

THE MOST COMFORTABLE RECLINER IN THE WORLD!



COLLECTION	PREMIER	ULTRA			RADIANCE			ATLAS PLUS 2	TRANQUIL 2				ELEGANCE 2		METRO 2	PERFECTA 2
SIZE	Medium	Large	Medium	Small	Large/Tall	Medium	Small	Medium	Large/Tall	Medium	Petite/Wide	Small	Large	Medium	Medium	Medium
MODEL NUMBER	PLR5900M	PLR4955L	PLR4955M	PLR4955S	PLR3955LT	PLR3955M	PLR3955S	PLR2985M	PLR935LT	PLR935M	PLR935PW	PLR935S	PLR975L	PLR975M	PLR925M	PLR945M
POSITION*	Infinite Position Weightless Tilt	Infinite Position Weightless Tilt	Infinite Position Weightless Tilt	Infinite Position Weightless Tilt	Infinite Position	Infinite Position	Infinite Position	Infinite Position	Infinite Position	Infinite Position	Infinite Position	Infinite Position	Infinite Position	Infinite Position	Infinite Position	Infinite Position
HAND CONTROL	Toggle Remote <sup>5</sup>	Toggle Remote <sup>5</sup>	Toggle Remote <sup>5</sup>	Toggle Remote <sup>5</sup>	Toggle Remote <sup>4</sup>	Toggle Remote <sup>4</sup>	Toggle Remote <sup>4</sup>	Toggle Remote <sup>3</sup>	Toggle Remote <sup>3</sup>	Toggle Remote <sup>3</sup>	Toggle Remote <sup>3</sup>	Toggle Remote <sup>3</sup>	Toggle Remote <sup>3</sup>	Toggle Remote <sup>3</sup>	Toggle Remote <sup>3</sup>	Toggle Remote <sup>3</sup>
BACK TYPE	Club	Deluxe Biscuit	Deluxe Biscuit	Deluxe Biscuit	Deluxe Biscuit	Deluxe Biscuit	Deluxe Biscuit	Club	Waterfall	Waterfall	Waterfall	Waterfall	Tailored	Tailored	Split	Bergere
SEAT TYPE	Pocket Coil	Total Comfort	Total Comfort	Total Comfort	Total Comfort	Total Comfort	Total Comfort	Total Comfort	Total Comfort	Total Comfort	Total Comfort	Total Comfort	Total Comfort	Total Comfort	Total Comfort	Total Comfort
STANDARD FEATURES	Yes	Yes	Yes	Yes	Yes	Yes	Yes	Yes	Yes	Yes	Yes	Yes	Yes	Yes	Yes	Yes
ADDITIONAL FEATURES	See notes 1,5,6	See notes 1,2,5			See notes 1,2,4			See notes 1, 2	NA	NA	NA	NA	NA	NA	NA	NA
USER HEIGHT RANGES**	5'4"- 5'10"	5'10" and above	5'4"- 5'10"	5'4" and below	5'10" and above	5'4"- 5'10"	5'4" and below	5'4"- 5'10"	5'10" and above	5'4"- 5'10"	5'4" and below	5'4" and below	5'4"- 5'10"	5'4"- 5'10"	5'4"- 5'10"	5'4"- 5'10"
SEAT-TO-FLOOR	20.5	22.5"	19.5"	18"	22.5"	19.5"	18"	19.5	21.5"	19.5"	18"	18"	20.5"	20"	19"	19"
SEAT WIDTH	23"	23.5"	22.5"	20"	23.5"	22.5"	20"	22"	23.5"	22"	24"	20"	22"	21"	21"	22"
SEAT DEPTH	21"	22"	21"	18"	22"	21"	18"	21"	22.5"	20.5"	18.5"	18.5"	22"	21"	21"	20"
SEAT DEPTH <small>WITH FOOTREST ELEVATED</small>	39.5"	39"	38"	40.5	39"	38""	40.5"	39"	40"	38"	36"	36"	39"	39"	39.5"	43"
TOP OF BACK TO SEAT	26"	30"	28"	25"	31"	28"	25"	26"	30"	27"	24.5"	25"	30"	27"	26.5"	25"
CHAIR WIDTH	39.5"	40"	39"	37"	40"	39"	37"	39"	38"	37.5"	36"	33.8"	37.5"	35.5"	33"	31"
CHAIR DEPTH	40"	40"	42"	41"	40"	42"	41"	42.5"	43"	42"	39.5"	36.8	42"	41.5"	40.5"	39"
CHAIR HEIGHT	43"	49"	43"	41"	49"	43"	41"	42"	47"	42"	38"	40"	42"	42"	41"	43"
DISTANCE FROM WALL	17"	21.5"	15"	15"	21.5"	15"	15"	16"	16"	16"	12.5"	13"	16"	14"	14"	15"
CHAIR WEIGHT	232 lb/105.3 kg	176 lb/79.8 kg	158 lb/71.7 kg	158 lb/71.7 kg	178 lb/80.7 kg	158 lb/71.7 kg	156 lb/70.8 kg	164 lb/74.4 kg	155 lb/70.3 kg	145 lb/65.8 kg	143 lb/64.9 kg	137 lb/62.1 kg	157 lb/71.2 kg	152 lb/68.9 kg	142 lb/64.4 kg	142 lb/64.4 kg
WEIGHT CAPACITY	400 lb/181.5 kg	400 lb/181.5 kg	400 lb/181.5 kg	400 lb/181.5 kg	400 lb/181.5 kg	400 lb/181.5 kg	400 l/181.5 kg	400 lb/181.5 kg	400 lb/181.5 kg	400 lb/181.5 kg	400 lb/181.5 kg	400 lb/181.5 kg	400 lb/181.5 kg	400 lb/181.5 kg	400 lb/181.5 kg	400 lb/181.5 kg
WARRANTY	7-Yr. Pro-rated	7-Yr. Pro-rated	7-Yr. Pro-rated	7-Yr. Pro-rated	7-Yr. Pro-rated	7-Yr. Pro-rated	7-Yr. Pro-rated	7-Yr. Pro-rated	7-Yr. Pro-rated	7-Yr. Pro-rated	7-Yr. Pro-rated	7-Yr. Pro-rated	7-Yr. Pro-rated	7-Yr. Pro-rated	7-Yr. Pro-rated	7-Yr. Pro-rated

STANDARD FABRIC SELECTION GUIDE	SORRENTO	CAPRICCIO		CANYON		BADLANDS	ASTRO				BADLANDS	SAVILLE	MERINO
	 COFFEE  ECLIPSE	 SLATE  CAPPUCCINO	 SMOKE  DOVE	 OCEAN  SILT	 STEEL  WALNUT	 MUSHROOM  WALNUT	 GREY  BROWN  MUSHROOM	 COOL GREY  ESPRESSO	 COOL GREY  ESPRESSO	 DOVE  CHARCOAL	 MUSHROOM  WALNUT  STEEL	 WINE  GREY  BROWN	 FAWN  STEEL
OPTIONAL FABRIC SELECTION GUIDE		 SORRENTO COFFEE	 TRENTO BROWN  CHARCOAL			 CRYPTON ARIA COOL GREY  ESPRESSO	 CRYPTON ARIA COOL GREY  ESPRESSO	 CAPRICCIO SMOKE  DOVE	 TRENTO BROWN  CHARCOAL				

STANDARD FEATURES:

POWER HEADREST

POWER LUMBAR

USB REMOTE

LITHIUM BATTERY BACKUP

FOOTREST EXTENSION

\*Not all units achieve all positions. Please refer to specific product.

\*\*Height ranges should be used as a guide only due to varying factors of each individual user.

Note: Measurements may vary +/- 1". Specifications subject to change without prior notice.

1.

Stowaway cup holder and cell phone charging pad located in the retractable armrests.
2.

The wireless charger is only compatible with smart phones that have wireless charging capabilities. Additionally, no other smart devices, (i.e. smart watches) should be used with the wireless charger.
3.

Toggle remote has two programmable memory buttons.
4.

Toggle remote has two programmable memory buttons and one heat button. Premium heat system has three separate heating pads located in the shoulders, lumbar, and seat.
5.

Toggle remote has one programmable memory button. Heat and Massage controls built into the armrest of the chair. Premium air bladder massage and heat system. Three separate heating pads located in the shoulders, lumbar, and seat, massage located in backrest.
6.

Bluetooth connectivity for built in haptic feedback and speakers with audio controls, USB A & C charging ports and charging pad in left armrest, self leveling cup-holder in the right armrest, under-arnpad storage, magnetic mount for hand control, hand control can be routed through either side pocket.

POSITION GUIDE: \*

INFINITE POSITION

RELAXED

RECLINED

UPWARD LIFT









WEIGHTLESS TILT





## INDEPENDENT FUNCTIONS

(STANDARD ON ALL MODELS)

-  1. The power headrest lifts your head, neck and shoulders for maximum support and improved sight-line for TV or conversing with others.
-  2. The upward lift offers convenient stand assist for getting in and out of the recliner.
-  3. The power lumbar enables you to personalize your comfort and back support.
-  4. The footrest extension allows you to relax and stretch out completely.
-  5. The backrest moves up and down independently to help you find the perfect position.
-  6. Infinite position allows the backrest and footrest to move independently from one another so that a variety of positions can be reached.
-  7. Toggle remote with memory button feature offers a USB port for charging your mobile device.
-  8. Power supply with lithium-ion battery backup ensures your recliner is operational when the power goes out.

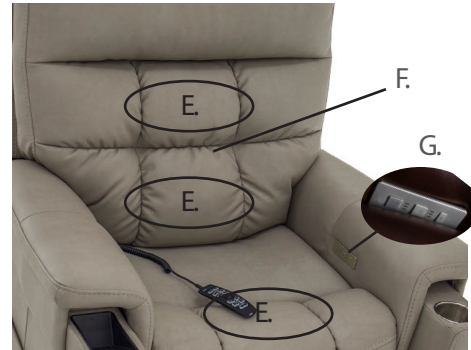


## THE MOST COMFORTABLE RECLINER IN THE WORLD!

### ADDITIONAL FEATURES

(CHECK SPECIFIC MODELS FOR AVAILABILITY)

- Retractable cup holder neatly tucked in the armrest holds your beverage secure when required. (Standard on the Ultra, Radiance, and Atlas Plus)
- Self-leveling retractable cup holder neatly tucked in the armrest holds your beverage secure when required. (Standard on Premier)
- Retractable mobile device wireless charging pad help keep your device ready to go. (Standard on the Ultra, Radiance, and Atlas Plus)
- Retractable mobile device wireless charging pad and USB A & C outlets help keep your device ready to go. (Standard on Premier)
- Three independent heating pads located at the shoulder, lumbar, and front portion of the seat, help keep you cozy. (Standard on the Premier, Ultra, and Radiance)
- Advanced massage system provides gentle pressure to your lower back



- Heat & Massage controls built into the armrest for easy access. (Standard on the Premier and Ultra)
- Audio controls under the right armrest pad with Bluetooth connectivity for the haptic feedback and built-in speakers. (Standard on the Premier) Speaker system includes a sub woofer in the base and 2 additional speakers located on either side in the upper rear portion of the armrests.
- Built-in storage under the armrest pads. (Standard on the Premier)



The information contained herein is correct at the time of publication; we reserve the right to alter specifications without prior notice.  
VivaLift!® Power Recliners are FDA Class II Medical Devices designed to aid individuals with mobility impairments.



**PRIDE**  
MOBILITY  
LIVE YOUR BEST®

pridemobility.ca | **fyti**