



Pride Mobility Products Co.

5096 South Service Rd, Beamsville, ON, L0R 1B3

Phone: 888-570-1113 | Fax: 866-514-1303 | Email: productorders@pridemobility.com

Quantum 4Front[®] 2HD Order Form with TRU-Balance 3 Positioning

Account Number: _____ Date: _____

Provider Name: _____

Contact: _____

Phone: _____ Fax: _____

Email: _____

PO Number: _____

Marked for: _____

Ship to Address: _____

City: _____ Prov: _____ PC: _____

QUANTUM[®] 4FRONT²HD



INTRODUCTION

This form is interactive when viewed with [Adobe Acrobat Reader](#). Complete the form by placing checks in the desired boxes and provide information in the interactive fields. Buttons shown at the bottom of the form may be utilized to print or submit the order form through a desktop email application. To email via a web-based application, please 'Save As' and attach the PDF to your email.

This order form contains a large variety of options to fulfill various patient needs. Descriptions and section notes, such as optional or required, are included to help you complete your order. Other part numbers can be found on the quote acknowledgment after this order form is submitted. Please contact Quantum[®] Sales at 888-570-1113 if assistance is needed. Send the completed order form by fax (866-514-1303) or email (productorders@pridemobility.com). Incomplete forms may delay the quote or order. Customer service will contact you if the order is incomplete or if there are compatibility issues. If special order requests are needed, be sure that the Patient Information section is completed

All prices are MSRP. Prices, specifications, part numbers, and availability are subject to change without notice. Prices and part numbers as shown are only available when configured as a complete power chair. Please contact technical service for accurate parts ordering.

Thank you for choosing Quantum!

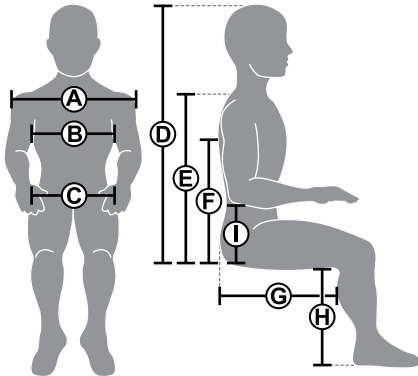
PATIENT INFORMATION

Weight: _____ Height: _____

A. Shoulder Width: _____ D. Max Sitting Height: _____ G. Thigh Depth: _____

B. Chest Width: _____ E. Shoulder Height: _____ H. Lower Leg Length: _____

C. Hip Width: _____ F. Axilla Height: _____ I. Elbow Height: _____



1. BASE MODEL

REQUIRED. Select a group 3 power base. 450 lb. weight capacity with standard 6 mph programmable motors and 8 amp off board charger. Dimensions of base without legrests: 24.2"Wx39.9"L

Quantum 4Front 2HD \$9,450
Part: 4FRONT 2HD

1A. AUTO CORRECTION SYSTEM


















REQUIRED. Smart Traction Control is auto-selected with every 4Front 2.

Smart Traction Control \$400
Part: Various

2. BASE COLOR

REQUIRED. Select one shroud color. Colors shown here may differ from actual product depending on monitor/printer calibration used.

2.1a. Standard Shrouds

- | | | | |
|---|--|--|--|
|  Red Corvette
Part: DGN2003028-PRD1 |  White Satin
Part: DGN2003028-PWT2 |  Midnight Blue
Part: DGN2003028-PBU10 |  Military Green
Part: DGN2003028-PGN8 |
|  Cherry Bomb
Part: DGN2003028-PRD4 |  Deep Purple
Part: DGN2003028-PPR5 |  Electric Blue
Part: DGN2003028-PBU9 |  Sugar Plum
Part: DGN2003028-PPR7 |
|  Back in Black
Part: DGN2003028-PBK1 |  Raspberry Beret
Part: DGN2003028-PPK4 |  Blue Jean
Part: DGN2003028-PBU11 | |
|  Night Train
Part: DGN2003028-PBK3 |  Pretty in Pink
Part: DGN2003028-PPK3 |  Lemon Crush
Part: DGN2003028-PYL4 | |
|  Grey Street
Part: DGN2003028-PSL3 |  Evolution Orange
Part: DGN2003028-POR7 |  Green Machine
Part: DGN2003028-PGN11 | |

2.1b. Hydrographic Shrouds

- | | |
|---|---|
|  Military Digital Camo \$250
Part: DGN2003028-WCM7 |  Faded Glory \$250
Part: DGN2003028-WFL2 |
|---|---|

3. BASE MOUNTED LIGHTS

Optional. Select one option. Seat Mounted, LED, Full Light Package option can be found later on this form.

- | | |
|--|--|
| Switch Operated Fender Lights No Charge
Part: DGN2004686
Fender lights operate by pressing included single switch button. Fender lighting is not available with Single Actuator Control through Toggle Box. | Base Mounted, LED, Full Light Package \$770
Part: ELE1700035
Requires Q-Logic 3 EX Joystick for Full Lights or Q-Logic 3e Joystick. |
| | Omit Fender Lights No Charge
Part: DGN1700032 |

4. QUANTUM BACKUP CAMERA

Optional. The backup camera may interfere with armrest mounted accessories such as media device holder.

- Quantum Backup Camera** \$475
Part: MEC1910365

1. Optional Mounting Bracket

- Backup Camera Headrest Bracket**..... \$30
Part: MEC1910373
Works with .5" x .5" vertical supports only.



5. DRIVE WHEELS

REQUIRED. Select a type of drive wheels and accent color.

5.1. Drive Wheels

- | | |
|--|--|
| 3"x14" Flat Free Black Tires with Accent Standard
Part: PTOINDV3525 | 4"x14" Flat Free Knobby Black Tires \$60 ea.
Part: WHL2006647 x2 |
| 3"x14" Pneumatic Black Tires with Accent No Charge
Part: WHL1704059 x2 | 4"x14" Pneumatic Knobby Black Tires \$60 ea.
Part: WHL2006822 x2 |

5.2. Drive Wheel Accent Color

Not available with knobby tires.

- | | | |
|--|--|---|
| Back in Black Standard
Part: DGN164245-PBK1 x2 | Raspberry Beret No Charge
Part: DGN164245-PPK4 x2 | Green Machine No Charge
Part: DGN164245-PGN11 x2 |
| Red Corvette No Charge
Part: DGN164245-PRD1 x2 | Pretty in Pink No Charge
Part: DGN164245-PPK3 x2 | Military Green No Charge
Part: DGN164245-PGN8 x2 |
| Cherry Bomb No Charge
Part: DGN164245-PRD4 x2 | Evolution Orange No Charge
Part: DGN164245-POR7 x2 | Sugar Plum No Charge
Part: DGN164245-PPR7 x2 |
| Night Train No Charge
Part: DGN164245-PBK3 x2 | Midnight Blue No Charge
Part: DGN164245-PBU10 x2 | Military Digital Camo \$42.50 ea.
Part: DGN164245-WCM7 x2 |
| Grey Street No Charge
Part: DGN164245-PSL3 x2 | Electric Blue No Charge
Part: DGN164245-PBU9 x2 | Faded Glory \$42.50 ea.
Part: DGN164245-WFL2 x2 |
| White Satin No Charge
Part: DGN164245-PWH2 x2 | Blue Jean No Charge
Part: DGN164245-PBU11 x2 | |
| Deep Purple No Charge
Part: DGN164245-PPR5 x2 | Lemon Crush No Charge
Part: DGN164245-PYL4 x2 | |

6. BATTERIES

Optional. The powerchair requires 2 flat top batteries and will be installed if ordered.

- Group 24, AGM Cell Battery (MK)** \$510 ea.
Part: BAT1712207. HCPCS: E2363

PATIENT'S WEIGHT

REQUIRED. The patient's weight is required to quote and order the power chair.

300 lb - 400 lb User Weight

400 lb-450 lb User Weight

7. ELECTRONICS

REQUIRED. Select a type of drive control from the following sections. The No Joystick option is used to omit the joystick and utilize another control, such as a specialty control at the end of this form or found on the [Alternative Controls and Electronics Order Form](#).

7.1a. Omit Joystick

No Joystick, Setup for Q-Logic Electronics
Part: XRF000010



1. Q-Logic 3 Expandable Capacity Joysticks

Q-Logic 3 Expandable Capacity Joystick\$900
Part: CTL167724

Q-Logic 3e Joystick\$620
Part: CTL1910600

Q-Logic 3 Expandable Capacity Joystick\$900
for Full Light Package
Part: CTL167725
Required with full light packages.

Can operate full light package. Not available with alternative or specialty controls.

7.2. Q-Logic 3 Joystick Armor

REQUIRED with Q-Logic 3 Joystick selections above. Not available with Q-Logic 3e Joystick. Reference colors shown on page 2.

Black, Soft Touch No Charge
Part: DGN124307

Match Joystick Armor to Base Color Standard
Part: PTOINDV3421

Non-matching Joystick Armor No Charge
Part: PTOINDV3422
Select color below

Part below will be selected with system configurator.

Red Corvette
Part: DGN124336-PRD1

Grey Street
Part: DGN124336-PSL3

Pretty in Pink
Part: DGN124336-PPK3

Blue Jean
Part: DGN124336-PBU11

Sugar Plum
Part: DGN124336-PPR7

Cherry Bomb
Part: DGN124336-PRD4

White Satin
Part: DGN124336-PWH2

Evolution Orange
Part: DGN124336-POR7

Lemon Crush
Part: DGN124336-PYL4

Military Digital Camo
Part: DGN124336-WCM7

Back in Black
Part: DGN124336-PBK1

Deep Purple
Part: DGN124336-PPR5

Midnight Blue
Part: DGN124336-PBU10

Green Machine
Part: DGN124336-PGN11

Faded Glory
Part: DGN124336-WFL2

⚠️ Night Train*
⚠️ See Black, Soft Touch

Raspberry Beret
Part: DGN124336-PPK4

Electric Blue
Part: DGN124336-PBU9

Military Green
Part: DGN124336-PGN8

8. JOYSTICK HANDLES

Optional. The standard Q-Logic 3 joystick knob can be seen in an image in the previous section. An optional handle selected below will be mounted to the joystick and the standard handle will be shipped with the unit.

Mushroom Handle (B) \$120
Part: ACCASMB1860.

Extended I-Handle (G) \$140
Part: ACCASMB1857.

Chin Cup (C) \$85
Part: ACCASMB186190

Bodypoint 3" Goal Post Handle \$180
Part: PLSKNCP1057.

T-Bar (D) \$160
Part: ACCASMB1858.

Bodypoint 4" Goal Post Handle \$180
Part: PLSKNCP1058.

Medium Ball Handle (E) \$70
Part: ACCASMB1859.

Soft Ball Handle (F) \$120
Part: ACCASMB1856.



9. JOYSTICK MOUNTING BRACKETS

Optional. Select a mount to be used with a joystick selected in previous section.

9.1a. Fixed, In-line Joystick Bracket

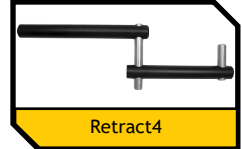
Fixed, In-line, Bracket Standard
 Part: FRMASMB10617



9.1b. Swing-Away (Retractable) Joystick Bracket

Allows the joystick to retract to the side of the armrest while maintaining the same joystick orientation.

Swing-away, Q-Logic 3 \$265
 Part: ACC1908434.



9.1c. Specialty Joystick Mounts

Select a bracket and side to mount it.

Retract4 Mount \$450
 Part: XRF000003.

Full 180° of movement that translates into multi-position use, straight, right offset, left offset, or fold away. Joystick orientation varies as bracket is adjusted.

Multi-Axis Mount \$100
 Part: XRF000004

Allows height adjustment of joystick.

Stealth Swing-Away/Flip Down Bracket \$300
 Part: XRF000005.

Allows the joystick to pivot to side of armrest, or flip-down if bracket is adjusted.



9.2. Joystick Mount Location

Left Side Mount
 Part: PTOINDV1225

Right Side Mount
 Part: PTOINDV1226

10. TRU-BALANCE 3® SEATING - QUANTUM INTELLIGENT SYSTEMS™

10.1. TRU-Balance 3 Configuration

REQUIRED. Select one seating system. Be sure to complete the seat dimensions, seat to floor, and back selections.

TRU-Balance 3 Static Seat \$1,045
 Part: PTOINDV3442

20° of limited recline adjustment (-5/ +15) via gas strut within back cover.

TRU-Balance 3 Power Tilt Only \$6,245
 Part: PTOINDV3443.
 50° Center of Gravity (CG) power tilt seating system.

TRU-Balance 3 Power Recline Only \$7,875
 Part: PTOINDV3444.

175° of power recline.

TRU-Balance 3 Power Tilt & Recline \$13,125
 Part: PTOINDV3446.
 50° CG power tilt with 175° of power recline. Full drive lockout at 20°.

10.2. 10" Power Lift

Optional. Select one option below.

TRU-Balance 3 Power 10" Lift \$2,495
 Part: PTOINDV3775.

10" of scissor lift. 22"W x 22"D maximum seat size.

10.3. Occupied Transit

Optional. Available in seat dimensions of 16" to 20" wide and 16"-20" deep. Requires TRU-Balance 3 armrests and 60" Sure-lok lap belt. Only available with swing-away legrests and center mount foot platforms.

Occupied Transit \$400
 Part: KIT152047

To determine if your chair is WC-19 compliant (occupied), please refer to this website: <http://wc-transportation-safety.umtri.umich.edu/crash-tested-product-lists/wheelchairs>

10.4. Seat Width Package

REQUIRED.

20"-24" Width Package
 Part: XRF000158

24"-28" Width Package
 Part: XRF000192

28"-32" Width Package
 Part: XRF000193

10.5. Seat Width

REQUIRED. Maximum non-lift seat width is 26"W. Part number is SETWDTH plus number following # below.

20" W
 (#1010)

21" W
 (#1011)

22" W
 (#1012)

23" W
 (#1013)

24" W
 (#1014)

25" W
 (#1056)

26" W
 (#1054)

10.6. Seat Depth Package

REQUIRED.

16"-20" Depth Package
 Part: XRF000013

Minimum Seat Depth is 20"

20"-24" Depth Package
 Part: XRF000159

10.7. Seat Depth

REQUIRED. Maximum seat depth is 24". Part number is SETDPTH plus number following # below.

16" D
 (#1006)

17" D
 (#1007)

18" D
 (#1008)

19" D
 (#1009)

20" D
 (#1010)

21" D
 (#1011)

22" D
 (#1012)

23" D
 (#1013)

24" D
 (#1014)

10.8. Seat to Floor Height

REQUIRED.

Lowest Seat to Floor
 Part: PTOINDV3558

Middle Seat to Floor
 Part: PTOINDV3559

Highest Seat to Floor
 Part: PTOINDV3560

Low	Med	High
Static Seat, Recline		
16.5"	17.5"	18.5"
Tilt, Tilt & Recline, Lift		
18.5"	19.5"	20.5"
TRU-Balance 3 Seat to Floor Heights		

TRU-Balance 3 seating section continued on following page.

10. TRU-BALANCE 3 SEATING CONTINUED


10.9. Matching Seat Cushion

Optional. Specific cushion/component sizes available, part numbers, weight capacities, MSRP, HCPCS code, and special order cushions can be found on the respective complete [Stealth Cushion Order Forms](#). This section allows a quick selection of a single cushion that matches the seat pan width and depth. See specific order form for non-matching sizes, alternate covers and liners, or additional covers and liners.

Stealth Simplicity G Cushion

General use cushion with Stealth Tek 2, 2-way stretch, breathable cover.
Part series: *ST-SIMGXXYY*


Simplicity G, Matching Seat Size
Part: XRF000111



Stealth Spectrum Foam SPP Cushion

Skin protection and positioning with Coolcore, 4-way stretch, breathable cover. Includes urethane liner.
Part series: *ST-SPCFSPXXYY*


Spectrum Foam SPP, Matching Seat Size
Part: XRF000112



Stealth Solution SPP Cushion

Skin protection and positioning with Coolcore, 4-way stretch, breathable cover. Includes urethane liner.
Part series: *ST-SOLSPPXXYY*


Solution SPP, Matching Seat Size
Part: XRF000113



Stealth Glacial SP Cushion

Skin protection with Coolcore, 4-way stretch, breathable cover.
Part series: *ST-GLSPXXYY*


Glacial SP, Matching Seat Size
Part: XRF000114



Stealth Zen SP Cushion

Skin protection with Coolcore, 4-way stretch, breathable cover.
Part series: *ST-ZENSPXXYY*


Zen SP, Matching Seat Size
Part: XRF000115



Stealth TRU-Comfort 2 SPP Cushion

Skin protection and positioning with Coolcore, 4-way stretch, breathable cover.
Part series: *ST-TC2SPPXXYY*

TRU-Comfort 2 SPP, Matching Seat Size
Part: XRF000116



Stealth Spectrum Gel SPP Cushion

Skin protection and positioning with Coolcore, 4-way stretch, breathable cover. Includes urethane liner.
Part series: *ST-SPCGSPPXXYY*

Spectrum Gel SPP, Matching Seat Size
Part: XRF000117



Stealth Essence SPP Cushion

Skin protection and positioning with Coolcore, 4-way stretch, breathable cover.
Part series: *ST-ESSSPPXXYY*

Essence SPP, No Wedge, Matching Seat Size
Part: XRF000118

Essence SPP, Small Wedge, Matching Seat Size
Part: XRF000119

Essence SPP, Medium Wedge, Matching Seat Size
Part: XRF000120

Essence SPP, Large Wedge, Matching Seat Size
Part: XRF000121

Essence Plus SPP, Large Wedge, Matching Seat Size
Part: XRF000121



Stealth Premiere P Cushion

Positioning with Coolcore, 4-way stretch, breathable cover.
Part series: *ST-PREMPXXYY*

Premiere P, Matching Seat Size
Part: XRF000122



10.10. Back Type Selection

REQUIRED. Match choice in this section with the options in the following back cushion configuration section.

Redesigned, Static Type Back \$735
Part: XRF000014
12" and 24" back width will use the TRU-Balance 3 Back assembly. Select a back cushion configuration in the subsequent section.

Back Cane Option No Charge
Part: XRF000015
Available only with TRU-Balance 3 Static Seat and Power Tilt (1 actuator) selections. Select cane type, back cane height, and back cushion configuration below.

Redesigned, Flip Forward Back \$735
Part: XRF000016
12" and 24" back width will use the TRU-Balance 3 Back assembly. Not available with manual or power recline systems. Only available with 2-post, flip back or pediatric armrests. Not available with 12"-14" width or with attendant manual recline. Select a back cushion type in the subsequent section.

10.11. Back Cane Selection (Back Cane Option Only)

REQUIRED when Back Cane Option is selected above. Select type and height of back canes.

1. Back Cane Type

Angle Adjustable No Charge
Part: MEC140266

1" Endo No Charge
Part: MEC141455

2" Endo No Charge
Part: MEC141456

2. Back Cane Height

16"H Cane
Part: FRMASMB15834

20"H Cane
Part: FRMASMB15838

24"H Cane
Part: FRMASMB15842

17"H Cane
Part: FRMASMB15835

21"H Cane
Part: FRMASMB15839

25"H Cane
Part: FRMASMB15843

10.12. Back Cushion Configuration

REQUIRED. Sport Back and TRU-Comfort Back selections up to 22" back width will be the Sport 4 or TRU-Comfort 4 back cushions. Sport back and TRU-Comfort back selections of 24" back width will be the Sport or TRU-Comfort 2 back cushions. Select a configuration type and applicable dimensions. See the Sport, Q-Back, and TRU-Comfort back availability chart for stock order back size ranges. Other size backs may be available with special order and extended lead time.

1a. Sport Back/Omit/After-Market Interface

Sport Back No Charge
Part: XRF000017
Complete following width package and size.

Omit Back Pan/Cushion No Charge
Part: PTOINDV1287
Select a following width package.

After-market Back Interface No Charge
Part: ST-SSAPT4-Q. Select a set width in following section, range of 12"-21". Overall seat depth may need to be adjusted to accommodate certain backs. May interfere with gel/waterfall armpads and arm through. Does not include brackets to mount after-market backs.

TRU-Balance 3 seating section continued on following page.

10. TRU-BALANCE 3 SEATING CONTINUED

1b. TRU-Comfort Back Selection

TRU-Comfort 4 Back Cushion, 20" Width or Less \$835
 HCPCS: E2620. Select size below. Height is overall. Part number is SET plus number following #.

18" Wide, 16"-20" Width Package:	Tilt:16"-17"H, Recline:19"-20"H Part: #123655	Tilt:18"-19"H, Recline:21"-22"H Part: #124576	Tilt:20"-21"H, Recline:23"-24"H Part: #124578	Tilt:22"-23"H, Recline:25"-26"H Part: #124597	Tilt:24"-25"H, Recline:27"-28"H Part: #124599
19" Wide, 16"-20" Width Package:	Tilt:16"-17"H, Recline:19"-20"H Part: #124601	Tilt:18"-19"H, Recline:21"-22"H Part: #124602	Tilt:20"-21"H, Recline:23"-24"H Part: #124603	Tilt:22"-23"H, Recline:25"-26"H Part: #124605	
20" Wide, 16"-20" Width Package:	Tilt:16"-17"H, Recline:19"-20"H Part: #124606	Tilt:18"-19"H, Recline:21"-22"H Part: #124609	Tilt:20"-21"H, Recline:23"-24"H Part: #124611	Tilt:22"-23"H, Recline:25"-26"H Part: #124613	Tilt:24"-25"H, Recline:27"-28"H Part: #124619
20" Wide, 20"-24" Width Package:	Tilt:16"-17"H, Recline:19"-20"H Part: #124607	Tilt:18"-19"H, Recline:21"-22"H Part: #124610	Tilt:20"-21"H, Recline:23"-24"H Part: #124612	Tilt:22"-23"H, Recline:25"-26"H Part: #124618	Tilt:24"-25"H, Recline:27"-28"H Part: #124623

TRU-Comfort 2 or 4 Back Cushion, 22" Width \$835
 HCPCS: E2621. Select size below. Height is overall. Part number is SET plus number following #. Sizes of 24" or greater may be TRU-Comfort 2 style back cushion until inventory is depleted.

22" Wide, 20"-24" Width Package:	Tilt:16"-17"H, Recline:19"-20"H Part: #124624	Tilt:18"-19"H, Recline:21"-22"H Part: #124625	Tilt:20"-21"H, Recline:23"-24"H Part: #124626	Tilt:22"-23"H, Recline:25"-26"H Part: #124627
24" Wide, 20"-24" Width Package:	Tilt:16"-17"H, Recline:19"-20"H Part: #124628	Tilt:18"-19"H, Recline:21"-22"H Part: #124629	Tilt:20"-21"H, Recline:23"-24"H Part: #124630	Tilt:22"-23"H, Recline:25"-26"H Part: #124631
24" Wide, 24"-28" Width Package:	Tilt:16"-17"H, Recline:19"-20"H Part: #130059	Tilt:18"-19"H, Recline:21"-22"H Part: #130060	Tilt:20"-21"H, Recline:23"-24"H Part: #130061	Tilt:22"-23"H, Recline:25"-26"H Part: #130062
26" Wide, 24"-28" Width Package:	Tilt:16"-17"H, Recline:19"-20"H Part: #124633	Tilt:20"-21"H, Recline:23"-24"H Part: #124634		
28" Wide, 24"-28" Width Package:	Tilt:20"-21"H, Recline:23"-24"H Part: #124647			
28" Wide, 28"-32" Width Package:	Tilt:20"-21"H, Recline:23"-24"H Part: #124648			

10.13. Lateral Positioning Wedge

Optional.

Lateral Positioning Wedge, pair \$30
 Part: SET123465
 Available with Sport and TRU-Comfort backs. Not available on power tilt backs 16"-17"H with limited adjustability on 18" H. Not available on power recline back 19"-20"H with limited adjustability on 21"H.

10.14. TRU-Balance 3 Back Shroud

REQUIRED. The back shroud is a feature of the TRU-Balance 3 seating system and is available in matching shroud colors. The back shroud is not available when Omit Back Pan/Cushion is selected. Reference colors shown on page 2.

Red Corvette Part: XRF000019	Grey Street Part: XRF000023	Pretty in Pink Part: XRF000027	Blue Jean Part: XRF000031	Sugar Plum Part: XRF000035
Cherry Bomb Part: XRF000020	White Satin Part: XRF000024	Evolution Orange Part: XRF000028	Lemon Crush Part: XRF000032	
Back in Black Part: XRF000021	Deep Purple Part: XRF000025	Midnight Blue Part: XRF000029	Green Machine Part: XRF000033	
Night Train Part: XRF000022	Raspberry Beret Part: XRF000026	Electric Blue Part: XRF000030	Military Green Part: XRF000034	

10.15. TRU-Balance 3 Power Tilt Side Shrouds

REQUIRED with TRU-Balance 3 Power Tilt selections. Reference colors shown on page 2.

Red Corvette Part: DGN1709093-PRD1	Grey Street Part: DGN1709093-PSL3	Pretty in Pink Part: DGN1709093-PPK3	Blue Jean Part: DGN1709093-PBU11	Sugar Plum Part: DGN1709093-PPR7
Cherry Bomb Part: DGN1709093-PRD4	White Satin Part: DGN1709093-PWT2	Evolution Orange Part: DGN1709093-POR7	Lemon Crush Part: DGN1709093-PYL4	
Back in Black Part: DGN1709093-PBK1	Deep Purple Part: DGN1709093-PPR5	Midnight Blue Part: DGN1709093-PBU10	Green Machine Part: DGN1709093-PGN11	
Night Train Part: DGN1709093-PBK3	Raspberry Beret Part: DGN1709093-PPK4	Electric Blue Part: DGN1709093-PBU9	Military Green Part: DGN1709093-PGN8	

TRU-Balance 3 seating section continued on following page.

10. TRU-BALANCE 3 SEATING CONTINUED

10.16. TRU-Balance 3 Power Lift Side Shrouds

REQUIRED with TRU-Balance 3, 10" Power Lift selection. The power lift side shrouds are located at the base of the TRU-Balance 3 system and is available in matching shroud colors. Reference colors shown on page 2.

Red Corvette Part: DGN1800070	Grey Street Part: DGN1800071	Pretty in Pink Part: DGN1800068	Blue Jean Part: DGN1905060	Sugar Plum Part: DGN1905063
Cherry Bomb Part: DGN1905045	White Satin Part: DGN1800073	Evolution Orange Part: DGN1905051	Lemon Crush Part: DGN1905054	
Back in Black Part: DGN1800061	Deep Purple Part: DGN1800069	Midnight Blue Part: DGN1800063	Green Machine Part: DGN1905057	
Night Train Part: DGN1800062	Raspberry Beret Part: DGN1905048	Electric Blue Part: DGN1800064	Military Green Part: DGN1800066	

10.17. Back Width Package

REQUIRED except when Omit Back Pan/Cushion is selected. Available with +/-4" of seat width.

Match Seat Width Selections Part: PTOINDV3468	20"W-24"W Package Part: XRF000040	28"W-32"W Package Part: XRF000196
16"W-20"W Package Part: XRF000038	24"W-28"W Package Part: XRF000195	

10.18. Back Width

REQUIRED except when Omit Back Pan/Cushion is selected. Part number is PTOINDV plus number following # below. Available with +/-4" of seat width.

18" W (#3566)	19" W (#3567)	20" W (#3568)	21" W (#3569)	22" W (#3570)	24" W (#3571)	26" W (#3572)	28" W (#3573)	30" W (#3574)	32" W (#3575)
-------------------------	-------------------------	-------------------------	-------------------------	-------------------------	-------------------------	-------------------------	-------------------------	-------------------------	-------------------------

10.19. Overall Back Height

Static Seat and Power Tilt available height range: 16"-25"H. Odd heights include 4" gap and even heights include 3" gap between seat pan and bottom of back cushion. Power Recline available height range: 19"-28"H. Odd heights include 6" gap and even heights include 7" gap. See the Sport and TRU-Comfort back availability chart for stock order back size ranges.

16" Overall Height Part: SETHGHT1029	23" Overall Height Part: SETHGHT1036
17" Overall Height Part: SETHGHT1030	24" Overall Height Part: SETHGHT1037
18" Overall Height Part: SETHGHT1031	25" Overall Height Part: SETHGHT1038
19" Overall Height Part: SETHGHT1032	26" Overall Height Part: SETHGHT1039
20" Overall Height Part: SETHGHT1033	27" Overall Height Part: SETHGHT1040
21" Overall Height Part: SETHGHT1034	28" Overall Height Part: SETHGHT1041
22" Overall Height Part: SETHGHT1035	

Overall Back Height	Tilt or Static Back Width										Recline Back Width									
	18"	19"	20"	21"	22"	24"	26"	28"	30"	32"	18"	19"	20"	21"	22"	24"	26"	28"	30"	32"
16"	ST	ST	ST	S	ST	ST	S	S	S	S	-	-	-	-	-	-	-	-	-	-
17"	ST	ST	ST	S	ST	ST	S	S	S	S	-	-	-	-	-	-	-	-	-	-
18"	ST	ST	ST	S	ST	ST	ST	S	S	S	-	-	-	-	-	-	-	-	-	-
19"	ST	ST	ST	S	ST	ST	ST	ST	S	S	ST	ST	ST	S	ST	S	S	S	S	S
20"	ST	ST	ST	S	ST	ST	ST	ST	S	S	ST	ST	ST	S	ST	S	S	S	S	S
21"	ST	ST	ST	S	ST	ST	ST	ST	S	S	ST	ST	ST	S	ST	S	S	S	S	S
22"	ST	ST	ST	S	ST	ST	S	S	S	S	ST	ST	ST	S	ST	S	S	S	S	S
23"	ST	ST	ST	S	ST	ST	S	S	S	S	ST	ST	ST	S	ST	S	S	S	S	S
24"	ST	S	ST	S	S	S	S	S	S	S	ST	ST	ST	S	ST	S	S	S	S	S
25"	ST	S	ST	S	S	S	S	S	S	S	ST	ST	ST	S	ST	S	S	S	S	S
26"	-	-	-	-	-	-	-	-	-	-	ST	ST	ST	S	ST	ST	S	S	S	S
27"	-	-	-	-	-	-	-	-	-	-	ST	S	ST	S	S	S	S	S	S	S
28"	-	-	-	-	-	-	-	-	-	-	ST	S	ST	S	S	S	S	S	S	S

S Sport Back
 ST Sport or TRU-Comfort 2 Back

Sport and TRU-Comfort 2 Back Availability Chart

10.20. Power Tilt Privacy Flap

Optional. A privacy flap is standard with power recline systems. This selection is to add a flap for power tilt only systems.

Privacy Flap, 9.75" \$35 Part: DWR1044E456B	Privacy Flap, 12.75" \$35 Part: DWR1044E456A
---	--

11. TRU-BALANCE 3 ARMRESTS

REQUIRED. Select the desired type of armrest below. Please read notes to ensure seating compatibility. Be sure to also select an armrest size and armpad type.

11.1a. Flip-Back, 8"-16" H Armrests

Choose a left and right armrest and set height in the following section. Flip-back armrests include an armrest downpost on the Q6 Edge HD. Not available with waterfall armpads. Not available with Back Cane Option.

Flip-Back, 8"-16"H Armrests, with Down Posts\$145 ea. (Armrests) + \$115 ea. (Down Posts)
L R

11.1b. Height Adjustable, Removable, Heavy Duty Armrests

Select a type of HD removable armrests and the set height in the following section. Only one height package is selectable as a normal configuration. Payer coding, coverage, and bundling guidelines may apply.

8"-12"H, Single Post, Height Adjustable, Removable,\$130 ea. Heavy Duty (Sold in pairs) Part: XRF000055. HCPCS w/ Static Seat: E0973	10"-14"H, Single Post, Height Adjustable, Removable,\$130 ea. Heavy Duty (Sold in pairs) Part: XRF000056. HCPCS w/ Static Seat: E0973
--	---

TRU-Balance 3 armrests section continued on following page.

11. TRU-BALANCE 3 ARMRESTS CONTINUED

11.2. Armrest Height

Set left and right armrest height. Note the available height range in the option description.

1. Left Armrest Height

8" H PTOINDV3535	10" H PTOINDV3537	12" H PTOINDV3539	14" H PTOINDV3541	16" H PTOINDV3543
9" H PTOINDV3536	11" H PTOINDV3538	13" H PTOINDV3540	15" H PTOINDV3542	

2. Right Armrest Height

8" H PTOINDV3450	10" H PTOINDV3452	12" H PTOINDV3454	14" H PTOINDV3456	16" H PTOINDV3458
9" H PTOINDV3451	11" H PTOINDV3453	13" H PTOINDV3455	15" H PTOINDV3457	

11.3. Armrest Size

REQUIRED with armrest selection above. Select a left (L) and right (R) armrest size. This also affects armpad selection.

<input type="checkbox"/> L <input type="checkbox"/> R 10" Length L part: XRF000057. R part: XRF000123	<input type="checkbox"/> L <input type="checkbox"/> R 14" Length L part: XRF000058. R part: XRF000124	<input type="checkbox"/> L <input type="checkbox"/> R 17" Length L part: XRF000059. R part: XRF000125 Only available with Flip-Back Armrests and straight arm pads.
---	---	--

12. TRU-BALANCE 3 ARPADS

REQUIRED. Select to omit an armpad selection or select a left and right armpad type. Please note that waterfall and gel armpads may cause interference with the seat back.

12.1a. Omit Armpad

Select one below if aftermarket armpads or handpads are required. See [Positioning Components Order Form](#).

No Armpad Selection..... No Charge Part: XRF000060 Not available with Flip-back, 8"-16" H armrests.	Interface for Aftermarket Pad No Charge Part: XRF000308 Only available with Flip-back, 8"-16" armrests.
---	---

12.1b. Foam Armpads

<input type="checkbox"/> L <input type="checkbox"/> R Straight, Armpad Standard Left part: XRF000061. Right part: XRF000126	<input type="checkbox"/> L <input type="checkbox"/> R Waterfall, Armpad No Charge Left part: XRF000062. Right part: XRF000127 Not available with Flip-back, 8"-16" armrests.
---	---

12.1c. Gel Armpads

Sold only in pairs. Armpads are 3" wide. Manufacturer part number for full length is 314G and desk length is 310G.

a. Falcon Gel Armpads for Flip-Back Armrests

Falcon Gel, Full Length Left and Right \$300 Part: ARM1806807	Falcon Gel, Desk Length Left, Full Length Right..... \$300 Part: ARM1806810
Falcon Gel, Full Length Left, Desk Length Right..... \$250 Part: ARM1806813	Falcon Gel, Desk Length Left and Right \$250 Part: ARM1806806

b. Falcon Gel Armpads for Tube Style Armrests

Falcon Gel, Full Length Left and Right \$300 Part: ARM136438	Falcon Gel, Desk Length Left, Full Length Right..... \$300 Part: ARM136439
Falcon Gel, Full Length Left, Desk Length Right..... \$250 Part: ARM136442	Falcon Gel, Desk Length Left and Right \$200 Part: ARM136437

13. TRU-BALANCE 3 JOYSTICK BRACKETS

REQUIRED.

Standard Fixed Receiver Standard Part: XRF000063	Stealth Height Adjustable Receiver.....\$165 Part: XRF000064. HCPCS: K0108
---	---

14. TRU-BALANCE 3 HEADRESTS

Optional. Select a headrest pad and bracket.

14.1a. Headrests, Comfort Plus with Cool Core

1. Headrest Pads

Stealth 8" Comfort Plus, Cool Core (CP08CCFPM) \$190 Part: ST-CP08CCFPM-Q. E0955	Stealth 14" Comfort Plus, Cool Core (CP14CCFPM) \$190 Part: ST-CP14CCFPM-Q. E0955
Stealth 10" Comfort Plus, Cool Core (CP10CCFPM)..... \$190 Part: ST-CP10CCFPM-Q. E0955	Stealth 6", Comfort Plus, Cool Core (CP06CCFPM)..... \$190 Part: ST-CP06CCFPM-Q. E0955

2. Headrest Brackets

Comfort Plus Headrest Mounting Bracket, UniLink.....\$255 Part: ST-UHB2D33200-Q. E1028

TRU-Balance 3 headrests section continued on following page.

14. TRU-BALANCE 3 HEADRESTS CONTINUED

14.1b. Headrests, Comfort Plus

1. Headrest Pads

Stealth 8" Comfort Plus (CP450)..... \$190 Part: POS148484. HCPCS: E0955	Stealth 14" Comfort Plus (CP150) \$190 Part: INDPART2327. HCPCS: E0955
Stealth 10" Comfort Plus (CP250)..... \$190 Part: SETHEAD1057. HCPCS: E0955	Pediatric Comfort Plus (6"Wx4.5"H) (CPN350)..... \$190 Part: SETHEAD1069. HCPCS: E0955

2. Headrest Brackets

Multi-Axis Removable Headrest Bracket (HMO475P) \$200 Part: HDWASMB1084. HCPCS: E1028
--

15. LAP BELTS

REQUIRED. Select a lap belt below.

15.1a. Standard Lap Belts

70" Lap Belt Part: ACCBELT1003	80" Lap Belt Part: ACCBELT1004	90" Lap Belt Part: ACCBELT1001
-----------------------------------	-----------------------------------	-----------------------------------

15.1b. Optional Lap Belts

Stealth Retractable Lap Belt (IFRB5350).....\$175 Part: ST-IFRB5350	Stealth Positioning 60" Single Pull, Push Button, Extra Large.... \$65 Padded (11.5"), 2" Belt (IFPB5315) Part: ST-IFPB5315-Q
Stealth Positioning 60" Single Pull, Push Button, Medium..... \$65 (7.5") Padded, 1.5" Belt (IFPB5213) Part: ST-IFPB5213-Q	60" Sure-Lok Lap Belt (Non-retractable)..... \$200 Required with ISO 7176-19 Compliant Transit Option. Part: ACCBELT1016
Stealth Positioning 60" Single Pull, Push Button, Large \$65 Padded (9.5"), 2" Belt (IFPB5314) Part: ST-IFPB5314-Q	

16. POWER LEGREST CONTROLS

Optional. Specific power legrest options are selected later in this form. Select the control type here, if power legrests are desired, to assist the selection of the power positioning electronics.

Independent Legrests (Requires 2 actuator controls) Part: XRF000108	Articulating Foot Platform (Requires 1 Actuator Control) Part: XRF000110
Combined Legrests (Requires 2 actuator control) Part: XRF000109	

17. LEGRESTS

Optional. All efforts will be made to accommodate legrest length selection, but minor changes may need to be made to meet shipping guidelines. Some adjustments may be needed upon receipt of the unit. Reference the section's compatibility matrix for legrest interference.

17.1a. Center Mount Foot Platform

If power articulating foot platform is selected, be sure power legrest control has been selected in previous section. Select legrest length in following section.

1. Foot Platform Assembly

Power Articulating Foot Platform\$3,145 Part: PTOINDV3754. HCPCS: E1012+K0040	Manually Adjustable Center Mount Foot Platform... \$265 Part: XRF000155. HCPCS: K0040
--	--



2. Lower Extension and Angle Adjustable Footplates

10"-16" Extension, 5"x6" Footplates Part: RIG150206	10"-16" Extension, 5"x8" Footplates with Width Extension Part: MEC1707469	10"-16" Extension, 5"x12" Footplates with Width Extension Part: MEC1707465	13"-19" Extension, 5"x8" Footplates with Width Extension Part: MEC1707474	13"-19" Extension, 5"x12" Footplates with Width Extension Part: MEC1707468
--	--	---	--	---

Center Mount Foot Platform Compatibility Matrix for TRU-Balance® 3	Power Recline or Static Seat			Power Tilt			Power Lift		
	Low	Med.	High	Low	Med.	High	Low	Med.	High
10"-16" Length Extension	!	✓	✓	✓	✓	✓	✓	✓	✓
13"-19" Length Extension	!	!	!	!	!	!	!	!	✓

- ✓ No interference issues at this seat-to-floor height.
- ! May have less than 1.75" clearance when fully extended and may interfere with the ground or reduce obstacle climbing ability.

Legrests section continued on following pages.

17. LEGRESTS CONTINUED

3a. Center Mount Calf Support

*Calf pads are standard with a power articulating foot platform. Select calf pads covers for additional charge. Calf pad and panel covers include 1/2" of soft visco foam.

Small Calf Pads, AFP Only, 6"Wx6"H (pair) Standard
Part: RIGASMB7120018

Large Calf Pads, AFP Only, 8" taper to 6"Wx8"H (pair) Standard
Part: RIGASMB7120019

Small Calf Pads, Manually Adjustable Center Mount Only, \$210
6"Wx6"H (pair)
Part: XRF000156

Large Calf Pads, Manually Adjustable Center Mount Only, \$210
8" taper to 6"Wx8"H (pair)
Part: XRF000157

3b. Center Mount Calf Panel

Calf pads are standard with a power articulating foot platform.

Small Calf Panel 18"Wx8"H..... \$210
Part: FRMASMB7110012

Large Calf Panel 24"Wx8"H \$265
Part: RIG123824
Only available on widths of 20" or greater.

4. Modular Footplate Extension Components

Optional. Assembly required. May require seating configuration adjustments to avoid front caster interference.

4" Outside Edge (pair) \$55
Part: RIG152510
Only available with 6"D footplates and 8"D footplate extension.

2" Bell-Shaped Length Extension \$55
Part: RIG152519
Not compatible with width extensions. Can be used with 6" outside edge with 11" footplates.

6" Outside Edge (pair) \$55
Part: RIG152516
Available with 8"D and 11"D footplates and 11"D footplate extension.

5. Additional Accessories

Small Reversed Dartex Calf Pad Cover (pair) \$150
Part: RIG133717

Large Reversed Dartex Panel Cover (pair) \$150
Part: RIG134744

Large Reversed Dartex Calf Pad Cover (pair) \$150
Part: RIG133719

Footplate Connector \$55
Part: RIGASMB7120023

Small Reversed Dartex Panel Cover (pair)..... \$150
Part: RIG134673

6. Stealth Gel Footplate Covers

5"x8" Tapered Gel Footplate Covers..... \$275
Part: ST-FPG5008T-Q

5"x8" Tapered Gel Footplate Covers for Width Extension \$275
Part: ST-FPG6508T-Q

5"x11" Tapered Gel Footplate Covers..... \$275
Part: ST-FPG5011T-Q

5"x11" Tapered Gel Footplate Cover for Width Extension \$275
Part: ST-FPG7011T-Q

17.1b. Heavy Duty, Drop-In, Swing-Away Legrests

Select a configuration, a legrest, extension, and type of footplate. Pair (P), left (L), and right (R) configurations are selected by checking the appropriate boxes.

1. Drop-In Legrest Selection

P L R 70° HD Drop-in for 8.5"-12" Lower Extension \$445
Pair part: FRMASMB4762. Left: RIG137706. Right: RIG137707

P L R 70° HD Drop-in 13"-18" or 16"-21" Lower \$445
Extension
Pair part: FRMASMB4853. Left: RIG137708. Right: RIG137709

2. Lower Extension

P L R 8.5"-12" HD Drop-Ins/12.5"-16.5" ELR, Ext Length
Pair part: XRF000101. Left: XRF000102. Right: XRF000103.

P L R 16"-21" HD Drop-Ins/18.5"-22.5" ELR, Ext Length
Pair part: FRMASMB4754. L: FRMASMB4725. R: FRMASMB5393

P L R 13"-18" HD Drop-Ins/15.5"-19.5" ELR, Ext Length
Pair part: XRF000104. Left: XRF000105. Right: XRF000106

3. Angle Adjustable Footplate(s) with Heel Loops

P L R 6"Wx8"D¹ \$87.50 ea.
Pair part: FRMASMB4738. Left: RIG137793. Right: RIG137795.
HCPCS: K0040+E0951

P L R 8"Wx11"D² \$87.50 ea.
Pair part: FRMASMB4744. Left: RIG137798. Right: RIG137799.
HCPCS: K0040+E0951

P L R 6"Wx11"D¹ \$87.50 ea.
Pair part: FRMASMB4741. Left: RIG137796. Right: RIG137797.
HCPCS: K0040+E0951
May cause interference on seat widths less than 18".

May cause interference on seat widths less than 20".

Legrests section continued on following pages.

17. LEGRESTS CONTINUED

17.1c. Heavy Duty, Elevating Legrests

Select a configuration, a legrest, extension, and type of footplate. Pair (P), left (L), and right (R) configurations are selected by checking the appropriate boxes.

1. Heavy Duty, Elevating Legrest Selection

P L R Heavy Duty, Elevating Legrest(s) with Calf Pad(s)..... \$550
 Pair part: FRMASMB6702. Left: FRMASMB8444. Right: FRMASMB8445. HCPCS: E0990

2. Lower Extension

P L R 11"-14" Length
 Part: FRMASMB4755. Left: RIG138026. Right: RIG138030
 For reinforced footplates only.

P L R 14"-17" Length
 Part: FRMASMB4756. Left: RIG138033. Right: RIG138035
 For reinforced footplates only.

P L R 8.5"-12" HD Drop-Ins/12.5"-16.5" ELR, Ext Length
 Pair part: XRF000101. Left: XRF000102. Right: XRF000103.
 For angle adjustable footplates only.

P L R 13"-18" HD Drop-Ins/15.5"-19.5" ELR, Ext Length
 Pair part: XRF000104. Left: XRF000105. Right: XRF000106
 For angle adjustable footplates only.

3. Reinforced Footplates(s)

P L R 7.25"Wx6"D Extruded Footplate..... Standard
 Part pair: FRMASMB4748. Left: RIG138055.
 Right: RIG138056

P L R 8.5"Wx6"D Extruded Footplate Standard
 Part pair: FRMASMB4747. Left: RIG138060.
 Right: RIG138062

4. Angle Adjustable Footplates(s) with Heel Loops

P L R 6"Wx8"D \$87.50 ea.
 Pair part: FRMASMB4738. Left: RIG137793. Right: RIG137795.
 HCPCS: K0040+E0951

P L R 8"Wx11"D \$87.50 ea.
 Pair part: FRMASMB4744. Left: RIG137798. Right: RIG137799.
 HCPCS: K0040+E0951
 May cause interference with seat widths less than 20"

P L R 6"Wx11"D \$87.50 ea.
 Pair part: FRMASMB4741. Left: RIG137796. Right: RIG137797.
 HCPCS: K0040+E0951

17.2. Set Legrest Extension Length

REQUIRED with matching left and right legrest configuration. Part number is PTOINDV plus number following # below. All efforts will be made to accommodate legrest length selection, but minor changes may need to be made to meet shipping guidelines. Some adjustments may be needed upon receipt of the unit. Reference the section's compatibility matrix for legrest interference. Non-matching or individual legrest configurations lengths are not set by the manufacturer.

8.5" L (#3473)	9.5" L (#3475)	10.5" L (#3477)	11.5" L (#3479)	12.5" L (#3481)	13.5" L (#3483)	14.5" L (#3485)	15.5" L (#3487)	16.5" L (#3489)	17.5" L (#3491)
9" L (#3474)	10" L (#3476)	11" L (#3478)	12" L (#3480)	13" L (#3482)	14" L (#3484)	15" L (#3486)	16" L (#3488)	17" L (#3490)	18" L (#3492)

18. TRU-BALANCE 3 POWER POSITIONING ELECTRONICS

REQUIRED with power seating or legrest options.

18.1a. Q-Logic 3 Controls through Joystick

Single Actuator Through Q-Logic 3 No Charge
 Controller and Interface (AM1)
 Part: XRF000067.

Actuator Through Q-Logic 3 \$1,675
 Controller and Interface (AAM)
 Part: XRF000068.



1. Optional Switch Control

Not available with AM1 electronics. 4-Way switches will be mounted to same side of joystick.

4-Function Push Button.....\$225
 Part: CTL123218
 See next section for switch mounting.

4-Way Toggle.....\$575
 Part: ELEASMB5925

4-Way Button Toggle.....\$575
 Part: ELEASMB5926

iAccess Flat Button.....\$575
 Part: CTL144009
 See next section for switch mounting.

iAccess Toggle Button.....\$575
 Part: CTL144010
 See next section for switch mounting.

TRU-Balance 3 Power Positioning Electronics section continued on following pages.

18. TRU-BALANCE 3 POWER POSITIONING ELECTRONICS CONTINUED

18.2. 4-Function Push Button/iAccess Mount

REQUIRED with 4-Function Push Button or iAccess options. Under arm mount is not available with TRU-Balance 3 HD armrests.

Joystick Mount No Charge Part: MEC1907500	Attendant Mount \$35 Part: MEC1906564
Under Arm Mount, Flip-Back Armrest..... No Charge Part: MEC1906531	Under Arm Mount, Flip-Back Armrest, plus iAccess Guard \$35 Part: MEC2001400
Under Arm Mount, Tube Style Armrest No Charge Part: MEC1906530	Under Arm Mount, Tube Style Armrest, plus iAccess Guard \$35 Part: MEC2001401

1. Under Arm Mount Side Selection

Left Side Under Arm Mount Part: PTOINDV3678	Right Side Under Arm Mount Part: PTOINDV3679
--	---

19. TRU-BALANCE 3 ATTENDANT CONTROL

Optional.

Attendant Control \$950 Part: XRF000078. HCPCS: E2331	Attendant Control with Tilt & Recline..... No Charge Part: XRF000079
--	---

20. SEAT MOUNTED LED LIGHTS

Optional. Requires Q-Logic 3 Joystick for Full Light Package or Q-Logic 3e Joystick.

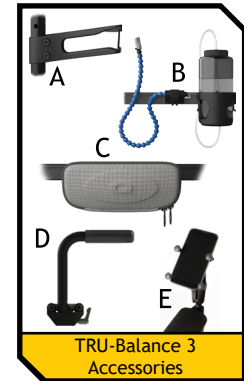
Seat Mounted, LED, Full Light Package \$770 Part: XRF000130 Not available with Base Mounted, LED, Full Light Package.



21. ACCESSORIES

Optional. Multiple accessories can be mounted along the various tracks but some interference may occur.

Privacy Bag \$80 Part: ACC1907570	TRU-Balance 3 Glove Box (C) \$85 Part: ACC125011
TRU-Balance 3 Cane/Crutch Holder \$100 Part: ACC152515. HCPCS: E2207	Stealth Large Tablet Holder \$565 Part: ACC141818 Not available with Heavy Duty armrests.
Quantum Backpack \$200 Part: ACC1905853	Trilogy Vent Tray \$420 Part: ACC136791. HCPCS: E1029 Includes accessory bar, a credit will be applied PTOINDV3769. Contact custom for models other than 100 and 200.
Transfer Handle (D)..... \$305 Part: MEC1809930. HCPCS: E0705 Not available with Heavy Duty armrests.	Compact Vent Tray \$1,395 Part: ACC133889. HCPCS: E1029
TRU-Balance 3 Cup Holder..... \$20 Part: ACC125003 For use with TRU-Balance 3 (track style) armrests.	VOCNSN Vent Tray \$1,000 Part: ACC2000162
Cup Holder (Tube-style Armrest)..... \$20 Part: ACCASMB2634 For use with tube-style armrests.	Push Handles (pair) \$140 Part: ACC2005027 Not available with oxygen holder, back cane option, or vent tray.
TRU-Balance 3 Personal Item Hook \$20 Part: ACC125008 Not available with back cane option.	Accessory Bar \$90 Part: ACC1909634 Horizontal rail attached to rear of seat. Standard with the Trilogy vent tray and oxygen holder. Not available with back cane option.
TRU-Balance 3 Reflector Kit..... \$35 Part: ACC124670	Large, Black, Weather Cover \$240 Part: ACCCOVR1021
TRU-Balance 3 Backpack Holder (Pair) (A) \$42 Part: ACC147774 Not available with back cane option.	Q-Logic EX/NE Programmer \$625 Part: ELEASMB6976
TRU-Balance 3 Front Mounted Cell Phone/ Media Holder, X-Grip (E) \$95 Part: ACC155835 Not available with Heavy Duty armrests.	
TRU-Balance 3 Rear View Mirror \$35 Part: ACC155833 Not available with Heavy Duty armrests.	
TRU-Balance 3 Oxygen Holder \$110 Part: ACC125006. HCPCS: E2208 Includes accessory bar, a credit will be applied PTOINDV3769.	
TRU-Balance 3 Clothing Guard (Pair) \$275 Part: ACC125007	



Provider installed accessories section continued on following page.

23. POSITIONING COMPONENTS

Optional. More options are available on the [Positioning Components Order Form](#).

23.1. Stealth Thoracic Laterals

Swing-away laterals may interfere with TRU-Balance 3 armrests and 2-post, flip up armrests. These laterals are not available with the back cane option.

1. Bracket

Swing-away, UniLink, Redesign Back, pair (ULS4042000-Q).... \$590
 Part: ST-ULS4042000-Q. E1028

Only available with Redesigned back assemblies.

Swing-away, Rail Mounts, pair (TWBTLTC) \$590
 Part: INDPART2677. E1028

Not available with Redesign back assemblies.

2. Pads

Curved Pads, 3"x5", pair (TWBL3X5)..... \$140
 Part: INDPART2663. E0956

Curved Pads, 4"x6", pair (TWBL4X6)..... \$140
 Part: INDPART2664. E0956

Flat Pads, 3"x5", pair (TWBLP3X5) \$140
 Part: INDPART2676. E0956

Flat Pads, 4"x6", pair (TWBLP4X6) \$140
 Part: INDPART2675. E0956

3. Installation

Install Laterals
 Part: PTOINDV3499

Do Not Install
 Part: PTOINDV3500

23.2. Stealth Pelvic/Thigh Guides

Pelvic/thigh guides may interfere with the joystick receiver block and down posts. Please provide quantity next to check box.

1. Pelvic/Thigh Guide Bracket

Flip Down Bracket (TWBTLADD-HW) \$300 ea.
 Part: INDPART2804. : E1028

Removable Bracket (LP430)..... \$330 ea.
 Part: INDPART2805. : E1028

Removable Bracket with 1" Offset (LP430 & LHW-121)... \$430 ea.
 Part: INDPART2854. : E1028

Flip Down with LEFT Full Surface Contact \$400 ea.
 Feature (TWBADD-L & LPHW407)
 Part: POS140428.

Flip Down with RIGHT Full Surface Contact..... \$400 ea.
 Feature (TWBADD-R & LPHW407)
 Part: POS140429.

2. Pelvic/Thigh Guide Adapter

2" Height Adapter Plate (LHW-122).....\$40
 Part: INDPART2821.

Height adapter is needed with TRU-Comfort seat cushions. Not available with the flip down bracket.

2 1/4" Adapter Plate (LHW-129)\$40
 Part: POS140430.

Only available with the flip down full surface bracket.

3. Pelvic/Thigh Guide Pad

Short Pad, 4"x4" (TWBADD-4X4)..... \$70 ea.
 Part: INDPART2801.

Medium Pad, 4"x8" (TWBADD-4X8)..... \$70 ea.
 Part: INDPART2802.

Long Pad, 4"x12" (TWBADD-4X12)..... \$70 ea.
 Part: INDPART2803.

4. Pelvic/Thigh Guide Installation

Install on Left
 Part: PTOINDV3585

Install on Right
 Part: PTOINDV3586

Do Not Install
 Part: PTOINDV3719

Positioning components section continued on following page.

23. POSITIONING COMPONENTS CONTINUED

23.3. Stealth UniLink Pelvic/Thigh Guide

1. UniLink Pelvic/Thigh Hardware

UniLink, 5" Height Adjustable, \$320 ea.
Removable Mounting Hardware
QTY Part: ST-UTTP5-Q

UniLink, 7" Height Adjustable, \$320 ea.
Removable Mounting Hardware
QTY Part: ST-UTTP7-Q

2. UniLink Pelvic/Thigh Pads

^Please verify the appropriate billing code to be used for this item with all third-party payors.

UniLink, 4" x 4" Pad \$125 ea.
Part: ST-UTP544056100-Q
QTY

UniLink, 4" x 12" Pad \$165 ea.
Part: ST-UTP54D056100-Q
QTY

UniLink, 4" x 8" Pad \$135 ea.
Part: ST-UTP548056100-Q
QTY

3. UniLink Pelvic/Thigh Additional Links

UniLink, 1.5" Link \$40 ea.
Part: ST-UIL001150A000-Q
QTY

UniLink, 2" Link \$40 ea.
Part: ST-UIL001200A000-Q
QTY

4. UniLink Pelvic/Thigh Guide Installation

Install on Left
Part: PTOINDV3585

Install on Right
Part: PTOINDV3586

Do Not Install
Part: PTOINDV3719



UniLink Pad & Hardware

23.4. Stealth Positioning Chest Harness

Upper Classic, Medium (IFPS1103) \$190 ea.
Part: ST-IFPS1103-Q

Upper Contour, Medium (IFPS2103) \$190 ea.
Part: ST-IFPS2103-Q

Upper Classic, Large (IFPS1104) \$190 ea.
Part: ST-IFPS1104-Q

Upper Contour, Large (IFPS2104) \$190 ea.
Part: ST-IFPS2104-Q



Contoured and Classic Chest Harness

23.5. Stealth Positioning Chest Straps

Chest Strap, Medium w/ Belt Anchor \$120 ea.
(IFCS4113)
Part: ST-IFCS4113-Q

Chest Strap, Large w/ Belt Anchor \$120 ea.
(IFCS4114)
Part: ST-IFCS4114-Q



Chest Strap

23.6. Stealth Swing-Away Headrest Mounts

These swing-away headrest mounts are only available with the Stealth Comfort Series headrests.

1. Facial Lateral Hardware

Facial Lateral for Comfort Series \$430 ea.
Right Side (CPS9-R-HW)
Part: INDPART2647.

Facial Laterals for Comfort Series \$430 ea.
Left and Right Side (CPS9-B-HW)
Part: INDPART2649.

Facial Lateral for Comfort Series \$430 ea.
Left Side (CPS9-L-HW)
Part: INDPART2648.



Left and Right Facial Lateral with Pads

2. Facial Lateral Pads and Accessories

1" Ball Kit for Facial Laterals (TWB-1BK) (D) \$100
Part: POS150532
Required with facial laterals to mount to comfort headrest brackets.

Facial Pad, 4"x2" (900-Q) \$70 ea.
Part: ST-900-Q : K0108
QTY


Facial Pad, 6"x2" (920-Q) \$70 ea.
Part: ST-920-Q : K0108
QTY

Egg Switch Mount (ESM) (A) \$70 ea.
Part: INDPART2815
QTY

Swing-Away Joystick Mount, 18" Rod (C) \$295 ea.
Part: ST-SUS18-Q
QTY

Figure 8 Bracket with 13" Rod \$315 ea.
and Egg Switch Mount (B)
Part: ST-F8675-13-Q
QTY

Allows mounting of facial pads and attaches to the headrest



Headrest Accessories

1. Elbow Support Bracket


23.7. Stealth Elbow Support

Left, Swing-Away, Elbow Support \$230 ea.
Bracket Tube Style Arms (ARMS-ES-L)
Part: POS124064.

Right, Swing-Away, Elbow Support \$230 ea.
Bracket Tube Style Arms (ARMS-ES-R)
Part: POS124066.

Left, UniLink, Fixed, Elbow Support Bracket ..\$360 ea.
for Flip-Back, 8"-16"H Armrests (UETB4021FL-Q)
Part: ST-UETB4021FL-Q

Right, UniLink, Fixed, Elbow Support Bracket . \$360 ea.
for Flip-Back, 8"-16"H Armrest (UETB4021FR-Q)
Part: ST-UETB4021FR-Q



Elbow Supports

2. Elbow Support Pad

3"Wx3"H Elbow Pad (ARMS-ES-3X3) \$70 ea.
Part: POS124065. : K0108
QTY

4"Wx4"H Elbow Pad (ARMS-ES-4X4) \$70 ea.
Part: POS124067. : K0108
QTY

23.8. Stealth Foot Boxes

Stealth Small Foot Boxes, 5"Wx8"Dx7"H \$625
(SPLE107) (pair)
Part: INDPART2786.

Stealth Large Foot Boxes, 7"Wx12"Dx11"H \$625
(SPLE109) (pair)
Part: INDPART2788.

Stealth Medium Foot Boxes, 6"Wx10"Dx9"H \$625
(SPLE108) (pair)
Part: INDPART2787.

Positioning components section continued on following page.

23. POSITIONING COMPONENTS CONTINUED

23.9. Stealth Padded Shoe Holder

Stealth Small Padded Shoe Holder 3.75"Wx6.25"D..... \$220
 (SPLE111) (pair)
 Part: INDPART2783.

Stealth X-Large Padded Shoe Holder, 5"Wx10.75"D..... \$220
 (SPLE114) (pair)
 Part: INDPART2785.

Stealth Medium Padded Shoe Holder, 4"Wx8.25"D..... \$220
 (SPLE112) (pair)
 Part: INDPART2784.

24. ALTERNATIVE CONTROLS AND ELECTRONICS

Optional. Select a type of specialty controls below. More options are available on the [Alternative Controls and Electronics order form](#).

24.1. Enhanced Display

Q-Logic 3 Enhanced Display Kit..... \$2,045
 Part: CTL167726

Select a color option below. Includes enhanced display, flexible gooseneck and mounting bracket. Features: 3.5" LCD display; up to 5 profiles to control drive, seat, and auxiliary functions; Bluetooth connectivity for mobile devices and mouse emulation; integrated single switch scanner; IR controls.



Enhanced Display

Q-Logic 3 Enhanced Display Shroud

Required with Q-Logic 3 Enhanced Display selection above. Reference colors shown on page 2.

Red Corvette
 Part: DGN137729-PRD1

Grey Street
 Part: DGN137729-PSL3

Pretty in Pink
 Part: DGN137729-PPK3

Electric Blue
 Part: DGN137729-PBU9

Green Machine
 Part: DGN137729-PGN11

Back in Black
 Part: DGN137729-PBK1

White Satin
 Part: DGN137729-PWH2

Evolution Orange
 Part: DGN137729-POR7

Lemon Crush
 Part: DGN137729-PYL4

Military Green
 Part: DGN137729-PGN8

Night Train
 Part: DGN137729-PBK3

Deep Purple
 Part: DGN137729-PPR5

Midnight Blue
 Part: DGN137729-PBU10

24.2. Q-Logic SCIM Module

Optional.

SCIM Module for Q-Logic 3 \$850
 Part: CTL168055

Allows use of joystick display for specialty devices. Available with Q-Logic 3 EX Joystick selection above. Up to 5 profiles to control drive, seat, and auxiliary functions, excluding sip-n-puff and single switch functions. A switch is required to operate the input device attached to the SCIM module.



SCIM Module

24.3. Q-Logic 3 SAJ

Q-Logic 3 EX SAJ..... \$850
 Part: CTL143980

Must be used in conjunction with Enhanced Display or Q-Logic 3 Joystick.



EX SAJ

24.4. Head Array

Adult, i-Drive Tri-Array Series, 3-Switch \$5,855
 Head Array (IDHBT200-1)
 Part: ST-IDHBT200-1-Q.

Features bluetooth, head support, 3 non-proportional proximity sensors for drive control, an egg switch for reset mode change, and i-Drive smart box.

Adult, i-Drive Pro Series Head Array \$5,855
 (IDHBT300-1)
 Part: ST-IDHBT300-1-Q.

Features bluetooth, head support with occipital pad and 2 swing-away spot pads for left and right side, 3 non-proportional proximity sensors, an egg switch for reset mode change, and i-Drive smart box.



Adult Pro-Series

24.5. Sip and Puff Drive

1. Module

2. Straw and Mount

The straw and mount do not include electrical components to operate the Sip&Puff with a head array. This component requires the selection of a Q-Logic Sip&Puff module or additional module from Stealth Products for operation.

Stealth Sip and Puff for Comfort Series, \$410
 Left Mount(SP625-CL)
 Part: ST-SP625-CL-Q.

Includes straw and mounting hardware. Use with Stealth Comfort Plus headrests.

Stealth Sip and Puff for Stealth i-Drive, \$410
 Head Array (SP625-U)
 Part: ST-SP625-U-Q.

Includes straw and mounting hardware. Use with Stealth i-Drive Head Arrays.

Stealth Sip and Puff for Comfort Series, \$410
 Right Mount (SP622-CR)
 Part: ST-SP625-CR-Q.

Includes straw and mounting hardware. Use with Stealth Comfort Plus headrests.



Sip & Puff Module



Stealth Sip & Puff

Specialty controls section continued on following page.

24. ALTERNATIVE CONTROLS AND ELECTRONICS CONTINUED

24.6. Egg Switches

- Red Egg Switch (ESRED)..... \$100
Part: SWTMCR01077
- Blue Egg Switch (ESBLU) \$100
Part: SWTMCR01079
- Black Egg Switch (ESBLK)..... \$100
Part: SWTMCR01081

- Green Egg Switch (ESGRN) \$100
Part: SWTMCR01078
- Yellow Egg Switch (ESYEL) \$100
Part: SWTMCR01080



24.7. Switch Adapter

- 2 to 1 Switch Adapter \$135
Part: DWR1361H037
Connects 2 single switches to a stereo jack to act as a dual switch.

24.8. Environmental Controls

- Q-Logic 3 ECU Module Kit \$1,780
Part: CTL168057

25. TRU-BALANCE 3 MULTIPLIER HARNESS

REQUIRED. Multiple controllers or power accessories may require an additional multiplier harness or special order. Reference the chart below to determine the appropriate selection. The rows refer to the total amount of arm mounted devices and the columns refer to the total amount of back mounted devices. The online order configurator will automatically make this selection under specialty controls.

- Secondary Multiplier (SM)..... \$250
Part: XRF000107

Arm Mounts	Joystick (Hand Control)	1 Arm	2 Arm	3 Arm	4+ Arm	
	Enhanced Display	0 Back	NA	SM	SM	SOF
	iAccess	1 Back	NA	SM	SM	SOF
	USB Charger	2 Back	SM	SM	SM	SOF
	SAJ	3+ Back	SOF	SOF	SOF	SOF

Power Positioning Chart

Back Mounts	Attendant Control	1 Arm	2 Arm	3 Arm	4+ Arm	
	SCIM	0 Back	NA	SM	SOF	SOF
	Sip n Puff	1 Back	NA	SM	SOF	SOF
	ECU	2 Back	SM	SM	SOF	SOF
		3+ Back	SOF	SOF	SOF	SOF

Static Seat Chart

NA No additional Multiplier
SM Secondary Multiplier
SOF Special Order Required

Q-Logic 3 Multiplier Charts