



Pride Mobility Products Co.

5096 South Service Rd, Beamsville, ON, L0R 1B3

Phone: 888-570-1113 | Fax: 866-514-1303 | Email: productorders@pridemobility.com

Q6 Edge® 3 Order Form with TRU-Balance® Flex Seating

Account Number: _____ Date: _____

Provider Name: _____

Contact: _____

Phone: _____ Fax: _____

Email: _____

PO Number: _____

Marked for: _____

Ship to Address: _____

City: _____ Prov: _____ PC: _____



TRU-Balance® 3 Power Lift Seating Shown

INTRODUCTION

This form is interactive when viewed with [Adobe Acrobat Reader](#). Complete the form by placing checks in the desired boxes and provide information in the interactive fields. Buttons shown at the bottom of the form may be utilized to print or submit the order form through a desktop email application. To email via a web-based application, please 'Save As' and attach the PDF to your email.

This order form contains a large variety of options to fulfill various patient needs. Descriptions and section notes, such as optional or required, are included to help you complete your order. Other part numbers can be found on the quote acknowledgment after this order form is submitted. Please contact Quantum® Sales at 888-570-1113 if assistance is needed. Send the completed order form by fax (866-514-1303) or email (productorders@pridemobility.com). Incomplete forms may delay the quote or order. Customer service will contact you if the order is incomplete or if there are compatibility issues. If special order requests are needed, be sure that the Patient Information section is completed

All prices are MSRP. Prices, specifications, part numbers, and availability are subject to change without notice. Prices and part numbers as shown are only available when configured as a complete power chair. Please contact technical service for accurate parts ordering.

Thank you for choosing Quantum!

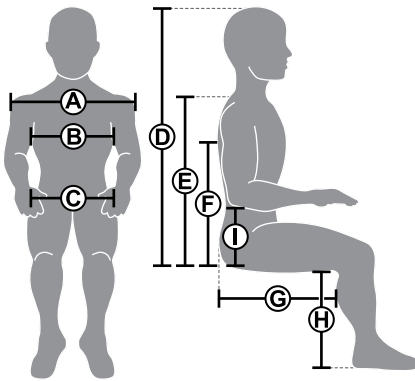
PATIENT INFORMATION

Weight: _____ Height: _____

A. Shoulder Width: _____ D. Max Sitting Height: _____ G. Thigh Depth: _____

B. Chest Width: _____ E. Shoulder Height: _____ H. Lower Leg Length: _____

C. Hip Width: _____ F. Axilla Height: _____ I. Elbow Height: _____



1. BASE MODEL

REQUIRED. Select a group 3 power base. 300 lb. weight capacity with standard 6 mph programmable motors and 8 amp off board charger. XLR USB charger is included. Dimensions of base without legrests: 24"Wx35.5"L

Quantum Q6 Edge 3 3S-SS\$8,450
Part: Q6 EDGE 3. ADP: WP0001575 (ADULT), WP0001576 (PEDIATRIC)

2. DRIVE MOTORS








REQUIRED.

- | | |
|---|---|
| 6 mph 2 Pole Drive Motors..... Standard Part: MOT147433 | 7 mph, 4 Pole Drive Motors..... \$700 Part: MOT1902455 Requires Q-Logic 3 electronics. |
| 6 mph, 2 Pole, Accu-Trac Motor Technology..... \$995 Part: MOT147881. Requires Q-Logic 3 electronics. Delivers enhanced traction and tracking, especially with switched drive controls. | 7 mph, 4 Pole, Accu-Trac Motor Technology..... \$1,695 Part: MOT2008501 Requires Q-Logic 3 electronics. Delivers enhanced traction and tracking, especially with switched drive controls. |

3. BASE COLOR

REQUIRED. Select one shroud color. Colors shown here may differ from actual product depending on monitor/printer calibration used.

3.1a. Standard Shrouds

- | | | |
|--|---|---|
|  Red Corvette Part: DGN1900199-PRD1 |  Raspberry Beret Part: DGN1900199-PPK4 |  Blue Jean Part: DGN1900199-PBU11 |
|  Back in Black Part: DGN1900199-PBK1 |  Pretty in Pink Part: DGN1900199-PPK3 |  Lemon Crush Part: DGN1900199-PYL4 |
|  Night Train Part: DGN1900199-PBK3 |  Evolution Orange Part: DGN1900199-POR7 |  Green Machine Part: DGN1900199-PGN11 |
|  Grey Street Part: DGN1900199-PSL3 |  Midnight Blue Part: DGN1900199-PBU10 |  Military Green Part: DGN1900199-PGN8 |
|  Deep Purple Part: DGN1900199-PPR5 |  Electric Blue Part: DGN1900199-PBU9 | |

3.1b. Hydrographic Shrouds

- | | | |
|---|---|--|
| <input type="checkbox"/>  Military Digital Camo \$325 Part: DGN1801101-WCM7 | <input type="checkbox"/>  Faded Glory \$325 Part: DGN1801101-WFL2 | <input type="checkbox"/>  Carbon Fiber \$325 Part: DGN1801101-WCB1 |
|---|---|--|

4. BASE MOUNTED LIGHTS

Optional. Select one option. Seat Mounted, LED, Full Light Package option can be found later on this form.

- | | |
|--|--|
| Switch Fender Lights..... No Charge Part: DGN154117 Fender lights operate by pressing included single switch button. Fender lighting is not available with Single Actuator Control through Toggle Box. | Base Mounted, LED, Full Light Package \$770 Part: XRF000129 Requires Q-Logic 3 EX Joystick for Full Lights or Q-Logic 3e Joystick. |
|--|--|

5. QUANTUM BACKUP CAMERA

Optional. The backup camera may interfere with armrest mounted accessories such as media device holder.

- Quantum Backup Camera \$475
Part: MEC1910365

1. Optional Mounting Bracket

- Backup Camera Headrest Bracket..... \$30
Part: MEC1910373
Works with .5" x .5" vertical supports only.



6. DRIVE WHEELS

REQUIRED. Select a type of drive wheels and accent color. Knobby tires increase overall base width by 1.5".

6.1. Drive Wheels

- | | |
|---|---|
| 3"x14" Flat Free Black Tires Standard Part: PTOINDV3525 (pair) | 3"x14" Pneumatic Black Tires No Charge Part: WHL1713925 x2 |
| 4"x14" Knobby, Flat Free Black Tires \$120 Part: WHL2006647 x2 | 4"x14" Knobby, Pneumatic Black Tires \$120 Part: WHL2006822 x2 |

6.2. Drive Wheel Accent Color

Not available with knobby tires.

- | | | |
|---|---|--|
| Back in Black.....Standard Part: DGN164245-PBK1 x2 | Raspberry Beret.....No Charge Part: DGN164245-PPK4 x2 | Blue Jean No Charge Part: DGN164245-PBU11 x2 |
| Red Corvette.....No Charge Part: DGN164245-PRD1 x2 | Pretty in Pink.....No Charge Part: DGN164245-PPK3 x2 | Lemon Crush.....No Charge Part: DGN164245-PYL4 x2 |
| Night Train.....No Charge Part: DGN164245-PBK3 x2 | Evolution Orange.....No Charge Part: DGN164245-POR7 x2 | Green Machine No Charge Part: DGN164245-PGN11 x2 |
| Grey Street.....No Charge Part: DGN164245-PSL3 x2 | Midnight Blue No Charge Part: DGN164245-PBU10 x2 | Military Green No Charge Part: DGN164245-PGN8 x2 |
| Deep Purple.....No Charge Part: DGN164245-PPR5 x2 | Electric Blue No Charge Part: DGN164245-PBU9 x2 | Military Digital Camo..... \$50 ea. Part: DGN164245-WCM7 x2 |

Drive wheels section continued on following page.

6. DRIVE WHEELS CONTINUED

- Faded Glory \$50 ea.
Part: DGN164245-WFL2 x2
- Carbon Fiber \$50 ea.
Part: DGN164245-WCB1 x2

7. BATTERIES

Optional. The powerchair requires 2 batteries and will be installed if ordered.

- NF-22, Gel Cell, Interceptor Battery..... \$300 ea.
Part: BAT1704613.
- NF-22, Gel Cell, MK Battery \$400 ea.
Part: BATGEL1008.

8. PATIENT'S WEIGHT

REQUIRED. The patient's weight is required to quote and order the power chair.

- Up to 200 lb User Weight
Part: PTOINDV3837
- 201 lb-300 lb User Weight
Part: PTOINDV3838

9. ELECTRONICS

REQUIRED. Select a type of drive control from the following sections.

9.1a. Non-Expandable Controls

Select a joystick below or omit selection if another controller type is desired. Non-expandable does not allow supplementary drive controllers.

- NE 4-Key Joystick.....Standard
Part: CTLDC1554
- NE+ 8-Key Joystick (2 Actuators) No Charge
Part: CTLDC1561
Control up to 2 actuators through joystick and only Seat Mounted, LED, full light package.
- NE+ 6-Key Joystick..... No Charge
Part: CTLDC1560
- No Joystick, Setup for NE+ Joystick No Charge
Part: XRF000009



9.1b. Expandable Controls - Quantum Intelligent Systems™

Select expandable controls or omit selection if another controller type is desired.

Q-Logic 3 Joystick

- Q-Logic 3 EX Joystick\$900
Part: CTL167724
- Q-Logic 3 EX Joystick for Full Lights\$900
Part: CTL167725
- Q-Logic 3e Joystick \$620
Part: CTL1910600
Can operate full light package. Not available with alternative or specialty controls.
- No Joystick, Setup for Q-Logic
Part: XRF000010



9.2. Q-Logic 3 EX Joystick Armor

REQUIRED with Q-Logic 3 EX Joystick selections above. Not available with Q-Logic 3e Joystick. Reference colors shown on page 2. *Night train joystick armor will be the black, soft touch.

- | | | |
|---|--|---|
| Black, Soft Touch No Charge Part: DGN124307 Also matches Night Train shrouds. | Non-matching Armor No Charge Part: PTOINDV3422 Select color below. | Match Armor to Base Color Standard Part: PTOINDV3421 |
| Red Corvette Part: DGN124336-PRD1 | Deep Purple Part: DGN124336-PPR5 | Midnight Blue Part: DGN124336-PBU10 |
| Back in Black Part: DGN124336-PBK1 | Raspberry Beret Part: DGN124336-PPK4 | Electric Blue Part: DGN124336-PBU9 |
| Night Train* See Black, Soft Touch | Pretty in Pink Part: DGN124336-PPK3 | Blue Jean Part: DGN124336-PBU11 |
| Grey Street Part: DGN124336-PSL3 | Evolution Orange Part: DGN124336-POR7 | Lemon Crush Part: DGN124336-PYL4 |
| | | Green Machine Part: DGN124336-PGN11 |
| | | Military Green Part: DGN124336-PGN8 |
| | | Military Digital Camo Part: DGN124336-WCM7 |
| | | Faded Glory Part: DGN124336-WFL2 |
| | | Carbon Fiber Part: DGN124336-WCB1 |

10. JOYSTICK HANDLES

Optional. The NE/NE Plus Joysticks are standard with a carrot handle (See A in image). The optional handle will be mounted to the joystick and the standard handle will be shipped with the unit.

- Mushroom Handle (B) \$120
Part: ACCASMB1860.
- Chin Cup (C) \$85
Part: ACCASMB186190
- T-Bar (D) \$160
Part: ACCASMB1858.
- Medium Ball Handle (E) \$70
Part: ACCASMB1859.
- Soft Ball Handle (F) \$120
Part: ACCASMB1856.

- Extended I-Handle (G) \$140
Part: ACCASMB1857.
- Bodypoint 3" Goal Post Handle \$180
Part: PLSKNCP1057.
- Bodypoint 4" Goal Post Handle \$180
Part: PLSKNCP1058.




11. JOYSTICK MOUNTING BRACKETS

Optional. Select a mount to be used with a joystick selected in previous section.

11.1a. Fixed, In-line Joystick Bracket

- Fixed, In-line, Bracket Standard
Part: Various




11.1b. Swing-Away (Retractable) Joystick Bracket

Allows the joystick to retract to the side of the armrest while maintaining the same joystick orientation.

- Adjustable Swing-away \$265
Part: Various.
As pictured to the right "Swing Away Joystick"
- Basic Swing-away \$265
Part: Various.
Magnetic latching mechanism.
Stealth Height Adjustable Receiver recommended.

- Offset Swing-away \$265
Part: Various.
Magnetic latching mechanism.
As pictured to the right "Swing Away Joystick Offset Mount (Right)"

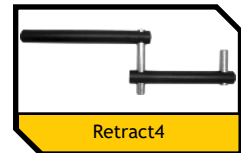


11.1c. Specialty Joystick Mounts

Select a bracket and side to mount it.

- Retract4 Mount \$450
Part: XRF000003.
Full 180° of movement that translates into multi-position use, straight, right offset, left offset, or fold away. Joystick orientation varies as bracket is adjusted.
- Multi-Axis Mount \$100
Part: XRF000004
Allows height adjustment of joystick.

- Stealth Swing-Away/Flip Down Bracket \$300
Part: XRF000005.
Allows the joystick to pivot to side of armrest, or flip-down if bracket is adjusted.



11.2. Joystick Mount Location

- Left Side Mount
Part: PTOINDV1225
- Right Side Mount
Part: PTOINDV1226

12. TRU-BALANCE FLEX SEATING SYSTEM

Select one option from each section. Seat width and depth can be adjusted in 1" increments from 15"W-22"W and 16"D-20"D. Maximum seat size 22"W x 20"D.

12.1. TRU-Balance Flex Frame Selection

- TRU-Balance Flex Seating System \$650
Part: PTOINDV3853

12.2. TRU-Balance Flex Seat Dimension - Width

Maximum seat width is 22". Part number is SETWDTH plus number following # below.

| | | | | | | | |
|------------------|------------------|------------------|------------------|------------------|------------------|------------------|------------------|
| 15" W (#1005) | 16" W (#1006) | 17" W (#1007) | 18" W (#1008) | 19" W (#1009) | 20" W (#1010) | 21" W (#1011) | 22" W (#1012) |
|------------------|------------------|------------------|------------------|------------------|------------------|------------------|------------------|

12.3. TRU-Balance Flex Seat Dimension - Depth

Maximum seat depth is 20". Part number is SETDPTH plus number following # below.

| | | | | | |
|------------------|------------------|------------------|------------------|------------------|------------------|
| 15" D (#1005) | 16" D (#1006) | 17" D (#1007) | 18" D (#1008) | 19" D (#1009) | 20" D (#1010) |
|------------------|------------------|------------------|------------------|------------------|------------------|

12.4. TRU-Balance Flex Seat to Floor

- 16.5" at front and rear
Part: PTOINDV3459
- 17.5" at front with 2° posterior angle
Part: PTOINDV3460
- 18.25" at front with 4° posterior angle
Part: PTOINDV3805

TRU-Balance Flex Seating System section continued on following pages.

12. TRU-BALANCE FLEX SEATING SYSTEM CONTINUED


12.5 Matching Seat Cushion

Optional. Specific cushion/component sizes available, part numbers, weight capacities, MSRP, HCPCS code, and special order cushions can be found on the respective complete [Stealth Cushion Order Forms](#). This section allows a quick selection of a single cushion that matches the seat pan width and depth. See specific order form for non-matching sizes, alternate covers and liners, or additional covers and liners.

Stealth Simplicity G Cushion

General use cushion with Stealth Tek 2, 2-way stretch, breathable cover.
Part series: *ST-SIMGXXYY*


Simplicity G, Matching Seat Size
Part: XRF000111



Stealth TRU-Comfort 2 SPP Cushion

Skin protection and positioning with Coolcore, 4-way stretch, breathable cover.
Part series: *ST-TC2SPPXXYY*

TRU-Comfort 2 SPP, Matching Seat Size
Part: XRF000116



Stealth Spectrum Foam SPP Cushion

Skin protection and positioning with Coolcore, 4-way stretch, breathable cover. Includes urethane liner.
Part series: *ST-SPCFSPXXYY*

Spectrum Foam SPP, Matching Seat Size
Part: XRF000112



Stealth Spectrum Gel SPP Cushion

Skin protection and positioning with Coolcore, 4-way stretch, breathable cover. Includes urethane liner.
Part series: *ST-SPCGSPXXYY*


Spectrum Gel SPP, Matching Seat Size
Part: XRF000117



Stealth Solution SPP Cushion

Skin protection and positioning with Coolcore, 4-way stretch, breathable cover. Includes urethane liner.
Part series: *ST-SOLSPPXXYY*

Solution SPP, Matching Seat Size
Part: XRF000113



Stealth Essence SPP Cushion

Skin protection and positioning with Coolcore, 4-way stretch, breathable cover.
Part series: *ST-ESSSPPXXYY*


Essence SPP, No Wedge, Matching Seat Size
Part: XRF000118

Essence SPP, Small Wedge, Matching Seat Size
Part: XRF000119

Essence SPP, Medium Wedge, Matching Seat Size
Part: XRF000120

Essence SPP, Large Wedge, Matching Seat Size
Part: XRF000121


Essence Plus SPP, Large Wedge, Matching Seat Size
Part: XRF000121



Stealth Glacial SP Cushion

Skin protection with Coolcore, 4-way stretch, breathable cover.
Part series: *ST-GLSPXXYY*

Glacial SP, Matching Seat Size
Part: XRF000114



Stealth Zen SP Cushion

Skin protection with Coolcore, 4-way stretch, breathable cover.
Part series: *ST-ZENSPXXYY*

Zen SP, Matching Seat Size
Part: XRF000115



Stealth Premiere P Cushion

Positioning with Coolcore, 4-way stretch, breathable cover.
Part series: *ST-PREMPXXYY*

Premiere P, Matching Seat Size
Part: XRF000122



12.6. TRU-Balance Flex Back Cane Selection

- Angle Adjustable Back Cane\$195
Part: MEC140266
- Flip Forward Back Cane\$195
Part: MEC140272
Not available with oxygen holder, or cane mounted and cantilever armrests.
- 2" Mesomorph (1" per side) Back Cane \$205
Part: MEC1804736

- 4" Mesomorph (2" per side) Back Cane..... \$205
Part: MEC1804739
- 2" Endomorph (1" per side) Back Cane \$205
Part: MEC141455
- 4" Endomorph (2" per side) Back Cane..... \$205
Part: MEC141456
- 24"H Flip Forward Flex Cane Standard

12.7. TRU-Balance Flex Back Cane Height Selection

16" and 17" back canes are not available with a Synergy Back and cane mounted, flip up armrests.

- | | | | |
|--------------------------------------|--------------------------------------|--------------------------------------|--------------------------------------|
| 14" High Canes Part: FRMASMB15832 | 17" High Canes Part: FRMASMB15835 | 20" High Canes Part: FRMASMB15838 | 23" High Canes Part: FRMASMB15841 |
| 15" High Canes Part: FRMASMB15833 | 18" High Canes Part: FRMASMB15836 | 21" High Canes Part: FRMASMB15839 | 24" High Canes Part: FRMASMB15842 |
| 16" High Canes Part: FRMASMB15834 | 19" High Canes Part: FRMASMB15837 | 22" High Canes Part: FRMASMB15840 | 25" High Canes Part: FRMASMB15843 |

12.8. TRU-Balance Flex Back Cushion Options

Select one type of back. See the seat back availability chart for stock order back size ranges. Other size backs may be available with special order and extended lead time. Select a back type and overall back height for configured part number.

1. Back Selection

- Synergy Back Cushion..... \$940
Part: See XRef
- Sport Back Cushion No Charge
Part: See XRef
- TRU-Comfort 2, 20" Width or less \$835
Part: See XRef.
- Omit Back..... No Charge
Part: PTOINDV1287

TRU-Balance Flex Seating System section continued on following pages.

12. TRU-BALANCE FLEX SEATING SYSTEM CONTINUED

12.9. Overall Back Height

- 16" Overall Back Height
Part: SETHGHT1029
- 17" Overall Back Height
Part: SETHGHT1030
- 18" Overall Back Height
Part: SETHGHT1031
- 19" Overall Back Height
Part: SETHGHT1032
- 20" Overall Back Height
Part: SETHGHT1033
- 21" Overall Back Height
Part: SETHGHT1034
- 22" Overall Back Height
Part: SETHGHT1035
- 23" Overall Back Height
Part: SETHGHT1036
- 24" Overall Back Height
Part: SETHGHT1037
- 25" Overall Back Height
Part: SETHGHT1038

| | | Back Width | | | | | | | | | | | | |
|----------------|-----|------------|-----|-----|-----|-----|-----|-----|-----|-----|-----|-----|---|---|
| | | 15" | 16" | 17" | 18" | 19" | 20" | 21" | 22" | | | | | |
| Overall Height | 16" | - | P | T | P | T | P | T | P | T | P | T | | |
| | 17" | S | SPT | SPT | SPT | SPT | SPT | SPT | SPT | SPT | SPT | SPT | | |
| | 18" | S | SPT | SPT | SPT | SPT | SPT | SPT | SPT | SPT | SPT | SPT | | |
| | 19" | S | SPT | P | T | SPT | SPT | SPT | SPT | SPT | SPT | SPT | | |
| | 20" | S | SPT | P | T | SPT | SPT | SPT | SPT | SPT | SPT | SPT | | |
| | 21" | S | SPT | SPT | SPT | SPT | SPT | SPT | SPT | SPT | SPT | SPT | | |
| | 22" | S | SPT | SPT | SPT | SPT | SPT | SPT | SPT | SPT | SPT | SPT | | |
| | 23" | S | SPT | SPT | SPT | SPT | SPT | SPT | SPT | SPT | SPT | SPT | | |
| | 24" | S | S | P | S | P | SPT | S | P | SPT | S | P | S | P |
| | 25" | S | S | P | S | P | SPT | S | P | SPT | S | P | S | P |

Synergy Back
 Sport Back
 TRU-Comfort Back

TRU-Balance Flex Seat Back Availability Chart

12.10. TRU-Balance Flex Armrests

Left (L) and right (R) boxes may be checked to configure different size arms within one section arm type.

1a. TRU-Balance Flex Seat, Drop-In Armrests

Includes full length, flat armpads.

- Full Length, Drop-In Armrests..... No Charge
L R Left part: ARM1803253. Right part: ARM156742
- Desk Length, Drop-In Armrests No Charge
L R Left part: ARM1803254. Right part: ARM156743

1b. Flip Back, Cane Mounted Armrests

May interfere with swing-away laterals.

- Full Length, Flip Back Armrests..... No Charge
L R Left part: FRMASMB7038. Right part: FRMASMB7039
- Desk Length, Flip Back Armrests No Charge
L R Left part: FRMASMB7040. Right part: FRMASMB7041

1c. Two-Post, Flip Back, Height Adjustable, Removable Armrests

Not available with a depth less than 16". Required with flip forward back and laptrays.

- Full Length, Two-Post Armrests.....\$145 ea.
L R Left part: XRF000051. Right part: XRF000052. HCPCS: E0973
- Desk Length, Two-Post Armrests\$145 ea.
L R Left part: XRF000053. Right part: XRF000054. HCPCS: E0973

1d. Single Post, Height Adjustable, Removable Armrests

Height adjustment from 11"-17" in half-inch increments.

- Full Length, Single Post Armrests\$145 ea.
L R Left part: ARM2000906. Right part: ARM2000907. HCPCS: E0973
- Desk Length, Single Post Armrests\$145 ea.
L R Left part: ARM2000908. Right part: ARM2000909. HCPCS: E0973

12.11. TRU-Balance Flex Armpads

Waterfall armpads may cause interference with the seat back. Armpads are configured as pairs.

1a. Straight Armpads

- Straight, Full Length Left and Right No Charge
Part: ARM134275
- Straight, Full Length Left, Desk Length Right No Charge
Part: ARM134281
- Straight, Desk Length Left, Full Length Right No Charge
Part: ARM134280
- Straight, Desk Length Left and Right..... No Charge
Part: ARM134254

1b. Waterfall Armpads

- Waterfall, Full Length Left and Right..... No Charge
Part: ARM134285
- Waterfall, Full Length Left, Desk Length Right No Charge
Part: ARM134289
- Waterfall, Desk Length Left, Full Length Right No Charge
Part: ARM134288
- Waterfall, Desk Length Left and Right No Charge
Part: ARM134282

1c. Falcon Gel Armpads

- Falcon Gel, Full Length Left and Right \$300
Part: ARM136438
- Falcon Gel, Full Length Left, Desk Length Right..... \$250
Part: ARM136442
- Falcon Gel, Desk Length Left, Full Length Right..... \$250
Part: ARM136439
- Falcon Gel, Desk Length Left and Right \$200
Part: ARM136437

13. HEADRESTS

Optional. Select a headrest pad and bracket.

13.1a. Headrests, Comfort Plus with Cool Core

1. Headrest Pads

- Stealth 8" Comfort Plus, Cool Core (CP08CCFPM) \$190
Part: ST-CP08CCFPM-Q. E0955
- Stealth 10" Comfort Plus, Cool Core (CP10CCFPM)..... \$190
Part: ST-CP10CCFPM-Q. E0955
- Stealth 14" Comfort Plus, Cool Core (CP14CCFPM) \$190
Part: ST-CP14CCFPM-Q. E0955
- Stealth 6", Comfort Plus, Cool Core (CP06CCFPM) \$190
Part: ST-CP06CCFPM-Q. E0955

2. Headrest Brackets

- Comfort Plus Headrest Mounting Bracket, UniLink.....\$255
Part: ST-UHB2D33200-Q. E1028

Headrest section continued on following page.

13. HEADRESTS CONTINUED

13.1b. Headrests, Comfort Plus and Stealth Contoured

1. Headrest Pads

| | |
|---|--|
| Stealth 8" Comfort Plus (CP450)..... \$190 <i>Part: POS148484. HCPCS: E0955</i> | Stealth 14" Comfort Plus (CP150) \$190 <i>Part: INDPART2327. HCPCS: E0955</i> |
| Stealth 10" Comfort Plus (CP250)..... \$190 <i>Part: SETHEAD1057. HCPCS: E0955</i> | Pediatric Comfort Plus (6"Wx4.5"H) (CPN350)..... \$190 <i>Part: SETHEAD1069. HCPCS: E0955</i> |

2. Headrest Brackets

| |
|---|
| Multi-Axis Removable Headrest Bracket (HMO475P) \$200 <i>Part: HDWASMB1084. HCPCS: E1028</i> |
|---|

14. LAP BELTS

REQUIRED. Select one lap belt below.

| | | | | | |
|---|---|---|---|---|---|
| 38" Lap Belt <i>Part: ACCBELT1006</i> | 50" Lap Belt <i>Part: ACCBELT1000</i> | 60" Lap Belt <i>Part: ACCBELT1002</i> | 70" Lap Belt <i>Part: ACCBELT1003</i> | 80" Lap Belt <i>Part: ACCBELT1004</i> | 90" Lap Belt <i>Part: ACCBELT1001</i> |
|---|---|---|---|---|---|

15. LEGRESTS

Optional. All efforts will be made to accommodate legrest length selection, but minor changes may need to be made to meet shipping guidelines. Some adjustments may be needed upon receipt of the unit. Reference the section's compatibility matrix for legrest interference.

15.1a. Base Mounted Foot Platform

May interfere with seat mounted legrests. Not available with center mount foot platforms.

- Base Mounted Foot Platform No Charge
Part: FRMASMB16077
- Omit base mounted foot platform No Charge
Part: PTOINDV3674
- Bell Shaped, Base Mounted Foot Platform \$235
Part: RIGASMB7120041

15.1b. Basic Center Mount Foot Platform

1. Basic Center Mount Foot Platform Assembly

- Basic Center Mount..... \$200
Part: XRF000323

| Short | Medium | Long |
|------------------------------------|---------|---------|
| 8"-10" | 10"-14" | 14"-20" |
| Basic Center Mount Extension Range | | |

2. Basic Center Mount Extension and Angle Adjustable Footplates

- Short Extension, 5"x9" Footplates
Part: XRF000312. HCPCS: K0040
- Long Extension, 5"x9" Footplates
Part: XRF000314. HCPCS: K0040
- Medium Extension, 5"x9" Footplates
Part: XRF000313. HCPCS: K0040

3. Basic Center Mount Calf Pads

- Small Calf Pads, Basic Center Mount..... \$210
Part: RIG2104369
- Large Calf Pads, Basic Center Mount \$210
Part: RIG2202997
Only available with Long Extension.

4. Basic Center Mount Additional Accessory

- Basic Center Mount Footplate Connector \$55
Part: RIG2104240

15.1c. Center Mount Foot Platform

If power articulating foot platform is selected, be sure power legrest control has been selected in earlier section. Select legrest length in following section.

1. Center Mount Foot Platform Type

- Power Articulating Foot Platform \$3,145
Part: PTOINDV3754. HCPCS: E1012+K0040
- Quick Adjustable Center Mount Foot Platform..... \$265
Part: XRF000311. HCPCS: K0040

2. Extension and Angle Adjustable Footplates

Pediatric extensions are not compatible with Power Articulating Foot Platform.

- Pediatric Extension, 5"x6" Footplates
Part: RIG152577
- Medium Extension, 5"x11" Footplates
Part: RIG150212
- Pediatric Extension, 5"x8" Footplates
Part: RIG152578
- Long Extension, 5"x6" Footplates
Part: RIG151505
- Medium Extension, 5"x6" Footplates
Part: RIG150206
- Long Extension, 5"x8" Footplates
Part: RIG151506
- Medium Extension, 5"x8" Footplates
Part: RIG150203
- Long Extension, 5"x11" Footplates
Part: RIG151508

| Medium | Long |
|---------------------------|---------|
| 11"-17" | 14"-20" |
| Power AFP Extension Range | |

| Pediatric | Medium | Long |
|--|-----------|---------|
| 8.5"-12.5" | 11"-16.5" | 14"-20" |
| Quick Adj Center Mount Extension Range | | |

3a. Center Mount Calf Pads

Calf pads are standard with a power articulating foot platform.

- Small Calf Pads, AFP Only, 6"Wx6"H (pair) Standard
Part: RIGASMB7120018
- Large Calf Pads, AFP Only, 8" taper to 6"Wx8"H (pair) ... No Charge
Part: RIGASMB7120019
- Small Calf Pads, Manually Adjustable Center Mount Only, \$210
6"Wx6"H (pair)
Part: XRF000156
- Large Calf Pads, Manually Adjustable Center Mount Only, \$210
8" taper to 6"Wx8"H (pair)
Part: XRF000157

3b. Center Mount Calf Panel

Calf pads are standard with a power articulating foot platform.

- Small Calf Panel 18"Wx8"H..... \$210
Part: FRMASMB7110012
- Large Calf Panel 24"Wx8"H \$265
Part: RIG123824
Only available on widths of 20" or greater.

4. Center Mount Modular Footplate Extension Components

Optional. Assembly required. May require seating configuration adjustments to avoid front caster interference.

- Width Extension for 8"D Footplates \$55
Part: RIG152517
- 4" Outside Edge (pair) \$55
Part: RIG152510
Only available with 6"D footplates and 8"D footplate extension.
- Width Extension for 11"D Footplates \$55
Part: RIG152518
- 6" Outside Edge (pair) \$55
Part: RIG152516
Available with 8"D and 11"D footplates and 11"D footplate extension.
- 2" Bell-Shaped Length Extension \$55
Part: RIG152519
Not compatible with width extensions. Can be used with 6" outside edge with 11" footplates.

Legrests section continued on following page.

15. LEGRESTS CONTINUED

5. Center Mount Additional Accessories

| | |
|--|---|
| Small Reversed Dartex Calf Pad Cover (pair) \$150 Part: RIG133717 | Small Foam Panel Cover (pair) \$150 Part: ST-CSCP0920-Q |
| Large Reversed Dartex Calf Pad Cover (pair) \$150 Part: RIG133719 | Large Foam Panel Cover (pair) \$150 Part: ST-CSCP0927-Q |
| Small Reversed Dartex Panel Cover (pair) \$150 Part: RIG134673 | Footplate Connector \$55 Part: RIGASMB7120023 |
| Large Reversed Dartex Panel Cover (pair) \$150 Part: RIG134744 | Footplate Riser \$150 Part: XRF000348 Not available with Long Extension. Select legrest length between 2" to 9" at 1" increments. |
| Small Foam Calf Pad Cover (pair) \$150 Part: ST-CSCS0775-Q | |
| Large Foam Calf Pad Cover (pair) \$150 Part: ST-CSCS0985-Q | |

6. Stealth Gel Footplate Covers

| | |
|--|---|
| 5"x8" Tapered Gel Footplate Covers \$275 Part: ST-FPG5008T-Q. HCPCS: K0108 | 5"x8" Tapered Gel Footplate Covers for Width Extension \$275 Part: ST-FPG6508T-Q. HCPCS: K0108 |
| 5"x11" Tapered Gel Footplate Covers \$275 Part: ST-FPG5011T-Q. HCPCS: K0108 | 5"x11" Tapered Gel Footplate Cover for Width Extension \$275 Part: ST-FPG7011T-Q. HCPCS: K0108 |

15.1c. Swing-Away Legrests

Select a legrest upper, a lower extension, and type of footplate. Pair (P), left (L), and right (R) configurations are selected by checking the appropriate boxes.

1. 60°-90° Swing-Away Legrest Uppers

Adjustable in 5° increments.

| | |
|---|--|
| <input type="checkbox"/> P <input type="checkbox"/> L <input type="checkbox"/> R 60°-90° Swing-Away Legrest \$285 Pair part: RIG120062. Left: FRMASMB17558. Right: FRMASMB17559 Not available with 11"-13" extensions. | <input type="checkbox"/> P <input type="checkbox"/> L <input type="checkbox"/> R 60°-90° Swing-Away Legrest, Short \$285 Pair part: RIG136481. Left: RIG132607. Right: RIG132609. For use only with 11"-13" lower extensions. |
|---|--|

2. Lower Extension

| | | | |
|---|---|---|---|
| <input type="checkbox"/> P <input type="checkbox"/> L <input type="checkbox"/> R 11"-13" Length Pair part: XRF000088. Left: XRF000089. Right: XRF000090. N/A with Multi-axis. | <input type="checkbox"/> P <input type="checkbox"/> L <input type="checkbox"/> R 11"-16.5" Length Pair part: XRF000091. Left: XRF000092. Right: XRF000093. N/A with Angle Adjustable. | <input type="checkbox"/> P <input type="checkbox"/> L <input type="checkbox"/> R 13"-16.5" Length Pair part: XRF000094. Left: XRF000095. Right: XRF000096. N/A with Multi-Axis. | <input type="checkbox"/> P <input type="checkbox"/> L <input type="checkbox"/> R 15.5"-19.5" Length Pair part: XRF000097. Left: XRF000098. Right: XRF000099. |
|---|---|---|---|

3a. Extruded Footplate(s)

| | |
|--|---|
| <input type="checkbox"/> P <input type="checkbox"/> L <input type="checkbox"/> R 7.25"Wx6"D Extruded Footplate Standard Part pair: FRMASMB7847. Left: FRMASMB7861 Right: FRMASMB7862 | <input type="checkbox"/> P <input type="checkbox"/> L <input type="checkbox"/> R 8.5"Wx6"D Extruded Footplate Standard Part pair: FRMASMB7848. Left: FRMASMB7863 Right: FRMASMB7864 May cause interference on seat widths less than 18." |
|--|---|

3b. Angle Adjustable Footplate(s) with Heel Loops

¹The 6"x11" footplates may cause interference with seat widths less than 18". ²The 8"x11" footplates may cause interference with seat widths less than 20".

| | |
|--|--|
| <input type="checkbox"/> P <input type="checkbox"/> L <input type="checkbox"/> R 4"Wx6"D \$87.50 ea. Pair part: FRMASMB10564. Left: RIG133537. Right: RIG133560 | <input type="checkbox"/> P <input type="checkbox"/> L <input type="checkbox"/> R 6"Wx8"D ¹ \$87.50 ea. Pair part: FRMASMB10567. Left: RIG133540. Right: RIG133563 |
| <input type="checkbox"/> P <input type="checkbox"/> L <input type="checkbox"/> R 5"Wx6"D \$87.50 ea. Pair part: FRMASMB10565. Left: RIG133538. Right: RIG133561 | <input type="checkbox"/> P <input type="checkbox"/> L <input type="checkbox"/> R 6"Wx11"D ¹ \$87.50 ea. Pair part: FRMASMB10568. Left: RIG133541. Right: RIG133564 |
| <input type="checkbox"/> P <input type="checkbox"/> L <input type="checkbox"/> R 5"Wx8"D \$87.50 ea. Pair part: FRMASMB10566. Left: RIG133539. Right: RIG133562 | <input type="checkbox"/> P <input type="checkbox"/> L <input type="checkbox"/> R 8"Wx11"D ² \$87.50 ea. Pair part: FRMASMB10569. Left: RIG133542. Right: RIG133565 |

3c. Multi-Axis Footplate(s) with Heel Loops

¹The 6"x11" footplates may cause interference with seat widths less than 18". ²The 8"x11" footplates may cause interference with seat widths less than 20".

| | |
|---|---|
| <input type="checkbox"/> P <input type="checkbox"/> L <input type="checkbox"/> R 4"Wx6"D \$260 ea. Pair part: FRMASMB9456. Left: RIG133531. Right: RIG133552 | <input type="checkbox"/> P <input type="checkbox"/> L <input type="checkbox"/> R 6"Wx8"D ¹ \$260 ea. Pair part: FRMASMB9459. Left: RIG133534. Right: RIG133555 |
| <input type="checkbox"/> P <input type="checkbox"/> L <input type="checkbox"/> R 5"Wx6"D \$260 ea. Pair part: FRMASMB9457. Left: RIG133532. Right: RIG133553 | <input type="checkbox"/> P <input type="checkbox"/> L <input type="checkbox"/> R 6"Wx11"D ¹ \$260 ea. Pair part: FRMASMB9460. Left: RIG133535. Right: RIG133558 |
| <input type="checkbox"/> P <input type="checkbox"/> L <input type="checkbox"/> R 5"Wx8"D \$260 ea. Pair part: FRMASMB9458. Left: RIG133533. Right: RIG133554 | <input type="checkbox"/> P <input type="checkbox"/> L <input type="checkbox"/> R 8"Wx11"D ² \$260 ea. Pair part: FRMASMB9461. Left: RIG133536. Right: RIG133559 |

4. Swing-Away Legrest Accessories

| |
|--|
| Gel Neoprene Footrest Sleeve (pair) \$130 Part: INDPART2243. HCPCS: K0108 |
|--|

15.1d. Elevating Legrests

Select a legrest upper, a legrest extension, and type of footplate. Pair (P), left (L), and right (R) configurations are selected by checking the appropriate boxes. Select legrest length in following section.

1. Elevating Legrests Upper

| |
|--|
| <input type="checkbox"/> P <input type="checkbox"/> L <input type="checkbox"/> R Elevating Legrest Assembly \$275 ea. Pair part: FRMASMB6483. Left: RIG138012 |
|--|

Legrests section continued on following page.

15. LEGRESTS CONTINUED

2. Lower Extension

P L R 11"-14" Length
 Pair: FRMASMB4755
 Left: RIG138026
 Right: RIG138030
 For reinforced only

P L R 12"-14.5" Length
 Pair part: XRF000101.
 Left: XRF000102.
 Right: XRF000103.
 For angle adjustable only

P L R 14"-17" Length
 Pair: FRMASMB4756
 Left: RIG138033
 Right: RIG138035
 For reinforced only

P L R 14.5"-18" Length
 Pair part: XRF000104.
 Left: XRF000105.
 Right: XRF000106
 For angle adjustable only

3a. Reinforced Cast Footplate(s)

P L R 7.25"Wx6"D Reinforced Footplate..... Standard
 Pair part: FRMASMB4748. Left: RIG138055. Right: RIG138056

P L R 8.5"Wx6"D Reinforced Footplate Standard
 Pair part: FRMASMB4747. Left: RIG138060. Right: RIG138062
 May cause interference on seat widths less than 18."

3b. Angle Adjustable Footplate(s)

*The 6"x11" footplates may cause interference with seat widths less than 18". *The 8"x11" footplates may cause interference with seat widths less than 20". 4"x6" and 5"x6" footplates are only available in pairs.

P L R 4"Wx6"D \$87.50 ea.
 Pair parts: FRMASMB8812 x2.

P L R 6"Wx8"D¹ Footplates with Heel Loops \$87.50 ea.
 Pair part: FRMASMB4738. Left: RIG137793. Right: RIG137795

P L R 5"Wx6"D..... \$87.50 ea.
 Pair parts: FRMASMB8811 x2.

P L R 6"Wx11"D¹ Footplates with Heel Loops \$87.50 ea.
 Pair part: FRMASMB4741. Left: RIG137796. Right: RIG137797

P L R 5"Wx8"D Footplates with Heel Loops \$87.50 ea.
 Pair part: FRMASMB4735. Left: RIG137791. Right: RIG137792

P L R 8"Wx11"D² Footplates with Heel Loops \$87.50 ea.
 Pair part: FRMASMB4744. Left: RIG137798. Right: RIG137799

15.2. Legrest Accessories

Heel Loops (pair)..... \$35
 Part: FRMASMB7873. HCPCS: E0951
 Standard on angle adjustable and multi axis footplates when noted.

Wheel Bumper..... \$15 ea.
 Part: XRF000100

15.3. Set Legrest Extension Length

REQUIRED with matching left and right legrest configuration. Part number is PTOINDV plus number following # below. All efforts will be made to accommodate legrest length selection, but minor changes may need to be made to meet shipping guidelines. Some adjustments may be needed upon receipt of the unit. Reference the section's compatibility matrix for legrest interference. Non-matching or individual legrest configurations lengths are not set by the manufacturer.

| | | | | | | | | | | |
|-------------------|-------------------|--------------------|--------------------|--------------------|--------------------|--------------------|--------------------|--------------------|--------------------|--------------------|
| 7" L (#3470) | 8.5" L (#3473) | 10" L (#3476) | 11.5" L (#3479) | 13" L (#3482) | 14.5" L (#3485) | 16" L (#3488) | 17.5" L (#3491) | 19" L (#3494) | 20.5" L (#3497) | 22" L (#3669) |
| 7.5" L (#3471) | 9" L (#3474) | 10.5" L (#3477) | 12" L (#3480) | 13.5" L (#3483) | 15" L (#3486) | 16.5" L (#3489) | 18" L (#3492) | 19.5" L (#3495) | 21" L (#3498) | 22.5" L (#3670) |
| 8" L (#3472) | 9.5" L (#3475) | 11" L (#3478) | 12.5" L (#3481) | 14" L (#3484) | 15.5" L (#3487) | 17" L (#3490) | 18.5" L (#3493) | 20" L (#3496) | 21.5" L (#3600) | |

17. SEAT MOUNTED LED LIGHTS

Optional. Requires Q-Logic 3 Joystick for Full Light Package or Q-Logic 3e Joystick.

Seat Mounted, LED, Full Light Package\$770
 Part: XRF000130
 Not available with Base Mounted, LED, Full Light Package.

18. ACCESSORIES

Optional. Multiple accessories can be mounted along the various tracks but some interference may occur. Accessories may need to be installed by the provider.

Flex Seat Cup Holder \$20
 Part: ACCASMB2634
 Not available on TRU-Balance Flex seating without two-post armrests.

Oxygen Holder for Flex Seat\$110
 Part: ACC125006. HCPCS: E2208
 Not available with Manual Recline.

Cane/Crutch Holder \$198
 Flex part: ACC152515. HCPCS: E2207

Flag Holder\$70
 Flex part: ACCASMB2415.

Saddle Bag..... \$15
 Part: DWR1020D010

Quantum Backpack \$200

Part: ACC1905853

Accessory Bar \$95
 Part: XRF000128

Large, Black, Weather Cover \$240
 Part: ACCCOVR1021

VOCSN Vent Tray, Accessory Bar Mounted\$1,000
 Part: ACC2000166
 Accessory bar is required. Credit for bar may be applied.

Privacy Bag.....\$80
 Part: ACC1907570

Transfer Handle \$305
 Part: MEC1809930. HCPCS: E0705

19. PROGRAMMER

Optional.

Q-Logic EX/NE Programmer \$625
 Part: ELEASMB6976