



Pride Mobility Products Co.

5096 South Service Rd, Beamsville, ON, L3J 1V4

Phone: 888-570-1113 | Fax: 866-514-1303 | Email: productorders@pridemobility.com

Q6 Edge® HD Order Form with Contoured Seating

Account Number: _____ Date: _____

Provider Name: _____

Contact: _____

Phone: _____ Fax: _____

Email: _____

PO Number: _____

Marked for: _____

Ship to Address: _____

City: _____ Prov: _____ PC: _____



INTRODUCTION

This form is interactive when viewed with [Adobe Acrobat Reader](#). Complete the form by placing checks in the desired boxes and provide information in the interactive fields. Buttons shown at the bottom of the form may be utilized to print or submit the order form through a desktop email application. To email via a web-based application, please 'Save As' and attach the PDF to your email.

This order form contains a large variety of options to fulfill various patient needs. Descriptions and section notes, such as optional or required, are included to help you complete your order. Other part numbers can be found on the quote acknowledgment after this order form is submitted. Please contact Quantum® Sales at 888-570-1113 if assistance is needed. Send the completed order form by fax (866-514-1303) or email (productorders@pridemobility.com). Incomplete forms may delay the quote or order. Customer service will contact you if the order is incomplete or if there are compatibility issues. If special order requests are needed, be sure that the Patient Information section is completed

All prices are MSRP. Prices, specifications, part numbers, and availability are subject to change without notice. Prices and part numbers as shown are only available when configured as a complete power chair. Please contact technical service for accurate parts ordering.

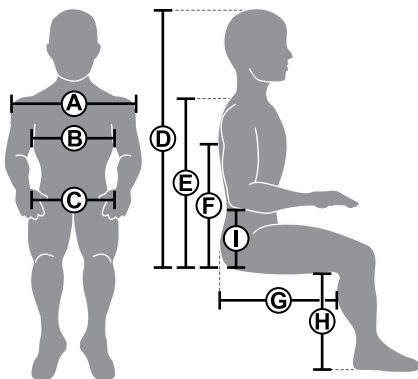
PATIENT INFORMATION

Weight: _____ Height: _____

A. Shoulder Width: _____ D. Max Sitting Height: _____ G. Thigh Depth: _____

B. Chest Width: _____ E. Shoulder Height: _____ H. Lower Leg Length: _____

C. Hip Width: _____ F. Axilla Height: _____ I. Elbow Height: _____



1. BASE MODEL

REQUIRED. Select a group 3 power base. 450 lb. weight capacity with standard 4.7 mph programmable motors, 8 amp off board charger, and unoccupied transit loops. Dimensions of base without legrests: 26"Wx36.75"L.

Quantum Q6 Edge HD \$8,815
Part: Q6 EDGEHD. ADP: WP0001058











2. BASE COLOR

REQUIRED. Select one shroud color. Colors shown here may differ from actual product depending on monitor/printer calibration used.

2.1. Match Colors

Match All Color Options to Selection Below
 Part: N/A. Any subsequent color selections, if available, will be matched to color chosen below when the order is placed. Please note that some color selections, such as joystick armor, may have a MSRP.

2.2. Shroud Color

- | | | | |
|--|---|--|---|
| <input type="checkbox"/>  Red Corvette
Part: DGN169178-PRD1 | <input type="checkbox"/>  Night Train
Part: DGN169178-PBK3 | <input type="checkbox"/>  Deep Purple
Part: DGN169178-PPR5 | <input type="checkbox"/>  Green Machine
Part: DGN169178-PGN11 |
| <input type="checkbox"/>  Electric Blue
Part: DGN169178-PBU9 | <input type="checkbox"/>  Pretty in Pink
Part: DGN169178-PPK3 | <input type="checkbox"/>  Grey Street
Part: DGN169178-PSL3 | <input type="checkbox"/> To Be Determined
Part: N/A |
| <input type="checkbox"/>  Back in Black
Part: DGN169178-PBK1 | <input type="checkbox"/>  Evolution Orange
Part: DGN169178-POR7 | <input type="checkbox"/>  Midnight Blue
Part: DGN169178-PBU1 | |

3. FENDER LIGHTS

Optional. Fender lights operate by pressing included single switch button. Fender lighting is not available with NE 4-Key Joystick or Single Actuator Control through Toggle Box.

Switch Fender Lights.....\$240
 Part: DGN154117

5. BASE MOUNTED FOOT PLATFORM

REQUIRED. Select a foot platform option. May interfere with seat mounted legrests.

- | | |
|--|---|
| <input type="checkbox"/> Base Mounted Foot Platform Standard
Part: FRMASMB16077 | <input type="checkbox"/> Omit base mounted foot platform No Charge
Part: PTOINDV3674 |
| <input type="checkbox"/> Base Mounted, Bell Shaped Foot Platform No Charge
Part: RIGASMB7120041 | |

6. BATTERIES

REQUIRED. The powerchair requires 2 batteries and will be installed if ordered.

- | | |
|---|--|
| <input type="checkbox"/> Group 24, 70 Amp Gel Cell, Interceptor Battery \$400 ea.
Part: BAT1704614. | <input type="checkbox"/> Group 24, 70 Amp Gel Cell, MK Battery\$510 ea.
Part: BATGEL1009. |
| <input type="checkbox"/> No batteries. Provider will assume responsibility of batteries.
Part: Configuration selection | |

7. DRIVE WHEELS

REQUIRED. Select a type of drive wheels and accent color. Knobby tires increase overall base width by 1.5".

7.1. Drive Wheels

- | | |
|---|---|
| <input type="checkbox"/> 3" x 14" Run Flat Tires..... Standard
Part: PTOINDV3510 | Part: WHL121698 x2 |
| <input type="checkbox"/> 3" x 14" Pneumatic Tires..... No Charge
Part: WHL124117 x2 | <input type="checkbox"/> 4" x 14" Pneumatic, Knobby, Extended \$120
Traction Tires
Part: WHL121703 x2 |
| <input type="checkbox"/> 4" x 14" Flat Free, Knobby, Extended \$120
Traction Tires | |

7.2. Drive Wheel Accent Color

Optional. Not available with knobby tires. Sold in Pairs (parts below will be quantity of 2).

- | | | |
|--|---|--|
| <input type="checkbox"/> Match to Base Color
Part: Configuration selection, see specific part below | <input type="checkbox"/> Non-matching Color
Part: Configuration selection, see specific part below | |
| <input type="checkbox"/> Back in Black \$42.50 ea.
Part: DGN164245-PBK1 x2 | <input type="checkbox"/> Pretty in Pink \$42.50 ea.
Part: DGN164245-PPK3 x2 | <input type="checkbox"/> Midnight Blue \$42.50 ea.
Part: DGN164245-PBU10 x2 |
| <input type="checkbox"/> Red Corvette \$42.50 ea.
Part: DGN164245-PRD1 x2 | <input type="checkbox"/> Evolution Orange \$42.50 ea.
Part: DGN164245-POR7 x2 | <input type="checkbox"/> Green Machine \$42.50 ea.
Part: DGN164245-PGN11 x2 |
| <input type="checkbox"/> Electric Blue \$42.50 ea.
Part: DGN164245-PBU9 x2 | <input type="checkbox"/> Deep Purple \$42.50 ea.
Part: DGN164245-PPR5 x2 | <input type="checkbox"/> To Be Determined
Follow-up required. |
| <input type="checkbox"/> Night Train \$42.50 ea.
Part: DGN164245-PBK3 x2 | <input type="checkbox"/> Grey Street \$42.50 ea.
Part: DGN164245-PSL3 x2 | |

8. ELECTRONICS

REQUIRED. Select a type of drive control from the following sections. The No Joystick option is used to omit the joystick and utilize another control, such as a specialty control at the end of this form or found on the [Alternative Controls and Electronics Order Forms](#).

8.1a. Non-Expandable Controls

Select a joystick below or omit selection if another controller type is desired. Non-expandable does not allow supplementary drive controllers.

- NE 4-Key Joystick.....Standard
Part: CTLDC1554
Available with Tilt Only through Toggle.
- No Joystick, Setup for NE+ Joystick
Part: Configuration selection
- NE+ 6-Key Joystick
Part: CTLDC1560
Control up to 2 actuators through Joystick.



8.1b. Expandable Controls - Quantum Intelligent Systems™

Select expandable controls or omit selection if another controller type is desired. Expandable controls allow multiple or specialized controllers.

2. Q-Logic 3 Joystick

- Q-Logic 3 EX Joystick\$900
Part: CTL167724
- Q-Logic 3 EX Joystick for Full Lights\$900
Part: CTL167725
- Q-Logic 3e Joystick\$620
Part: CTL1910600
Can operate full light package. Not available with alternative or specialty controls.
- No Joystick, Setup for Q-Logic
Part: XRF000010
Requires selection of Enhanced Display.



8.2. Q-Logic 3 Joystick Armor

REQUIRED with Q-Logic 3 EX Joystick selections above. Reference colors shown on page 2.

- Black, Soft Touch No Charge
Part: DGN124307
Also matches Night Train shrouds.
- Non-matching Armor No Charge
Part: PTOINDV3422
Select color below.
- Match Armor to Base Color Standard
Part: PTOINDV3421
- Red Corvette
Part: DGN124336-PRD1
- Back in Black
Part: DGN124336-PBK1
- Pretty in Pink
Part: DGN124336-PPK3
- Deep Purple
Part: DGN124336-PPR5
- Midnight Blue
Part: DGN124336-PBU10
- Electric Blue
Part: DGN124336-PBU9
- Night Train
Part: DGN124336-PBK3
- Evolution Orange
Part: DGN124336-POR7
- Grey Street
Part: DGN124336-PSL3
- Green Machine
Part: DGN124336-PGN11

9. JOYSTICK HANDLES

Optional. The NE/NE Plus joysticks are standard with a carrot handle (See A in image). The standard Q-Logic 3 joystick can be seen in the image in section 8.1b. The optional handle will be mounted to the joystick and the standard handle will be shipped with the unit.

- Mushroom Handle (B) \$120
Part: ACCASMB1860.
- Chin Cup (C) \$85
Part: ACCASMB186190
- T-Bar (D) \$160
Part: ACCASMB1858.
- Medium Ball Handle (E) \$70
Part: ACCASMB1859.
- Soft Ball Handle (F) \$120
Part: ACCASMB1856.
- Extended I-Handle (G) \$140
Part: ACCASMB1857.
- Bodypoint 3" Goal Post Handle \$180
Part: PLSKNCP1057.
- Bodypoint 4" Goal Post Handle \$180
Part: PLSKNCP1058.



10. JOYSTICK MOUNTING BRACKETS

Optional. Select a mount to be used with a joystick selected in previous section.

- Omit Joystick Mounting Bracket

10.1a. Fixed, In-line Joystick Bracket

- Fixed, In-line, Bracket Standard
Q-Logic Part: FRMASMB10617. NE/NE+ Part: FRMASMB12744
- Left Side Mount
Part: PTOINDV1225
- Right Side Mount
Part: PTOINDV1226




10.1b. Swing-Away (Retractable) Joystick Bracket

Allows the joystick to retract to the side of the armrest while maintaining the same joystick orientation.

- Swing-away, Q-Logic 3 \$265
Part: ACC1908434. HCPCS: E1028
- Swing-away, NE/NE+ \$265
Part: ACC1908437. HCPCS: E1028

10.1c. Basic Swing Away Joystick Mount

- Basic Swing Away, NE/NE+, Left Side \$265
Part: ACC2201047. HCPCS: E1028
- Basic Swing Away, NE/NE+, Right Side \$265
Part: ACC2201048. HCPCS: E1028
- Basic Swing Away, Q-Logic, Left Side \$265
Part: ACC2201041. HCPCS: E1028
- Basic Swing Away, Q-Logic, Right Side \$265
Part: ACC2201042. HCPCS: E1028



10.1d. Offset Swing Away Joystick Mount

- Offset Swing Away, NE/NE+, Left Side \$265
Part: ACC142747. HCPCS: E1028
- Offset Swing Away, NE/NE+, Right Side \$265
Part: ACC142748. HCPCS: E1028
- Offset Swing Away, Q-Logic, Left Side \$265
Part: ACC142742. HCPCS: E1028
- Offset Swing Away, Q-Logic, Right Side \$265
Part: ACC142743. HCPCS: E1028

10. JOYSTICK MOUNTING BRACKETS CONTINUED

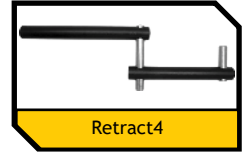
10.1e. Specialty Joystick Mounts

Select a bracket and side to mount it.

Retract4 Mount \$450
 NE/NE+ Part: MEC138876. ADP: WEPM
 Q-Logic Part: MEC138860. ADP: WEPM
 Full 180° of movement that translates into multi-position use, straight, right offset, left offset, or fold away. Joystick orientation varies as bracket is adjusted.

Stealth Swing-Away/Flip Down Bracket \$300
 NE/NE+ Part: ST-TWBM480QL-Q. ADP: WEPM
 Q-Logic Part: ST-TWBM480QL-Q. ADP: WEPM
 SAJ Part: ST-TWBM480CJ-Q. ADP: WEPM
 Allows the joystick to pivot to side of armrest, or flip-down if bracket is adjusted.

Multi-axis Mount \$100
 NE/NE+ Part: ACC142528. ADP: WEPM
 Q-Logic Part: ACC131216. ADP: WEPM
 SAJ Part: ACC142740. ADP: WEPM
 Allows height adjustment of joystick.



Retract4



Multi-Axis Joystick Mount

Specialty Mount Side

Left Side Mount
 Part: PTOINDV1225

Right Side Mount
 Part: PTOINDV1226

11. CONTOURED SEATING

Optional. Select only one seating system. Special order seat sizes can be requested by checking the seat type and writing in the seat size in the special order seat size.

11.1a. Captain Style Seating

1a. Depth Adjustable High Back with Limited Recline

Full length armrests must be selected with a depth adjustable high back.

20"Wx18"-20"D with 60" Lap Belt No Charge
 Part: SETASMB6896

22"Wx20"-22"D with 70" Lap Belt No Charge
 Part: SETASMB6897

1b. High Back with Limited Recline

20"Wx16"D No Charge
 Part: SETASMB2780

20"Wx22"D No Charge
 Part: SETASMB4889

1c. Pinchless Hinge High Back

<input type="checkbox"/> 20"Wx24"D No Charge Part: SETASMB2380	<input type="checkbox"/> 22"Wx22"D No Charge Part: SETASMB2383	<input type="checkbox"/> 24"Wx20"D No Charge Part: SETASMB2387
<input type="checkbox"/> 22"Wx16"D No Charge Part: SETASMB2381	<input type="checkbox"/> 22"Wx24"D No Charge Part: SETASMB2384	<input type="checkbox"/> 24"Wx22"D No Charge Part: SETASMB2388
<input type="checkbox"/> 22"Wx18"D No Charge Part: SETASMB2171	<input type="checkbox"/> 24"Wx16"D No Charge Part: SETASMB2385	<input type="checkbox"/> 24"Wx24"D No Charge Part: SETASMB2389
<input type="checkbox"/> 22"Wx20"D No Charge Part: SETASMB2382	<input type="checkbox"/> 24"Wx18"D No Charge Part: SETASMB2386	

1d. Heavy Duty High Back

Seat includes a lumber cutout, static hinges, and a Synergy Seat frame.

<input type="checkbox"/> 26"Wx18"D \$290 Part: SETASMB4565	<input type="checkbox"/> 26"Wx26"D \$290 Part: SETASMB4569	<input type="checkbox"/> 28"Wx22"D \$290 Part: SETASMB4573
<input type="checkbox"/> 26"Wx20"D \$290 Part: SETASMB4566	<input type="checkbox"/> 26"Wx28"D \$290 Part: SETASMB4570	<input type="checkbox"/> 28"Wx24"D \$290 Part: SETASMB4574
<input type="checkbox"/> 26"Wx22"D \$290 Part: SETASMB4567	<input type="checkbox"/> 28"Wx18"D \$290 Part: SETASMB4571	<input type="checkbox"/> 28"Wx26"D \$290 Part: SETASMB4575
<input type="checkbox"/> 26"Wx24"D \$290 Part: SETASMB4568	<input type="checkbox"/> 28"Wx20"D \$290 Part: SETASMB4572	<input type="checkbox"/> 28"Wx28"D \$290 Part: SETASMB4576

11.1b. Contoured Seat with Solid Seat Pan

1a. High Back with Limited Recline and Solid Seat Pan

20"Wx16"D No Charge
 Part: SETASMB3183

20"Wx20"D No Charge
 Part: SETASMB3185

20"Wx18"D No Charge
 Part: SETASMB3184

20"Wx22"D No Charge
 Part: SETASMB5008

1b. Pinchless Hinge High Back with Solid Seat Pan

<input type="checkbox"/> 20"Wx24"D No Charge Part: SETASMB2982	<input type="checkbox"/> 22"Wx22"D No Charge Part: SETASMB2986	<input type="checkbox"/> 24"Wx20"D No Charge Part: SETASMB2990
<input type="checkbox"/> 22"Wx16"D No Charge Part: SETASMB2983	<input type="checkbox"/> 22"Wx24"D No Charge Part: SETASMB2987	<input type="checkbox"/> 24"Wx22"D No Charge Part: SETASMB2991
<input type="checkbox"/> 22"Wx18"D No Charge Part: SETASMB2984	<input type="checkbox"/> 24"Wx16"D No Charge Part: SETASMB2988	<input type="checkbox"/> 24"Wx24"D No Charge Part: SETASMB2992
<input type="checkbox"/> 22"Wx20"D No Charge Part: SETASMB2985	<input type="checkbox"/> 24"Wx18"D No Charge Part: SETASMB2989	

Contoured seating section continued on following page.

11. CONTOURED SEATING CONTINUED

1c. Heavy Duty High Back with Solid Seat Pan

Seat includes a lumbar cutout, static hinges, and a Synergy Seat frame.

- | | | |
|---|---|---|
| <input type="checkbox"/> 26"Wx18"D \$1,315
Part: SETASMB5478 | <input type="checkbox"/> 26"Wx26"D \$1,315
Part: SETASMB5482 | <input type="checkbox"/> 28"Wx22"D \$1,315
Part: SETASMB8486 |
| <input type="checkbox"/> 26"Wx20"D \$1,315
Part: SETASMB5479 | <input type="checkbox"/> 26"Wx28"D \$1,315
Part: SETASMB5483 | <input type="checkbox"/> 28"Wx24"D \$1,315
Part: SETASMB5487 |
| <input type="checkbox"/> 26"Wx22"D \$1,315
Part: SETASMB5480 | <input type="checkbox"/> 28"Wx18"D \$1,315
Part: SETASMB8484 | <input type="checkbox"/> 28"Wx26"D \$1,315
Part: SETASMB5488 |
| <input type="checkbox"/> 26"Wx24"D \$1,315
Part: SETASMB5481 | <input type="checkbox"/> 28"Wx20"D \$1,315
Part: SETASMB8485 | <input type="checkbox"/> 28"Wx28"D \$1,315
Part: SETASMB5489 |

11.1c. Special Order Contoured Seat

Complete information below. Contact inside sales specialist for pricing.

Type of Seat: _____ Width: _____ Depth: _____

11.2. Seat to Floor Height

- | | | |
|--|--|--|
| <input type="checkbox"/> Lowest Seat to Floor
Part: PTOINDV3558 | <input type="checkbox"/> Middle Seat to Floor
Part: PTOINDV3559 | <input type="checkbox"/> High Seat to Floor
Part: PTOINDV3560 |
|--|--|--|

14. LAP BELTS

REQUIRED except with select contoured seats with included lap belt. Select one lap belt below.

14.1a. Standard Lap Belts

- | | | | | | |
|--|--|--|--|--|--|
| <input type="checkbox"/> 38" Lap Belt
Part: ACCBELT1006 | <input type="checkbox"/> 50" Lap Belt
Part: ACCBELT1000 | <input type="checkbox"/> 60" Lap Belt
Part: ACCBELT1002 | <input type="checkbox"/> 70" Lap Belt
Part: ACCBELT1003 | <input type="checkbox"/> 80" Lap Belt
Part: ACCBELT1004 | <input type="checkbox"/> 90" Lap Belt
Part: ACCBELT1001 |
|--|--|--|--|--|--|

16. LEGRESTS

Optional. All efforts will be made to accommodate legrest length selection, but minor changes may need to be made to meet shipping guidelines. Some adjustments may be needed upon receipt of the unit. Reference the section's compatibility matrix for legrest interference.

16.1. Heavy Duty, Elevating Legrests

Select a legrest with extension and type of footplate. Pair (P), left (L), and right (R) configurations are selected by checking the appropriate boxes.

1. Heavy Duty, Elevating Legrest Selection

- | |
|---|
| <input type="checkbox"/> <input type="checkbox"/> <input type="checkbox"/> Heavy Duty, Elevating Legrest(s) with Calf Pad(s) \$222.50 ea.
P L R Pair part: FRMASMB6702. Left: FRMASMB8444. Right: FRMASMB8445. |
|---|

2. Lower Extension

- | | |
|--|--|
| <input type="checkbox"/> <input type="checkbox"/> <input type="checkbox"/> 11"-14" Length
P L R Part: FRMASMB4755. Left: RIG138026. Right: RIG138030
For reinforced footplates only. | <input type="checkbox"/> <input type="checkbox"/> <input type="checkbox"/> 14"-17" Length
P L R Part: FRMASMB4756. Left: RIG138033. Right: RIG138035
For reinforced footplates only. |
| <input type="checkbox"/> <input type="checkbox"/> <input type="checkbox"/> 12"-14.5" Length
P L R Part: FRMASMB4752. Left: FRMASMB5391. Right: FRMASMB4723
For angle adjustable footplates only. | <input type="checkbox"/> <input type="checkbox"/> <input type="checkbox"/> 14.5"-18" Length
P L R Part: FRMASMB4753. Left: FRMASMB4724. Right: FRMASMB5392
For angle adjustable footplates only. |

3. Reinforced Footplates(s)

- | | |
|---|--|
| <input type="checkbox"/> <input type="checkbox"/> <input type="checkbox"/> 7.25"Wx6"D Extruded Footplate Standard
P L R Part pair: FRMASMB4748. Left: RIG138055.
Right: RIG138056 | <input type="checkbox"/> <input type="checkbox"/> <input type="checkbox"/> 8.5"Wx6"D Extruded Footplate Standard
P L R Part pair: FRMASMB4747. Left: RIG138060.
Right: RIG138062 |
|---|--|

4. Angle Adjustable Footplates(s) with Heel Loops

- | | |
|---|---|
| <input type="checkbox"/> <input type="checkbox"/> <input type="checkbox"/> 6"Wx8"D \$87.50 ea.
P L R Pair part: FRMASMB4738. Left: RIG137793. Right: RIG137795. | <input type="checkbox"/> <input type="checkbox"/> <input type="checkbox"/> 8"Wx11"D \$87.50 ea.
P L R Pair part: FRMASMB4744. Left: RIG137798. Right: RIG137799. |
| <input type="checkbox"/> <input type="checkbox"/> <input type="checkbox"/> 6"Wx11"D \$87.50 ea.
P L R Pair part: FRMASMB4741. Left: RIG137796. Right: RIG137797. | May cause interference with seat widths less than 20" |

16.3. Heavy Duty, Drop-In, Swing-Away Legrests

Select a legrest with extension and type of footplate. Pair (P), left (L), and right (R) configurations are selected by checking the appropriate boxes.

1. Drop-In Legrest Selection

- | | |
|---|--|
| <input type="checkbox"/> <input type="checkbox"/> <input type="checkbox"/> 70° HD Drop-in with 12"-14.5" No Charge
P L R Length Lower Extension
Pair part: FRMASMB4762. Left: RIG137706. Right: RIG137707 | <input type="checkbox"/> <input type="checkbox"/> <input type="checkbox"/> 70° HD Drop-in with 14.5-18" No Charge
P L R Length Lower Extension
Pair part: FRMASMB4853. Left: RIG137708. Right: RIG137709 |
|---|--|

2. Angle Adjustable Footplate(s) with Heel Loops

- | | |
|--|--|
| <input type="checkbox"/> <input type="checkbox"/> <input type="checkbox"/> 6"Wx8"D ¹ \$87.50 ea.
P L R Pair part: FRMASMB4738. Left: RIG137793. Right: RIG137795. | <input type="checkbox"/> <input type="checkbox"/> <input type="checkbox"/> 8"Wx11"D ² \$87.50 ea.
P L R Pair part: FRMASMB4744. Left: RIG137708. Right: RIG137709. |
| <input type="checkbox"/> <input type="checkbox"/> <input type="checkbox"/> 6"Wx11"D ¹ \$87.50 ea.
P L R Pair part: FRMASMB4741. Left: RIG137796. Right: RIG137797. | May cause interference on seat widths less than 20". |

May cause interference on seat widths less than 18".

17. SET LEGREST LENGTH

REQUIRED with matching left and right legrest configuration. All efforts will be made to accommodate legrest length selection, but minor changes may need to be made to meet shipping guidelines. Some adjustments may be needed upon receipt of the unit. Non-matching or individual legrest configurations lengths are not set by the manufacturer. The part number will be PTOINDV plus the number after # below.

- | | | | | | | | | | |
|--|--|---|---|---|---|---|---|---|---|
| <input type="checkbox"/> 8" L
(#3472) | <input type="checkbox"/> 9" L
(#3474) | <input type="checkbox"/> 10" L
(#3476) | <input type="checkbox"/> 11" L
(#3478) | <input type="checkbox"/> 12" L
(#3480) | <input type="checkbox"/> 13" L
(#3482) | <input type="checkbox"/> 14" L
(#3484) | <input type="checkbox"/> 15" L
(#3486) | <input type="checkbox"/> 16" L
(#3488) | <input type="checkbox"/> 17" L
(#3490) |
| <input type="checkbox"/> 8.5" L
(#3473) | <input type="checkbox"/> 9.5" L
(#3475) | <input type="checkbox"/> 10.5" L
(#3477) | <input type="checkbox"/> 11.5" L
(#3479) | <input type="checkbox"/> 12.5" L
(#3481) | <input type="checkbox"/> 13.5" L
(#3483) | <input type="checkbox"/> 14.5" L
(#3485) | <input type="checkbox"/> 15.5" L
(#3487) | <input type="checkbox"/> 16.5" L
(#3489) | |

18. SEAT CUSHION


Optional. Specific cushion/component sizes available, part numbers, and special order cushions can be found on the respective complete [Stealth Cushion Order Forms](#). This section allows a quick selection of a single cushion. The XXYY portion of the part number directly relates to the dimensions of the cushion, where XX represents the width and YY represents the depth.

18.1. Seat Cushion Model Selection

Stealth Simplicity G Cushion

General use cushion with Stealth Tek 2, 2-way stretch, breathable cover.
Part series: ST-SIMGXXYY


- Simplicity G\$310-\$370



Stealth Spectrum Foam SPP Cushion

Skin protection and positioning with Coolcore, 4-way stretch, breathable cover. Includes urethane liner.
Part series: ST-SPCFSPXXYY


- Spectrum Foam SPP \$580-\$630



Stealth Solution SPP Cushion

Skin protection and positioning with Coolcore, 4-way stretch, breathable cover. Includes urethane liner.
Part series: ST-SOLSPPXXYY


- Solution SPP \$580-\$645



Stealth Glacial SP Cushion

Skin protection with Coolcore, 4-way stretch, breathable cover.
Part series: ST-GLSPXXYY

- Glacial SP\$265-\$530



Stealth Zen SP Cushion

Skin protection and positioning with Coolcore, 4-way stretch, breathable cover.
Part series: ST-ZENSPXXYY

- Zen SP\$455-\$765



Stealth TRU-Comfort 2 SPP Cushion

Skin protection and positioning with Coolcore, 4-way stretch, breathable cover.
Part series: ST-TC2SPPXXYY


- TRU-Comfort 2 SPP\$515-\$575



Stealth Spectrum Gel SPP Cushion

Skin protection and positioning with Coolcore, 4-way stretch, breathable cover. Includes urethane liner.
Part series: ST-SPCGSPPXXYY

- Spectrum Gel SPP \$580-\$650



Stealth Essence SPP Cushion

Skin protection and positioning with Coolcore, 4-way stretch, breathable cover.
Part series: ST-ESSSPPXXYY

- Essence SPP\$545-\$705
 Essence Plus SPP \$800



Stealth Premiere P Cushion

Positioning with Coolcore, 4-way stretch, breathable cover.
Part series: ST-PREMPXXYY

- Premiere P\$585



19. ACCESSORIES

Optional. Multiple accessories can be mounted along the various tracks but some interference may occur. Accessories may need to be mounted by the provider.

- | | |
|---|---|
| <input type="checkbox"/> Contoured Seat Oxygen Holder\$110
Part: FRMASMB2292. | <input type="checkbox"/> Flag Holder\$125
Contoured seat part: ACCASMB1930 |
| <input type="checkbox"/> Contoured Seat Cup Holder.....\$20
Non-bariatric part: ACCASMB2287. | <input type="checkbox"/> Saddle Bag \$15
Part: DWR1020D010 |
| <input type="checkbox"/> Cane/Crutch Holder\$195
Contoured Seat part: ACCASMB2294. | <input type="checkbox"/> Quantum Backpack\$65
Part: ACC1905853 |
| <input type="checkbox"/> Rear Basket\$99
Contoured seat part: ACCASMB1914 | <input type="checkbox"/> Large, Black, Weather Cover \$240
Part: ACCCOVR1021 |