



Pride Mobility Products Co.

5096 South Service Rd, Beamsville, ON, L0R 1B3

Phone: 888-570-1113 | Fax: 866-514-1303 | Email: productorders@pridemobility.com

Q4 with Contoured and TRU-Balance Flex Seating

Account Number: _____ Date: _____

Provider Name: _____

Contact: _____

Phone: _____ Fax: _____

Email: _____

PO Number: _____

Marked for: _____

Ship to Address: _____

City: _____ Prov: _____ Postal: _____



INTRODUCTION

This form is interactive when viewed with [Adobe Acrobat Reader](#) and may not function correctly if opened with applications other than Acrobat. Complete the form by placing checks in the desired boxes and provide information in the interactive fields. Buttons shown at the bottom of the form may be utilized to print or submit the order form through a desktop email application. To email via a web-based application, please 'Save As' and attach the PDF to your email.

This order form contains a large variety of options to fulfill various patient needs. Descriptions and section notes, such as optional or required, are included to help you complete your order. Other part numbers can be found on the quote acknowledgment after this order form is submitted. Please contact Quantum® Sales at 888-570-1113 if assistance is needed. Send the completed order form by fax (866-514-1303) or email (productorders@pridemobility.com). Incomplete forms may delay the quote or order. Customer service will contact you if the order is incomplete or if there are compatibility issues. If special order requests are needed, be sure that the Patient Information section is completed

All prices are MSRP. Prices, specifications, part numbers, and availability are subject to change without notice. Prices and part numbers as shown are only available when configured as a complete power chair. Please contact technical service for accurate parts ordering.

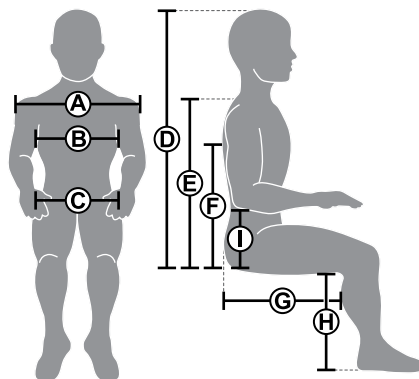
PATIENT INFORMATION

Weight: _____ Height: _____

A. Shoulder Width: _____ D. Max Sitting Height: _____ G. Thigh Depth: _____

B. Chest Width: _____ E. Shoulder Height: _____ H. Lower Leg Length: _____

C. Hip Width: _____ F. Axilla Height: _____ I. Elbow Height: _____



1. BASE MODEL

REQUIRED. 300 lb. weight capacity with standard 6 mph programmable motors, 8 amp off board charger, and unoccupied transit loops. Dimensions of base without legrests: 24"Wx35.5"L.

Quantum Q4..... \$6,500

2. BASE COLOR

REQUIRED. Select one shroud color. Colors shown here may differ from actual product depending on monitor/printer calibration used.

Red Covette

Back in Black

Evolution Orange

Electric Blue

Pretty in Pink

3. BASE MOUNTED FOOT PLATFORM

REQUIRED. May interfere with seat mounted legrests.

Base Mounted Foot Platform Standard Part: FRMASMB16077	Omit base mounted foot platform No Charge Part: PTOINDV3674
Bell Shaped, Base Mounted Foot Platform \$235 Part: RIGASMB7120041	

4.1. DRIVE WHEELS

REQUIRED.

3"x14" Flat Free Black Tires No Charge Part: PTOINDV3525	3"x14" Pneumatic Black Tires No Charge Part: WHL138793-B x2
---	--

4.2. DRIVE MOTORS

REQUIRED.

5 MPH Standard Motor Package Standard Part: MOT1808079 Only available with NE Plus	6 MPH High Speed Motor Package \$700 Part: MOT132943 Available with NE Plus or Q-Logic 3
---	---

4.3. BATTERIES

OPTIONAL. The powerchair requires 2 batteries and will be installed if ordered.

NF-22, Gel Cell, MK Battery \$400 ea. Part: BATGEL1008.	NF-22, Gel Cell, Interceptor Battery \$300 ea. Part: BAT1704613. Up to 3 extra miles additional range!
--	---

5. FULL LIGHT PACKAGE

Optional. Requires NE+ 8-Key joystick or Q-Logic 3 Joystick for Full Light Package.

Seat Mounted, LED, Full Light Package \$770 Flex part: ELE131477. Not available with contoured seating.

6. ELECTRONICS

REQUIRED. Select a type of drive control from the following sections. The No Joystick option is used to omit the joystick and utilize another control, such as a specialty control at the end of this form or found on the [Alternative Controls and Electronics Order Forms](#).

6.1.a. Non-Expandable Controls

Select a joystick below or omit selection if another controller type is desired. Non-expandable does not allow supplementary drive controllers.

NE+ 6-Key JoystickStandard Part: CTLDC1560 Control up to 2 actuators through joystick.	No Joystick, Setup for NE+ Joystick No Charge Part: Configuration selection
NE+ 8-Key Joystick No Charge Part: CTLDC1561 Control up to 2 actuators through joystick and full light package.	



6.1.b. Expandable Controls - Quantum Intelligent Systems™

Select expandable controls or omit selection if another controller type is desired. Expandable controls allow multiple or specialized controllers. This sections allows a selection of common configurations.

2. Q-Logic 3 Joystick

Q-Logic 3 EX Joystick \$900
Q-Logic 3 E Joystick \$620 Part: CTL124653
No Joystick, Setup for Q-Logic 3 Part: Configuration selection.

7. JOYSTICK HANDLES

Optional. The Q-Logic 3 EX joysticks are standard with a carrot handle (See A in image). The optional handle will be mounted to the joystick and the standard handle will be shipped with the unit.

Mushroom Handle (B) \$120 Part: ACCASMB1860.	Soft Ball Handle (F) \$120 Part: ACCASMB1856.
Chin Cup (C) \$90 Part: ACCASMB1861.	Extended I-Handle (G) \$140 Part: ACCASMB1857.
T-Bar (D) \$160 Part: ACCASMB1858.	Bodypoint 3" Goal Post Handle \$180 Part: PLSKNCP1057.
Medium Ball Handle (E) \$70 Part: ACCASMB1859.	Bodypoint 4" Goal Post Handle \$180 Part: PLSKNCP1058.



8. JOYSTICK MOUNTING BRACKETS

Optional. Select a mount to be used with a joystick selected in previous section.

Omit Joystick Mounting Bracket

7.1a. Fixed, In-line Joystick Bracket


Fixed, In-line, BracketStandard
 Part: FRMASMB10617

7.1b. Swing-Away (Retractable) Joystick Bracket

Allows the joystick to retract to the side of the armrest while maintaining the same joystick orientation.

Adjustable Swing-away \$265
 Part: Various.
 As pictured to the right

Basic Swing-away \$265
 Part: Various.
 Magnetic latching mechanism.
 Stealth Height Adjustable Receiver recommended.



Joystick Mount Side

Left Side Mount
 Part: PTOINDV1225

Right Side Mount
 Part: PTOINDV1226

9. ELECTRONICS ACCESSORIES

Optional.

Q-Logic EX Programmer \$625
 Part: ELEASMB6976

Q-Logic PC Programming Disk with Cable \$850
 Part: ELEASMB5216

10. CONTOURED SEATING

Optional. Select only one seating system. Special order seat sizes can be requested by checking the seat type and writing in the seat size in the special order seat size.

10.2a. Quantum Captain Seat

16"W x 16"D
 No Charge
 Part: SET2005145

16"W x 18"D
 No Charge
 Part: SET2005146

16"W x 20"D
 No Charge
 Part: SET2005147

18"W x 16"D

No Charge
 Part: SET2005149

18"W x 18"D
 No Charge
 Part: SET2005150

18"W x 20"D
 No Charge
 Part: SET2005151

18"W x 22"D
 No Charge

Part: SET2005908

20"W x 16"D
 No Charge
 Part: SET2005152

20"W x 18"D
 No Charge
 Part: SET2005153

20"W x 20"D
 No Charge
 Part: SET2005154

10.2b. Quantum Captain Seat with Solid Seat Pan

16"W x 16"D
 No Charge
 Part: SET2005394

16"W x 18"D
 No Charge
 Part: SET2005395

16"W x 20"D
 No Charge
 Part: SET2005396

18"W x 16"D
 No Charge
 Part: SET2005397

18"W x 18"D
 No Charge
 Part: SET2005398

18"W x 20"D
 No Charge
 Part: SET2005399

Contoured seating section continued on following page.

10. CONTOURED SEATING CONTINUED

10.1c. Special Order Contoured Seat

Complete information below. Contact inside sales specialist for pricing.

Type of Seat: _____ Width: _____ Depth: _____

10.2. Contoured Seat Flip-Up, Height Adjustable, Removable Armrests

REQUIRED except with fold flat, power lift captain seat. Select a left and right armrest or to omit them.

Full Length, Left Armrest..... Standard Full Length, Right Armrest..... Standard

12. TRU-BALANCE FLEX SEATING SYSTEM

Optional. Seat width and depth can be adjusted in 1" increments from 15"W-22"W and 16"D-20"D. Maximum seat size 22"W x 20"D.

12.1. TRU-Balance Flex Frame Selection

TRU-Balance Flex Seating System..... \$650
Part: PTOINDV3853

12.2. TRU-Balance Flex Seat Dimension - Width

REQUIRED with TRU-Balance Flex seating. Maximum seat width is 22". Part number is SETWDTH plus number following # below.

15" W (#1005)	16" W (#1006)	17" W (#1007)	18" W (#1008)	19" W (#1009)	20" W (#1010)	21" W (#1011)	22" W (#1012)
------------------	------------------	------------------	------------------	------------------	------------------	------------------	------------------

12.3. TRU-Balance Flex Seat Dimension - Depth

REQUIRED with TRU-Balance Flex seating. Maximum seat depth is 20". Part number is SETDPTH plus number following # below.

15" D (#1005)	16" D (#1006)	17" D (#1007)	18" D (#1008)	19" D (#1009)	20" D (#1010)
------------------	------------------	------------------	------------------	------------------	------------------

12.4. TRU-Balance Flex Back Options

REQUIRED with TRU-Balance Flex seating. See the Synergy and TRU-Comfort back availability chart for stock order back size ranges. Other size backs may be available with special order and extended lead time. Back width will match seat width unless endo or meso canes are selected.

1. Back Selection

- Synergy Back Cushion..... \$940
Part: See XRef
Select a back cane type and height and back height.
- TRU-Comfort, 20" Width or less..... \$835
Part: See XRef. HCPCS: E2620
Select back height.
- TRU-Comfort, 22" Width or greater..... \$940
Part: See XRef. HCPCS: E2621
Select back height.
- Sling Back..... \$145
Part: See XRef
Select a back height. Back cane height must match back height. Not available with flip up cantilever arms. NA on Flex canes
- Sitrite Premiere Back..... \$695
Part: See XRef
Available in 16", 18", and 20" widths.
- Tension Adjustable Back..... \$195
Part: See XRef
- Omit Back..... No Charge
Part: PTOINDV1287
Select a back cane type and height in following section.

		Width									
		12"	14"	15"	16"	17"	18"	19"	20"	21"	22"
Overall Height	15"	S	S	S	-	-	-	-	-	-	-
	16"	S	S	S	-	-	-	-	-	-	-
	17"	-	S	S	S	S	S	S	S	S	S
	18"	-	S	S	S	S	S	S	S	S	S
	19"	-	S	S	S	S	S	S	S	S	S
	20"	-	S	S	S TC	S	S TC	S	S TC	S	S
	21"	-	S	S	S TC	S	S TC	S	S TC	S	S
	22"	-	S	S	S TC	S TC	S TC	S TC	S TC	S	S
	23"	-	S	S	S TC	S TC	S TC	S TC	S TC	S	S
	24"	-	S	S	S TC	S TC	S TC	S TC	S TC	S	S TC
25"	-	S	S	S TC	S TC	S TC	S TC	S TC	S	S TC	

S Synergy Back S TC Synergy or TRU-Comfort Back

Synergy and TRU-Comfort Back Availability Chart

TRU-Balance Flex Seat to Floor

REQUIRED with TRU-Balance Flex seating.

16.5" 1 degree of seat dump	17.5" 2 degree of seat dump	18.25" 4 degree of seat dump
--------------------------------	--------------------------------	---------------------------------

12. TRU-BALANCE FLEX SEATING SYSTEM CONTINUED

2. Back Cane Selection (Select one option only)

- TRU-Balance Flex Quick A/A Flip Forward Back Canes ... No Charge
Part: See XRef
24" height canes. Select with Sitrite or Tension Back. Not available with Synergy, TRU-Comfort, or Sling Backs.
- Manual Recline Back \$395
Tension/Sitrite part: MEC156740.
Back canes will be 24" H. Not available with flip back armrests, canti-lever armrests, TRU-Comfort Back, rear accessories.
- Synergy Back Canes\$195
Part: FRMASMB15844
Select a back cane height. Not available with Sitrite or Tension Back.
- Synergy Flip Forward Back Cane\$195
Part: FRMASMB15846
Select a back cane height. Not available with oxygen holder, or cane mounted and cantilever armrests. Not available with Sitrite or Tension

- Back.
- 2" Mesomorph (1" per side) Back Cane..... \$205
Part: FRMASMB12067
Select a cane height. Not available with Sitrite or Tension Back.
- 4" Mesomorph (2" per side) Back Cane..... \$205
Part: FRMASMB12091
Select a cane height. Not available with Sitrite or Tension Back.
- 2" Endomorph (1" per side) Back Cane \$205
Part: FRMASMB12115
Select a cane height. Not available with Sitrite or Tension Back.
- 4" Endomorph (2" per side) Back Cane..... \$205
Part: FRMASMB12139
Select a cane height. Not available with Sitrite or Tension Back.

3. Synergy Back Cane Push Handles

- Push Handles..... Standard Omit Push Handles.....\$125
Part: Configuration selection with back cane height Part: Configuration selection with back cane height

4. TRU-Balance Accessory Bar

- Accessory Bar \$90
12"W-16"W part: MEC145955. 16"W-20"W part: MEC143975.

5. TRU-Balance Overall Back Height

Refer to the Synergy and TRU-Comfort back availability chart for stock order back size ranges. Parts: See XRef, configuration selection with back selection.

12" High Back	15" High Back	18" High Back	21" High Back	24" High Back
13" High Back	16" High Back	19" High Back	22" High Back	25" High Back
14" High Back	17" High Back	20" High Back	23" High Back	

6. TRU-Balance Back Cane Height

Omit this selection if a TRU-Comfort back is selected. 16" and 17" back canes are not available with a Synergy Back and cane mounted, flip up armrests. 14" and 15" back canes are not available without push handles. Parts: See XRef, configuration selection with push handles selection. N/A with Flex Canes (24"H only)

14" High Canes	17" High Canes	20" High Canes	23" High Canes
15" High Canes	18" High Canes	21" High Canes	24" High Canes
16" High Canes	19" High Canes	22" High Canes	25" High Canes

12.5. TRU-Balance Armrests

REQUIRED with TRU-Balance Flex seating. Left (L) and right (R) boxes may be checked to configure different size arms within one section arm type.

1a. TRU-Balance Flex Seat, Drop-In Armrests

- Full Length, Drop-In Armrests..... No Charge Desk Length, Drop-In Armrests No Charge
L R Left part: ARM1803253. Right part: ARM156742 L R Left part: ARM1803254. Right part: ARM156743

1b. Flip Back, Cane Mounted Armrests

May interfere with swing-away laterals.

- Full Length, Flip Back Armrests (pair)..... No Charge Desk Length, Flip Back Armrests (pair) No Charge
L R Left part: FRMASMB7038. Right part: FRMASMB7039. L R Left part: FRMASMB7040. Right part: FRMASMB7041.

1c. Two-Post, Flip Back, Height Adjustable, Removable Armrests

Not available with a depth less than 16". Required with flip forward back and laptrays.

- Full Length, Two-Post Armrests.....\$145 ea. Desk Length, Two-Post Armrests\$145 ea.
L R Part: See XRef. L R Part: See XRef.

1d. Single Post, Height Adjustable, Removable Armrests

Height adjustment from 11"-17" in half-inch increments.

- Full Length, Single Post Armrests\$145 ea. Desk Length, Single Post Armrests\$145 ea.
L R Left part: FRMASMB8594. Right part: FRMASMB8595. L R Left part: FRMASMB8592. Right part: FRMASMB8593.

12.6. TRU-Balance Armpads

REQUIRED with armrest selection above. Waterfall armpads may cause interference with the seat back. Armpads are configured as pairs.

1a. Straight Armpads

- Straight, Full Length Left and Right No Charge Straight, Desk Length Left, Full Length Right No Charge
Part: ARM134275 Part: ARM134275
- Straight, Full Length Left, Desk Length Right No Charge Straight, Desk Length Left and Right..... No Charge
Part: ARM134281 Part: ARM134254

1b. Waterfall Armpads

- Waterfall, Full Length Left and Right..... No Charge Waterfall, Desk Length Left, Full Length Right No Charge
Part: ARM134275. Not available on Flex arms Part: ARM134275. Not available on Flex arms
- Waterfall, Full Length Left, Desk Length Right No Charge Waterfall, Desk Length Left and Right No Charge
Part: ARM134281. Not available on Flex arms Part: ARM134254. Not available on Flex arms

TRU-Balance Flex seating section continued on following page.

12. TRU-BALANCE FLEX SEATING SYSTEM CONTINUED

1c. Falcon Gel Armpads

Falcon Gel, Full Length Left and Right \$300 Part: ARM136438	Falcon Gel, Desk Length Left, Full Length Right..... \$250 Part: ARM136439
Falcon Gel, Full Length Left, Desk Length Right..... \$250 Part: ARM136442	Falcon Gel, Desk Length Left and Right \$200 Part: ARM136437

13. LAP BELTS

REQUIRED. Select a lap belt below.

13.1a. Standard Lap Belts

38" Lap Belt Part: ACCBELT1006	50" Lap Belt Part: ACCBELT1000	60" Lap Belt Part: ACCBELT1002	70" Lap Belt Part: ACCBELT1003	80" Lap Belt Part: ACCBELT1004	90" Lap Belt Part: ACCBELT1001
--	--	--	--	--	--

13.1b. Optional Lap Belts

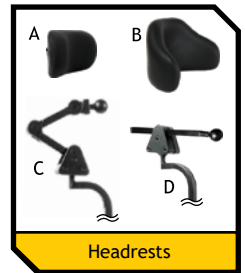
i-Fit 60" Single Pull, Push Button, Medium \$65 (7.5") Padded, 1.5" Belt (IFPB5213) Part: ST-IFPB5213-Q	i-Fit 60" Single Pull, Push Button, Extra Large \$65 Padded (11.5"), 2" Belt (IFPB5315) Part: ST-IFPB5315-Q
i-Fit 60" Single Pull, Push Button, Large \$65 Padded (9.5"), 2" Belt (IFPB5314) Part: ST-IFPB5314-Q	

14. HEADRESTS

Optional. Select a headrest pad and bracket. **Not available with contoured seating.**

14.1. Headrest Pads

Stealth 8" Comfort Plus (CP450)..... \$190 Part: POS148484.
Stealth 10" Comfort Plus (CP250)(A) \$190 Part: SETHEAD1057.
Stealth 14" Comfort Plus (CP150) \$190 Part: INDPART2327.



14.2. Headrest Brackets

Stealth Multi-Axis Removable Headrest..... \$200 Bracket (HMO475P) (D) Part: HDWASMB1084.

16. LEGRESTS

16.4. 60°-90° Swing-Away Legrests

Adjustable in 5° increments. Select a legrest upper, a legrest extension, and type of footplate. Pair (P), left (L), and right (R) configurations are selected by checking the appropriate boxes. Select legrest length in following section.

1. Swing-Away Legrest Upper

<input type="checkbox"/> P <input type="checkbox"/> L <input type="checkbox"/> R 60°-90° Swing-Away Legrest \$285 Pair part: RIG120062. Left: FRMASMB17558. Right: FRMASMB17559 Not available with 11"-13" extensions.	<input type="checkbox"/> P <input type="checkbox"/> L <input type="checkbox"/> R 60°-90° Swing-Away Legrest, Short \$285 Pair part: RIG136481. Left: RIG132607. Right: RIG132609. For use only with 11"-13" lower extensions.
---	--

60°-90° Swing-Away Legrest Compatibility Matrix	Contoured/Synergy Seat			Notes
	Low	Medium	High	
Extruded, 13" - 16.5"	!	✓	✓	<input checked="" type="checkbox"/> This rigging configuration causes no interference issues at this seat-to-floor height.
Extruded, 15.5" - 19.5"	!	!	!	
Angle Adjustable, 13" - 16.5"	!	✓	✓	<input checked="" type="checkbox"/> This rigging configuration does not work with this seat-to-floor height.
Angle Adjustable, 15.5" - 19.5"	!	!	!	
Multi-Axis, 15.5" - 19.5"	!	!	!	

2. Lower Extension

<input type="checkbox"/> P <input type="checkbox"/> L <input type="checkbox"/> R 11"-13" Length Part: See XRef N/A with Multi-axis.	<input type="checkbox"/> P <input type="checkbox"/> L <input type="checkbox"/> R 11"-16.5" Length Part: See XRef N/A with Angle Adjustable.	<input type="checkbox"/> P <input type="checkbox"/> L <input type="checkbox"/> R 13"-16.5" Length Part: See XRef N/A with Multi-Axis.	<input type="checkbox"/> P <input type="checkbox"/> L <input type="checkbox"/> R 15.5"-19.5" Length Part: See XRef
---	---	---	---

3a. Extruded Footplate(s)

<input type="checkbox"/> P <input type="checkbox"/> L <input type="checkbox"/> R 7.25"Wx6"D Extruded Footplate..... Standard Part pair: FRMASMB7847. Left: FRMASMB7861 Right: FRMASMB7862	<input type="checkbox"/> P <input type="checkbox"/> L <input type="checkbox"/> R 8.5"Wx6"D Extruded Footplate Standard Part pair: FRMASMB7848. Left: FRMASMB7863 Right: FRMASMB7864 May cause interference on seat widths less than 18."
---	---

16. LEGRESTS CONTINUED

3b. Angle Adjustable Footplate(s)

¹The 6"x11" footplates may cause interference with seat widths less than 18". ²The 8"x11" footplates may cause interference with seat widths less than 20".

P	L	R	4"Wx6"D	\$87.5 ea.	P	L	R	6"Wx11"D ¹	\$87.5 ea.
			Pair part: FRMASMB10564. Left: RIG133537. Right: RIG133560					Pair part: FRMASMB10568. Left: RIG133541. Right: RIG133564	
P	L	R	5"Wx6"D	\$87.5 ea.	P	L	R	8"Wx11"D ²	\$87.5 ea.
			Pair part: FRMASMB10565. Left: RIG133538. Right: RIG133561					Pair part: FRMASMB10569. Left: RIG133542. Right: RIG133565	
P	L	R	5"Wx8"D	\$87.5 ea.					
			Pair part: FRMASMB10566. Left: RIG133539. Right: RIG133562						
P	L	R	6"Wx8"D ¹	\$87.5 ea.					
			Pair part: FRMASMB10567. Left: RIG133540. Right: RIG133563						

3c. Multi-Axis Footplate(s)

¹The 6"x11" footplates may cause interference with seat widths less than 18". ²The 8"x11" footplates may cause interference with seat widths less than 20".

P	L	R	4"Wx6"D	\$130 ea.	P	L	R	6"Wx8"D ¹	\$130 ea.
			Pair part: FRMASMB9456. Left: RIG133531. Right: RIG133552					Pair part: FRMASMB9459. Left: RIG133534. Right: RIG133555	
P	L	R	5"Wx6"D	\$130 ea.	P	L	R	6"Wx11"D ¹	\$130 ea.
			Pair part: FRMASMB9457. Left: RIG133532. Right: RIG133553					Pair part: FRMASMB9460. Left: RIG133535. Right: RIG133558	
P	L	R	5"Wx8"D	\$130 ea.	P	L	R	8"Wx11"D ²	\$130 ea.
			Pair part: FRMASMB9458. Left: RIG133533. Right: RIG133554					Pair part: FRMASMB9461. Left: RIG133536. Right: RIG133559	

4. 60°-90° Swing-Away Legrest Accessories

Heel Loops (pair)	\$50	Wheel Bumper	\$15 ea.
Part: FRMASMB7873. HC		Part: See XRef	
Standard on angle adjustable and multi-axis footplates.		Gel Neoprene Footrest Sleeve (pair)	\$130
		Part: INDPART2243.	

16.5. Center Mount Foot Platform

Manually Adjustable Center Mount \$265

Center Mount Lower Extension

8"-12" Extension	10"-16" Extension	13"-19" Extension
------------------	-------------------	-------------------

Set Length at: _____

Center Mount Footplates

5"x6" Footplates	5"x8" Footplates	5"x11" Footplates
------------------	------------------	-------------------

Center Mount Calf Support

Optional accessories. Calf pads are standard with a power articulating foot platform. Select calf pads covers for additional charge. Calf pad and panel covers include 1/2" of soft visco foam.

Small Calf Pad (pair) 6"Wx6"H \$210	Large Calf Panel 24"Wx8"H	\$265
Large Calf Pad (pair) 8" taper to 6"Wx8"H	Only available on widths of 20" or greater.	
Small Calf Panel 18"Wx8"H		\$210

Modular Footplate Extension Components

Optional accessories. Assembly required. May require seating configuration adjustments to avoid front caster interference.

Width Extension, 8"D and 11"D Footplates	\$55	4" Outside Edge	\$55
2" Bell-Shaped Length Extension	\$55	Only available with 6"D footplates and 8"D footplate extension.	
Not compatible with width extensions. Can be used with 6" outside edge with 11" footplates.		6" Outside Edge	\$55
		Available with 8"D and 11"D footplates and 11"D footplate extension.	

Additional Accessories

Reversed Dartex Calf Pad or Panel Cover (pair)	\$150	Footplate Connector	\$55
Wheel Bumpers (pair)	\$30		

16. LEGRESTS CONTINUED

16.5. Elevating Legrests

Select a legrest upper, a legrest extension, and type of footplate. Pair (P), left (L), and right (R) configurations are selected by checking the appropriate boxes. Select legrest length in following section.

1. Elevating Legrests Upper

P L R Elevating Legrest Assembly \$275 ea.
 Pair part: FRMASMB6483. Left: RIG138012
 Right: RIG138013. HCPCS: E0990
 Select lower extension and footplates

2. Lower Extension

P L R **11"-14" Length** Pair: FRMASMB4755
 Left: RIG138026 Right: RIG138030
 For reinforced only

P L R **14"-17" Length** Pair: FRMASMB4756
 Left: RIG138033 Right: RIG138035
 For reinforced only

P L R **12"-14.5" Length** Part: See XRef
 For angle adjustable only

P L R **14.5"-18" Length** Part: See XRef
 For angle adjustable only

Elevating Legrest Compatibility Matrix	Contoured/Synergy Seat		
	Low	Medium	High
Standard, 11"-14"	✓	✓	✓
Standard, 14"-17"	!	!	!
Angle Adjustable, 12"-14.5"	✓	✓	✓
Angle Adjustable, 14.5"-18"	!	!	!

This rigging configuration causes no interference issues at this seat-to-floor height.
 This rigging configuration may have less than 1.75" clearance when fully extended and may interfere with the ground or reduce obstacle climbing ability.

3a. Reinforced Cast Footplate(s)

P L R **7.25"Wx6"D Reinforced Footplate**..... Standard
 Pair part: FRMASMB4748. Left: RIG138055. Right: RIG138056

P L R **8.5"Wx6"D Reinforced Footplate** Standard
 Pair part: FRMASMB4747. Left: RIG138060. Right: RIG138062
 May cause interference on seat widths less than 18."

3b. Angle Adjustable Footplate(s) with Heel Loops

*The 6"x11" footplates may cause interference with seat widths less than 18". *The 8"x11" footplates may cause interference with seat widths less than 20". 4"x6" and 5"x6" footplates are only available in pairs.

P L R **4"Wx6"D**\$87.5 ea.
 Pair parts: FRMASMB8812 x2.

P L R **6"Wx8"D¹**\$87.5 ea.
 Pair part: FRMASMB4738. Left: RIG137793. Right: RIG137795

P L R **5"Wx6"D**.....\$87.5 ea.
 Pair parts: FRMASMB8811 x2.

P L R **6"Wx11"D¹**\$87.5 ea.
 Pair part: FRMASMB4741. Left: RIG137796. Right: RIG137797

P L R **5"Wx8"D**\$87.5 ea.
 Pair part: FRMASMB4735. Left: RIG137791. Right: RIG137792

P L R **8"Wx11"D²**\$87.5 ea.
 Pair part: FRMASMB4744. Left: RIG137798. Right: RIG137799

4. Elevating Legrest Accessories

Heel Loops (pair)..... \$35
 Part: FRMASMB7873.
 Standard on angle adjustable footplates.

Wheel Bumper..... \$15 ea.
 Part: See XRef
 Available on angle adjustable footplates.

Falcon Gel Padded Knee Adductor Buttons (KBE) (pair) \$130
 Part: INDPART2242.

17. SET LEGREST LENGTH

REQUIRED with matching left and right legrest configuration. All efforts will be made to accommodate legrest length selection, but minor changes may need to be made to meet shipping guidelines. Some adjustments may be needed upon receipt of the unit. Non-matching or individual legrest configurations lengths are not set by the manufacturer.

7" L (#3470)	8.5" L (#3473)	10" L (#3476)	11.5" L (#3479)	13" L (#3482)	14.5" L (#3485)	16" L (#3488)	17.5" L (#3491)	19" L (#3494)	20.5" L (#3497)	22" L (#3669)
7.5" L (#3471)	9" L (#3474)	10.5" L (#3477)	12" L (#3480)	13.5" L (#3483)	15" L (#3486)	16.5" L (#3489)	18" L (#3492)	19.5" L (#3495)	21" L (#3498)	22.5" L (#3670)
8" L (#3472)	9.5" L (#3475)	11" L (#3478)	12.5" L (#3481)	14" L (#3484)	15.5" L (#3487)	17" L (#3490)	18.5" L (#3493)	20" L (#3496)	21.5" L (#3600)	

18. QUICK STEALTH CUSHION CONFIGURATION

Optional. Specific cushion/component sizes available, part numbers, and special order cushions can be found on the complete [Stealth Cushion Order Form](#). This section allows a quick selection of a single cushion. The XXYYZ portion of the part number directly relates to the dimensions of the cushion, where XX represents the width, YY represents the depth, and Z represents the contour applied to the Essence series cushions.

18.1. Cushion Dimensions

Cushion Width				Cushion Depth			
14" W	17" W	19" W	22" W	14" D	17" D	19" D	22" D
16" W	18" W	20" W	24" W	16" D	18" D	20" D	24" D

18.2. Cushion Model Selection

Stealth Solution® Cushion \$580-\$645 <i>Skin protection and positioning.</i>	Stealth Essence..... \$545-\$705 <i>Skin protection and positioning.</i>
Stealth Glacial Cushion \$265-\$530 <i>Skin protection.</i>	Stealth Essence Plus..... \$800 <i>Skin protection and positioning.</i>
Stealth Spectrum® Gel Cushion \$580-\$650 <i>Positioning.</i>	Simplicity \$310-\$370 <i>General Use.</i>
Stealth Spectrum® Foam Cushion \$580-\$630 <i>Skin protection and positioning.</i>	Stealth Premiere \$585 <i>Positioning.</i>
Stealth TRU-Comfort 2 4-Way Stretch Cushion..... \$515-\$575 <i>Skin protection.</i>	Stealth Zen \$455-\$765 <i>Skin protection and positioning.</i>

18.3. Additional Fluid Proof Liners

Fluid Proof Urethane Liner \$75 <i>Part: URL1709070-XXYY</i> <i>Not available with Simplicity, Essence and TRU-Comfort 2</i>	Fluid Proof Polyurethane Liner \$75 <i>Not available with Simplicity. Available for TRU-Comfort 2 and Essence only.</i>
--	--

Liner Installation

Install Liner on Cushion

19. PROVIDER INSTALLED ACCESSORIES

Optional. Multiple accessories can be mounted along the various tracks but some interference may occur.

Medium, Black, Weather Cover \$240 <i>Part: ACCCOVR1022</i>	Saddle Bag \$15 <i>Part: DWR1020D010</i>
Large, Black, Weather Cover \$240 <i>Part: ACCCOVR1021</i>	Flag Holder \$75 <i>Contoured seat part: ACCASMB1930</i> <i>Flex part: ACCASMB2415.</i>
Oxygen Holder..... \$110 <i>Contoured seat part: ACCASMB2292.</i> <i>Flex part: ACC125006.</i>	Cane/Crutch Holder \$195 <i>Contoured seat part: ACCASMB2294.</i> <i>Flex part: ACC152515.</i>
Contoured Seat Cup Holder..... \$20 <i>Part: ACCASMB2287</i>	Stealth Large Tablet Holder \$575 <i>Part: ACC7120005. Not available with Flex arms.</i>
Flex Seat Cup Holder..... \$20 <i>Part: ACCASMB2634. Not available with Flex arms.</i>	Quantum Backpack \$75 <i>Part: ACCINDV1102</i>
Rear Basket \$99 <i>Contoured seat part: ACCASMB1914</i> <i>Flex part: FRMASMB4821</i>	
Walker Holder \$150 <i>Contoured seat part: ACCASMB1912. Flex part: FRMASMB7031</i>	

20. MANUFACTURER INSTALLED POSITIONING COMPONENTS

Optional.

20.2. Stealth Unilink Pelvic/Thigh Guide

1. UniLink Pelvic/Thigh Hardware

UniLink, 5" Height Adjustable, \$320 ea.
 Removable Mounting Hardware
 QTY Part: ST-UTTP5-Q.

UniLink, 7" Height Adjustable, \$320 ea.
 Removable Mounting Hardware
 QTY Part: ST-UTTP7-Q.



UniLink Pad & Hardware

2. UniLink Pelvic/Thigh Pads

^Please verify the appropriate billing code to be used for this item with all third-party payors.

UniLink, 4" x 4" Pad \$125 ea.
 QTY Part: ST-UTP544056100-Q.

UniLink, 4" x 12" Pad \$165 ea.
 QTY Part: ST-UTP548056100-Q.

UniLink, 4" x 8" Pad..... \$135 ea.
 QTY Part: ST-UTP548056100-Q.

20.3. Stealth Pelvic/Thigh Guides

Pelvic/thigh guides may interfere with the joystick receiver block and down posts. Please provide quantity next to check box.

1. Pelvic/Thigh Guide Bracket

Flip Down Bracket (TWBTLADD-HW) \$300 ea.
 QTY Part: INDPART2804.

Removable Bracket (LP430)..... \$330 ea.
 QTY Part: INDPART2805.

Removable Bracket with 1" Offset \$430 ea.
 QTY (LP430 & LHW-121)
 Part: INDPART2854. HCPCS: E1028

Flip Down with LEFT Full Surface Contact \$400 ea.
 Feature (TWBADD-L & LPHW407)
 Part: POS140428.

Flip Down with RIGHT Full Surface Contact..... \$400 ea.
 Feature (TWBADD-R & LPHW407)
 Part: POS140429.

2. Pelvic/Thigh Guide Adapter

2" Height Adapter Plate (LHW-122).....\$40
 Part: INDPART2821.

Height adapter is needed with TRU-Comfort seat cushions. Not available with the flip down bracket.

2 1/4" Adapter Plate (LHW-129)\$40
 Part: POS140430.

Only available with the flip down full surface bracket.

3. Pelvic/Thigh Guide Pad

^Please verify the appropriate billing code to be used for this item with all third-party payors.

Short Pad, 4"x4" (TWBADD-4X4) \$75 ea.
 QTY Part: INDPART2801.

Medium Pad, 4"x8" (TWBADD-4X8)..... \$75 ea.
 QTY Part: INDPART2802.

Long Pad, 4"x12" (TWBADD-4X12) \$75 ea.
 QTY Part: INDPART2803.

4. Pelvic/Thigh Guide Installation

Install on Left
 Part: PTOINDV3585

Install on Right
 Part: PTOINDV3586

Do Not Install
 Part: PTOINDV3719

Pride Mobility Products Co.

5096 South Service Rd, Beamsville, ON, L0R 1B3

Phone: 888-570-1113 | Fax: 866-514-1303 | Email: productorders@pridemobility.com

©2018 Quantum Rehab - A Pride Mobility Products Corporation company. All rights reserved.

