



ULTRA LIGHTWEIGHT

You want cutting-edge wheelchair technology to keep pace with the demands of your active life. For over 30 years, QUICKIE has listened, researched, tested and delivered. Through state-of-the-art design, superior performance, and a customized build, QUICKIE empowers you to live without limits.



LIVE
WITH
OUT
LIMITS



YOU DRIVE OUR DESIGN

QUICKIE wheelchairs are designed for you and by you. In development, we consider how you interact with your wheelchair to maintain maximum efficiency, performance, fit, and style.

LEADING TECHNOLOGY

We are continually developing new products, improving our flagship products, and offering new options and solutions to enhance your lifestyle.

QUALITY AND DURABILITY

QUICKIE wheelchairs undergo rigorous testing that surpasses industry standards, so you can be confident that your product will hold up and perform throughout its lifetime.

ADJUSTABILITY AND VERSATILITY

Once you choose a QUICKIE, our goal is that it continues to be the right chair for you. We offer maximum adjustability in our designs, interchangeable parts, and the True Fit Growth Program* to help accommodate changes in your condition, environment, or lifestyle.

*Available on select QUICKIE wheelchairs

BUILT-4-ME CUSTOMIZATION

Our Built-4-Me Team is dedicated to creating product customizations beyond what is listed on our product order forms. Experts in the engineering and manufacturing of custom rehab products will listen to your specific requests and build a chair as individual as your fingerprint!

Rigid Chairs

QUICKIE 7 ^R & 7 ^{RS}	3
QUICKIE 5 ^R	4
QUICKIE QRi	5
QUICKIE GP Series	6

Folding Chairs

QUICKIE 2	7
QUICKIE 2 Lite	8
QUICKIE QXi	9
XENON ²	10

JAY® Cushions and Backs 12

ULTRA LIGHTWEIGHT WHEELCHAIR JUSTIFICATION

Medicare Policy

Per Medicare policy*, the beneficiary of a K0005 wheelchair must be a full-time manual wheelchair user or who requires customized "fitting and adjustments for one or more features such as, but not limited to, axle configuration, wheel camber, or seat and back angles which cannot be accommodated by a K0001 through K0004 manual wheelchair."

* LCD Policy effective 10/31/14

Seating and Mobility Evaluation

A seating and mobility evaluation must be conducted by an experienced clinician and Rehabilitative Technology Supplier who is certified by the Rehabilitation Engineering & Assistive

K0005

Ultra lightweight wheelchairs are categorized under the K0005 Medicare code.

Technology Society of North America (RESNA) as an Assistive Technology Professional (ATP)."

Documentation

In order to obtain justification for a K0005 wheelchair, all lower level equipment must be ruled out as suitable options. Medicare policy states, "If documentation of the medical necessity for a K0005 wheelchair is requested, it must include a description of the beneficiary's routine activities. This may include the types of activities the beneficiary encounters and whether the beneficiary is fully independent in the use of the wheelchair. Describe the features of the K0005 base which are needed compared to the K0004 base."



RIGID



THE LIGHTEST
WHEELCHAIR
WE'VE EVER
MANUFACTURED

7000 SERIES AEROSPACE ALUMINUM

- 7000 Series aluminum heat treated using ShapeLoc Technology increases strength to allow for thinner, lighter tubing
- Transport weight starts at 9.9 lbs!
- Ovalized tubing decreases flex for an incredibly strong, rigid ride
- Increase in frame bend strength and stiffness improves propulsion efficiency

QUICKIE 7 SERIES



Freestyle™ Backrest System

Not only does the Freestyle Backrest System's unmistakable style make the 7 Series a true original, it also breaks barriers to independence by providing a 360° range of upper body motion and lowering the overall weight of the wheelchair.



7^R and 7^{RS}

Choose the 7^R for the ability to make quick back angle adjustments for various activities during the day. Choose the 7^{RS} for a fully rigid backrest and axle plate that reduce the overall chair weight by an average of 1 pound and offer the most efficient propulsion.

- Three caster wheel placement options ensure optimal performance
- Frame graphics add bold or subtle style to any frame color



RIGID




HIGHLY
ADJUSTABLE
TO ELEVATE
YOUR MOBILITY

SWEPT BACK
FRAME STYLE

- **Open frame** with swept-back hydro-formed caster design for a smooth ride and clean design
- **Classic Frame Style** features a traditional frame length for maximum stability
- **Performance Frame Style** features a shortened length for maximum responsiveness

QUICKIE 5^R**Axle Plate Design**

The 5^R's swept-back axle plate design isn't just for looks. It is also incredibly quick to adjust and is available in two lengths to ensure you are getting the adjustments you need without adding extra weight.

**XTR Suspension**

The XTR Suspension Frame helps you fearlessly conquer curbs, bumps, and tough terrain. Add mountain wheels, Knobby tires, wide casters, and Frog Legs suspension caster forks for the ultimate off-road wheelchair experience.

Access to Premium Options

- QUICKIE Xtender[®] Power Assist
- HCPCS-coded tension-adjustable upholstery
- Colored components

RIGID



NO-NONSENSE
UTILITY AND
UNBEATABLE
VALUE

QUICKIE QRI

Commuter Friendly

- Ultra lightweight and durable aluminum frame, WC-19 Transit approved up to 265 lbs.
- Open frame and unique caster housing design for a stylish look
- Small footprint for maneuverability and easy transport



Comfortable Fit

The QRI comes standard with 0" or 1" of frame inset, a highly adjustable axle plate for perfecting your Center-of-Gravity setting, and multiple front frame angle options.

QUICKIE's Top Options

- Folding Lock-Down Angle Adjustable Back
- Wide range of seat widths and depths
- Most popular options for armrests, wheels, tires, and handrims

RIGID



A CLASSIC
QUICKIE RIGID
WHEELCHAIR

QUICKIE GP



The Original Rigid Frame

The GP's classic box frame and one piece construction exceed our superior standard for quality and deliver an unmatched rigid feel.

Multiple Front Frame Options

- Standard Frame
- Tapered "GPV" Frame for increased maneuverability (pictured right)
- Swing-Away "GPSA" Frame for easy transfers and the option of adding elevating legrests



Sports Performance

- GPV front frame
- QUICKIE Performance Wheels
- Up to 12° of camber

FOLDING



VERSATILE,
MODULAR.
THE INDUSTRY'S
FAVORITE FOR
OVER 35 YEARS!

MODULAR FRAME DESIGN

- Interchangeable components accommodate changes in condition, function, growth, and environment
- Multiple front frames and seat rails
- Independent crossbrace and rear frame

QUICKIE 2



Endless Options Custom Fit

- Over 1,000 configurations
- Hemi frame
- Depth adjustable and angle adjustable back
- QUICKIE Xtender® Power Assist technology
- Additional features and more customized measurements
- Modular frame and additional interchangeable components adapt to your specific needs

Versatile Axle Plate

- The reversible axle plate allows for exceptional adjustability and options, with fewer parts.



Modern Technology and Lighter Weight

- Advanced aesthetics
- 7000 Series aerospace aluminum makes the re-designed crossbrace stronger and lighter
- Weight capacity 300 lbs
- Versatile axle plate
- Modern wheels, caster housing and upholstery

FOLDING



OUR SIMPLE
FOLDING
WHEELCHAIR
OPTION

QUICKIE 2 LITE

QUICKIE's Top Options

- Optional fixed front frame for superior folding performance
- Most popular options for armrest
- Performance handrims (Q-Grip/Surge)
- EXO upholstery

Contoured Modular Frame

- Overall standard weight as low as 23.5 lbs.
- Rounded rear frame
- Reduced side profile
- Subtle Q-gusset for added style

Integral Caster Housing

- The optional Q2 caster housing (standard on Q2 Lite)
- Durable and adjustable with sleek styling



QUICKIE HP Option

- "High Performance" for the most rigid ride from a folding frame
- Fixed front frame
- Wide range of seat widths and depths
- 0° to 7° of camber



FOLDING




QUICKIE QXi

LOW
MAINTENANCE
SIMPLICITY

QUICKIE QX

Fixed Axle Plate



QUICKIE QX Series



Durable Frame Design

- Ultra lightweight and durable folding frame with a 265 lb. weight capacity
- One-piece side frames reduce moving parts
- Three arm crossbrace sits inside frame for rigid ride



Simple Serviceability

Most adjustments can be made in less than one minute, using only one tool:

- Center-of-Gravity (axle plate)
- Seat-to-floor height
- Camber
- Axle spacing
- Back height

QUICKIE's Top Options

- Most popular armrests, wheels, tires, hangers, seat widths, and seat depths
- Hemi frame achieves 13" seat height with 5" casters

FOLDING



FIXED FRONT

THE LIGHTEST

Lightest folding wheelchair in its class*.
Open fixed front frame. Cool, clean
and streamlined design.

Weighs as low as 19.4 lbs.

QUICKIE XENON²


*Class is defined as: aluminum folding wheelchairs (North America).

**STRONG AND LIGHT**

Premium materials, like 7000 series aluminum and Shapeloc Technology, make the Xenon² strong and surprisingly light.

A unique cross-brace that fits inconspicuously under the seat gives a minimalistic, open-frame appearance.

The cleverly designed axle stem, combined with the unique cross-brace, provide the stiff, stable driving performance feel of a rigid frame.



LIGHTWEIGHT
FOLDING
& SUPERIOR
PERFORMANCE




HYBRID (DUAL TUBE) THE STRONGEST

No compromises in terms of rigidity.
Reinforced fixed front frame.
Maximum user weight 300 lbs.
Weighs as low as 20.9 lbs.



SWING-AWAY THE ALLROUNDER

Easy standing transfers in and out of your wheelchair. Reinforced frame with swing-away footrests. Most compact folded dimensions for easy portability by car.
Weighs as low as 22.7 lbs.



ADJUSTABILITY

- 1. Center of Gravity**
A more forward axle provides greater responsiveness, and a more rearward axle provides greater stability.
- 2. Backrest Angle**
The right back angle adjustment is important for your ergonomic posture.
- 3. Rear Seat Height**
Exactly as it should be—adjust the height to your personal need.




COLORED ACCENTS


Choose from FIVE different upholstery accents and SEVEN anodized caster colors.

JAY[®] Seating Selection


JAY CUSHIONS




Basic
E2601, E2602




Basic^{PRO}
E2601, E2602



GO[™]
E2603, E2604



Soft Combi[™] P
E2605, E2606



Lite
E2603, E2604,
E2607, E2608



Zip[™]
E2607



Easy[™]
E2607, E2608



Ion[™]
E2607, E2608



Union[™]
E2607, E2608



X2[™]
E2622



Fusion[™]
E2622, E2623



J2[™] Deep Contour
E2622, E2623,
E2624, E2625



J3[™]
E2622, E2623

JAY BACKS



Basic
E2611



GO[™]
E2611, E2612



Care[™]
E2615



Focus Point
E2620



J3 HV
E2613, E2615,
E2620



J3 Carbon Fiber
E2613



J3[™] PA
E2613, E2614



J3[™] PL
E2615



**J3[™] PD, PDL
& PDC**
E2620

To learn about customizing JAY seating products, visit the JAY Your Way product page on www.SunriseMedical.com.