



Pride Mobility Products Co.

5096 South Service Rd, Beamsville, ON, L0R 1B3

Phone: 888-570-1113 | Fax: 866-514-1303 | Email: productorders@pridemobility.com

Q6 Edge® 2.0 Order Form with Contoured and TRU-Balance Flex Seating

Account Number: _____ Date: _____
 Provider Name: _____
 Contact: _____
 Phone: _____ Fax: _____
 Email: _____
 PO Number: _____
 Marked for: _____
 Ship to Address: _____
 City: _____ Prov: _____ PC: _____



INTRODUCTION

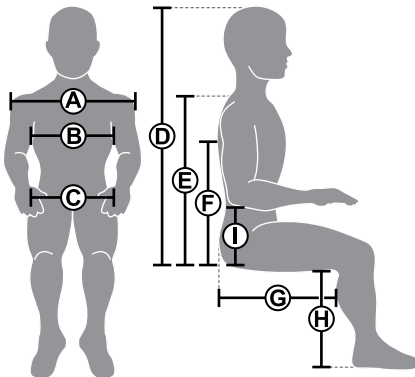
This form is interactive when viewed with [Adobe Acrobat Reader](#). Complete the form by placing checks in the desired boxes and provide information in the interactive fields. Buttons shown at the bottom of the form may be utilized to print or submit the order form through a desktop email application. To email via a web-based application, please 'Save As' and attach the PDF to your email.

This order form contains a large variety of options to fulfill various patient needs. Descriptions and section notes, such as optional or required, are included to help you complete your order. Other part numbers can be found on the quote acknowledgment after this order form is submitted. Please contact Quantum® Sales at 888-570-1113 if assistance is needed. Send the completed order form by fax (866-514-1303) or email (productorders@pridemobility.com). Incomplete forms may delay the quote or order. Customer service will contact you if the order is incomplete or if there are compatibility issues. If special order requests are needed, be sure that the Patient Information section is completed

All prices are MSRP. Prices, specifications, part numbers, and availability are subject to change without notice. Prices and part numbers as shown are only available when configured as a complete power chair. Please contact technical service for accurate parts ordering.

PATIENT INFORMATION

Weight: _____ Height: _____ A. Shoulder Width: _____ D. Max Sitting Height: _____ G. Thigh Depth: _____
 B. Chest Width: _____ E. Shoulder Height: _____ H. Lower Leg Length: _____
 C. Hip Width: _____ F. Axilla Height: _____ I. Elbow Height: _____



1. BASE MODEL

REQUIRED. Select a group 3 power base. 300 lb. weight capacity with standard 6mph programmable motors and 8 amp off board charger. Dimensions of base without legrests: 24"Wx35.5"L

Quantum Q6 Edge 2.0 3S-SS \$8,170
 Part: Q6 EDGE 2.0 ADP: WP0001254

2. BASE COLOR














REQUIRED. Select one shroud color. Colors shown here may differ from actual product depending on monitor/printer calibration used.

2.1. Match Colors

Match All Color Options to Selection Below

Part: N/A. Any subsequent color selections, if available, will be matched to color chosen below when the order is placed. Please note that some color selections, such as joystick armor, may have a MSRP.

2.2. Standard Shrouds

- | | | | |
|--|--|--|---|
|  Red Corvette
Part: DGN153201-PRD1 |  White Satin
Part: DGN153201-PWT2 |  Grey Street
Part: DGN153201-PSL3 |  Military Green
Part: DGN153201-PGN8 |
|  Electric Blue
Part: DGN153201-PBU9 |  Pretty in Pink
Part: DGN153201-PPK3 |  Midnight Blue
Part: DGN153201-PBU10 | To Be Determined
Part: N/A |
|  Back in Black
Part: DGN153201-PBK1 |  Evolution Orange
Part: DGN1801101-POR7 |  Lemon Crush
Part: DGN1801101-PYL4 | |
|  Night Train
Part: DGN153201-PBK3 |  Deep Purple
Part: DGN153201-PPR5 |  Green Machine
Part: DGN1801101-PGN11 | |

3. FENDER LIGHTS

Optional. Fender lights operate by pressing included single switch button. Fender lighting is not available with Single Actuator Control through Toggle Box.

- Switch Fender Lights** \$240*
Part: DGN154117
*Will be included at no charge with iLevel 12" Lift system.

4. FULL LIGHT PACKAGES

Optional. Requires Q-Logic 3 Joystick for Full Light Package. Select one available package below.

- Base Mounted, LED, Full Light Package** \$770
Part without iLevel: ELE1705999. Part with iLevel: ELE168643
Fender lights will be omitted with Base Mounted, LED, Full Light Package.
- Seat Mounted, LED, Full Light Package** \$770
Flex part: ELE131477.
Not available with contoured seating.



5. DRIVE MOTORS

REQUIRED.

- 6 mph Drive Motors Standard
Part: MOT147433
- Accu-Trac Motor Technology \$995
Part: MOT147881.
Requires Q-Logic 3 electronics. Delivers enhanced traction and tracking, especially with switched drive controls.

6. BASE MOUNTED FOOT PLATFORM

REQUIRED. May interfere with seat mounted legrests. Not available with center mount foot platforms.

- Base Mounted Foot Platform Standard
Part: FRMASMB16077
- Omit base mounted foot platform No Charge
Part: PTOINDV3674
- Bell Shaped, Base Mounted Foot Platform \$235
Part: RIGASMB7120041

7. BATTERIES

REQUIRED. The powerchair requires 2 batteries and will be installed if ordered.

- NF-22, Gel Cell, Interceptor Battery \$300 ea.
Part: BAT1704613.
- NF-22, Gel Cell, MK Battery \$400 ea.
Part: BATGEL1008.
- No batteries. Provider will assume responsibility of batteries.
Part: Configuration selection

8. WHEEL OPTIONS

REQUIRED. Select a type of drive wheels and accent color. Knobby tires increase overall base width by 1.5".

8.1. Drive Wheels

- 3"x14" Flat Free Black Tires Standard
Part: PTOINDV3525 (pair). Wheel color accent part: WHL1611297 x2
- 3"x14" Pneumatic Black Tires No Charge
Part: WHL150034 x2. Wheel color accent part: WHL1611296 x2
- 4"x14" Knobby, Flat Free Black Tires \$120
Part: WHL147601 x2
- 4"x14" Knobby, Pneumatic Black Tires \$120
Part: WHL147599 x2

Drive wheel section continued on following page.

8. WHEEL OPTIONS CONTINUED

8.2. Drive Wheel Accent Color

Optional. Sold in Pairs (parts below will be quantity of 2). Not available with knobby tires.

Match to Base Color

Part: Configuration selection, see specific part below

Non-matching Color

Part: Configuration selection, see specific part below

Back in Black..... \$42.50 ea. Part: DGN164245-PBK1 x2	Evolution Orange..... \$42.50 ea. Part: DGN164245-POR7 x2	Lemon Crush..... \$42.50 ea. Part: DGN164245-PYL4 x2
Red Corvette..... \$42.50 ea. Part: DGN164245-PRD1 x2	Night Train..... \$42.50 ea. Part: DGN164245-PBK3 x2	Green Machine \$42.50 ea. Part: DGN164245-PGN11 x2
Electric Blue \$42.50 ea. Part: DGN164245-PBU9 x2	Deep Purple \$42.50 ea. Part: DGN164245-PPR5 x2	Military Green \$42.50 ea. Part: DGN164245-PGN8 x2
White Satin..... \$42.50 ea. Part: DGN164245-PWH2 x2	Grey Street..... \$42.50 ea. Part: DGN164245-PSL3 x2	To Be Determined Follow-up required.
Pretty in Pink..... \$42.50 ea. Part: DGN164245-PPK3 x2	Midnight Blue \$42.50 ea. Part: DGN164245-PBU10 x2	

9. SEAT TOWERS/POWER ADJUSTABLE SEAT HEIGHT

REQUIRED. Select one option below.

9.1a. Contoured Power Base Seat Towers

Standard Seat Towers..... Standard
Part: Configuration selection, no part number

Extended Seat Towers..... No Charge
Part: MEC120301
Increases seat to floor height.

9.1b. Contoured Power Adjustable Seat Height

The seat to floor height will be increased. Lift/elevate will be operated through the joystick. Power elevating seat includes a 1/4 speed inhibit.

12" Power Lift for Captain Seat with iLevel..... \$2,495
Part: PTOINDV3857.

For use with K0857 base code. Must select Power Lift Captain Seat in contoured seat section. Includes armrests and lap belt. Available with swing away legrests or manually adjustable center mount foot platform.

10. ELECTRONICS

REQUIRED. Select a type of drive control from the following sections. The No Joystick option is used to omit the joystick and utilize another control, such as a specialty control at the end of this form or found on the [Alternative Controls and Electronics Order Form](#).

10.1a. Non-Expandable Controls

Select a joystick below or omit selection if another controller type is desired. Non-expandable does not allow supplementary drive controllers.

NE 4-Key Joystick.....Standard
Part: CTLDC1554
Available with Tilt Only through Toggle.

No Joystick, Setup for NE+ Joystick
Part: Configuration selection

NE+ 6-Key Joystick
Part: CTLDC1560
Control up to 2 actuators through Joystick.



10.1b. Expandable Controls - Quantum Intelligent Systems™

Select expandable controls or omit selection if another controller type is desired. Expandable controls allow multiple or specialized controllers.

1. Q-Logic 3 Joystick

Q-Logic 3 EX Joystick\$900
Part: CTL167724. ADP: WEX1

Q-Logic 3 EX Joystick for Full Lights\$900
Part: CTL167725. ADP: WEX1

No Joystick, Setup for Q-Logic
Part: Configuration selection.



Electronics section continued on following page.

10. ELECTRONICS CONTINUED

10.2. Q-Logic 3 Joystick Armor

REQUIRED with Q-Logic 3 Joystick selections above. Reference colors shown on page 2. *Night train joystick armor will be the black, soft touch.

Black, Soft Touch Part: DGN124307 Also matches Night Train shrouds.	Non-matching Armor Part: PTOINDV3422 Select color below	Match Armor to Base Color Standard Part: PTOINDV3421
Red Corvette Part: DGN124336-PRD1	Night Train See Black, Soft Touch	Evolution Orange Part: DGN124336-POR7
Electric Blue Part: DGN124336-PBU9	White Satin Part: DGN124336-PWH2	Midnight Blue Part: DGN124336-PBU10
Back in Black Part: DGN124336-PBK1	Pretty in Pink Part: DGN124336-PPK3	Lemon Crush Part: DGN124336-PYL4
	Grey Street Part: DGN124336-PSL3	Green Machine Part: DGN124336-PGN11
		Military Green Part: DGN124336-PGN8

11. JOYSTICK HANDLES

Optional. The NE/NE Plus Joysticks are standard with a carrot handle (See A in image). The optional handle will be mounted to the joystick and the standard handle will be shipped with the unit.

- | | |
|--|--|
| <input type="checkbox"/> Mushroom Handle (B) \$120
Part: ACCASMB1860. | <input type="checkbox"/> Extended I-Handle (G) \$140
Part: ACCASMB1857. |
| <input type="checkbox"/> Chin Cup (C) \$85
Part: ACCASMB186190 | <input type="checkbox"/> Bodypoint 3" Goal Post Handle \$180
Part: PLSKNCP1057. |
| <input type="checkbox"/> T-Bar (D) \$160
Part: ACCASMB1858. | <input type="checkbox"/> Bodypoint 4" Goal Post Handle \$180
Part: PLSKNCP1058. |
| <input type="checkbox"/> Medium Ball Handle (E) \$70
Part: ACCASMB1859. | |
| <input type="checkbox"/> Soft Ball Handle (F) \$120
Part: ACCASMB1856. | |




12. JOYSTICK MOUNTING BRACKETS

Optional. Select a mount to be used with a joystick selected in previous section.

Omit Joystick Mounting Bracket

12.1a. Fixed, In-line Joystick Bracket


- | | |
|--|--|
| <input type="checkbox"/> Fixed, In-line, Bracket Standard
Q-Logic Part: FRMASMB10617. NE/NE+ Part: FRMASMB12744 | |
| <input type="checkbox"/> Left Side Mount
Part: PTOINDV1225 | <input type="checkbox"/> Right Side Mount
Part: PTOINDV1226 |



12.1b. Swing-Away (Retractable) Joystick Bracket

Allows the joystick to retract to the side of the armrest while maintaining the same joystick orientation. "Inline bracket" is used with TRU-Balance 3 arms when the joystick is inline with armpad. "Inline bracket" will be offset 1" when used with tube style arms. Select "Offset Bracket" to have the joystick inline with armpad on tube style armrests.

- | | |
|--|---|
| <input type="checkbox"/> Swing-away, Inline, Left Side Mount \$265
Part: See XRef. ADP: WEPM | <input type="checkbox"/> Swing-away, 1" Offset, Left Side Mount \$265
Part: See XRef. ADP: WEPM |
| <input type="checkbox"/> Swing-away, Inline, Right Side Mount \$265
Part: See XRef. ADP: WEPM | <input type="checkbox"/> Swing-away, 1" Offset, Right Side Mount \$265
Part: See XRef. ADP: WEPM |

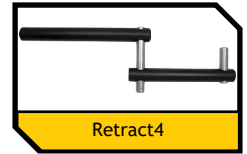


12.1c. Specialty Joystick Mounts

Select a bracket and side to mount it.

- Retract4 Mount** \$450
NE/NE+ Part: MEC138876. ADP: WEPM
Q-Logic Part: MEC138860. ADP: WEPM
Full 180° of movement that translates into multi-position use, straight, right offset, left offset, or fold away. Joystick orientation varies as bracket is adjusted.
- Multi-axis Mount** \$100
NE/NE+ Part: ACC142528. ADP: WEPM
Q-Logic Part: ACC131216. ADP: WEPM
SAJ Part: ACC142740. ADP: WEPM
Allows height adjustment of joystick.

- Stealth Swing-Away/Flip Down Bracket** \$300
NE/NE+ Part: ST-TWBM480QL-Q. ADP: WEPM
Q-Logic Part: ST-TWBM480QL-Q. ADP: WEPM
SAJ Part: ST-TWBM480CJ-Q. ADP: WEPM
Allows the joystick to pivot to side of armrest, or flip-down if bracket is adjusted.



Specialty Mount Side

- | | |
|---|--|
| <input type="checkbox"/> Left Side Mount
Part: PTOINDV1225 | <input type="checkbox"/> Right Side Mount
Part: PTOINDV1226 |
|---|--|

13. CONTOURED SEATING

Optional. Select only one seating system. Special order seat sizes can be requested by checking the seat type and writing in the seat size in the special order seat size.

13.1a. Captain Style Seating

1a. Comfort, Depth Adjustable, Height Adjustable, High Back with Limited Recline

Comfort seat, full length armrests must be selected with a depth adjustable high back. Includes 60" lap belt.

16"Wx16"-18"D No Charge 18"Wx18"-20"D No Charge 20"Wx18"-20"D No Charge
 Part: SET131843 Part: SET131844 Part: SET131845

1b. Depth Adjustable High Back with Limited Recline

Full length armrests must be selected with a depth adjustable high back.

18"Wx18"-20"D with 60" Lap Belt No Charge 22"Wx20"-22"D with 70" Lap Belt No Charge
 Part: SETASMB6895 Part: SETASMB6897

20"Wx18"-20"D with 60" Lap Belt No Charge
 Part: SETASMB6896

1c. Power Lift, Fold Flat Captain Seat

Only available with 12" power lift for captain seat with iLevel. Includes armrests and 60" lap belt.

16"Wx16"-18"D No Charge 18"Wx18"-20"D No Charge 20"Wx20"-22"D No Charge
 Part: SET1701577 Part: SET1701578 Part: SET1701579

1d. High Back with Limited Recline

16"Wx16"D No Charge 16"Wx22"D No Charge 20"Wx16"D No Charge
 Part: SETASMB2770 Part: SETASMB4887 Part: SETASMB2780

16"Wx18"D No Charge 18"Wx16"D No Charge 20"Wx22"D No Charge
 Part: SETASMB2771 Part: SETASMB2775 Part: SETASMB4889

16"Wx20"D No Charge 18"Wx22"D No Charge
 Part: SETASMB2772 Part: SETASMB4888

1e. Medium Back

16"Wx16" No Charge 16"Wx18" No Charge 18"Wx16" No Charge 18"Wx18" No Charge
 Part: SETASMB2488 Part: SETASMB2560 Part: SETASMB2159 Part: SETASMB2551

13.1b. Contoured Seat with Solid Seat Pan

1a. Comfort, Depth Adjustable, Height Adjustable, High Back with Limited Recline and Solid Seat Pan

Comfort Seat, full length armrests must be selected with a depth adjustable high back.

16"Wx16"-18"D with 60" Lap Belt No Charge 18"Wx18"-20"D with 60" Lap Belt No Charge
 Part: SET145814 Part: SET145815

1b. Power Lift, Fold Flat Contoured Seat with Solid Seat Pan

Only available with 12" Power Lift with iLevel. Includes armrests and 60" lap belt.

16"Wx16"-18"D No Charge 18"Wx18"-20"D No Charge 20"Wx20"-22"D No Charge
 Part: SET1701580 Part: SET1701581 Part: SET1701582

1c. High Back with Limited Recline and Solid Seat Pan

16"Wx16"D No Charge 18"Wx16"D No Charge 20"Wx16"D No Charge
 Part: SETASMB3178 Part: SETASMB3181 Part: SETASMB3183

16"Wx18"D No Charge 18"Wx18"D No Charge 20"Wx18"D No Charge
 Part: SETASMB3179 Part: SETASMB2848 Part: SETASMB3184

16"Wx20"D No Charge 18"Wx20"D No Charge 20"Wx20"D No Charge
 Part: SETASMB3180 Part: SETASMB3182 Part: SETASMB3185

16"Wx22"D No Charge 18"Wx22"D No Charge 20"Wx22"D No Charge
 Part: SETASMB5006 Part: SETASMB5007 Part: SETASMB5008

1d. Medium Back with Solid Seat Pan

16"Wx16" No Charge 16"Wx18" No Charge 18"Wx16" No Charge 18"Wx18" No Charge
 Part: SETASMB3112 Part: SETASMB3113 Part: SETASMB2492 Part: SETASMB3114

13.2. Occupied Transit, WC-19

WC-19 Occupied Transit Option for Contoured Seat \$400
 Part: KIT122609

Only available with Comfort, Depth Adjustable, Height Adjustable, High Back with Limited Recline. To determine if your chair is WC-19 compliant (occupied), please refer to this website: <http://wc-transportation-safety.umtri.umich.edu/crash-tested-product-lists/wheelchairs>

13.3. Seat to Floor Height

Required with any contoured seating selection.

Lowest Seat to Floor Middle Seat to Floor Highest Seat to Floor
 Part: PTOINDV3558 Part: PTOINDV3559 Part: PTOINDV3560
 Not available with Comfort high back seat.

13.4. Set Depth Selection for Comfort Seat

Required with Comfort Seat selection above.

14" Depth 16" Depth 18" Depth 20" Depth
 Part: SETDPTH1004 Part: SETDPTH1006 Part: SETDPTH1008 Part: SETDPTH1010

Contoured seating section continued on following page.

15. TRU-BALANCE FLEX SEATING SYSTEM

Optional. Seat width and depth can be adjusted in 1" increments from 15"W-22"W and 16"D-20"D. Maximum seat size 22"W x 20"D. **Not available with Q-Logic 3 electronics.**

15.1. TRU-Balance Flex Frame Selection

TRU-Balance Flex Seating System..... \$650
 Part: PTOINDV3853

15.2. TRU-Balance Flex Seat Dimension - Width

REQUIRED with TRU-Balance Flex seating. Maximum seat width is 22". Part number is SETWDTH plus number following # below.

15" W (#1005)	16" W (#1006)	17" W (#1007)	18" W (#1008)	19" W (#1009)	20" W (#1010)	21" W (#1011)	22" W (#1012)
------------------	------------------	------------------	------------------	------------------	------------------	------------------	------------------

15.3. TRU-Balance Flex Seat Dimension - Depth

REQUIRED with TRU-Balance Flex seating. Maximum seat depth is 20". Part number is SETDPTH plus number following # below.

15" D (#1005)	16" D (#1006)	17" D (#1007)	18" D (#1008)	19" D (#1009)	20" D (#1010)
------------------	------------------	------------------	------------------	------------------	------------------

15.4. TRU-Balance Flex Seat to Floor

REQUIRED with TRU-Balance Flex seating.

16.5" Part: PTOINDV3459	17.5" Part: PTOINDV3460	18.25" Part: PTOINDV3805
----------------------------	----------------------------	-----------------------------

15.5. TRU-Balance Flex Back Cane Selection

Angle Adjustable Back Cane.....\$195 Part: MEC140266	4" Mesomorph (2" per side) Back Cane..... \$205 Part: MEC1804739
Flip Forward Back Cane\$195 Part: MEC140272 Not available with oxygen holder, or cane mounted and cantilever armrests.	2" Endomorph (1" per side) Back Cane..... \$205 Part: MEC141455
2" Mesomorph (1" per side) Back Cane..... \$205 Part: MEC1804736	4" Endomorph (2" per side) Back Cane..... \$205 Part: MEC141456
	24"H Flip Forward Flex Cane..... Standard

15.6. TRU-Balance Flex Back Cane Height Selection

14" High Canes Part: FRMASMB15832	17" High Canes Part: FRMASMB15835	20" High Canes Part: FRMASMB15838	23" High Canes Part: FRMASMB15841
15" High Canes Part: FRMASMB15833	18" High Canes Part: FRMASMB15836	21" High Canes Part: FRMASMB15839	24" High Canes Part: FRMASMB15842
16" High Canes Part: FRMASMB15834	19" High Canes Part: FRMASMB15837	22" High Canes Part: FRMASMB15840	25" High Canes Part: FRMASMB15843

15.7. TRU-Balance Flex Back Options

REQUIRED with TRU-Balance Flex seating. See the back availability chart for stock order back size ranges. Other size backs may be available with special order and extended lead time. Select a back type and overall back height for configured part number.

1. Back Selection

Synergy Back Cushion..... \$940 Part: See XRef
Sport Back Cushion No Charge Part: See XRef
TRU-Comfort 2, 20" Width or less \$835 Part: See XRef.
Omit Back..... No Charge Part: PTOINDV1287

		Back Width								
		15"	16"	17"	18"	19"	20"	21"	22"	
Overall Height	16"	-	P	T	P	T	P	T	P	T
	17"	S	S	P	T	S	P	T	S	P
	18"	S	S	P	T	S	P	T	S	P
	19"	S	S	P	T	S	P	T	S	P
	20"	S	S	P	T	S	P	T	S	P
	21"	S	S	P	T	S	P	T	S	P
	22"	S	S	P	T	S	P	T	S	P
	23"	S	S	P	T	S	P	T	S	P
	24"	S	S	P	T	S	P	T	S	P
25"	S	S	P	T	S	P	T	S	P	

S Synergy Back
 P Sport Back
 T TRU-Comfort Back

TRU-Balance Flex Seat Back Availability Chart

2. TRU-Balance Flex Overall Back Height

Refer to the Synergy and TRU-Comfort back availability chart for stock order back size ranges. Parts: See XRef, configuration selection with back selection.

12" High Back	15" High Back	18" High Back	21" High Back	24" High Back
13" High Back	16" High Back	19" High Back	22" High Back	25" High Back
14" High Back	17" High Back	20" High Back	23" High Back	

TRU-Balance Flex seating section continued on following page.

15. TRU-BALANCE FLEX SEATING SYSTEM CONTINUED

15.8. TRU-Balance Flex Armrests

REQUIRED with TRU-Balance Flex seating. Left (L) and right (R) boxes may be checked to configure different size arms within one section arm type.

1a. TRU-Balance Flex Seat, Drop-In Armrests

Full Length, Drop-In Armrests..... No Charge
 L R Left part: ARM1803253. Right part: ARM156742

Desk Length, Drop-In Armrests No Charge
 L R Left part: ARM1803254. Right part: ARM156743

1b. Flip Back, Cane Mounted Armrests

May interfere with swing-away laterals.

Full Length, Flip Back Armrests (pair)..... No Charge
 L R Left part: FRMASMB7038. Right part: FRMASMB7039

Desk Length, Flip Back Armrests (pair) No Charge
 L R Left part: FRMASMB7040. Right part: FRMASMB7041

1c. Two-Post, Flip Back, Height Adjustable, Removable Armrests

Not available with a depth less than 16". Required with flip forward back and laptrays.

Full Length, Two-Post Armrests.....\$145 ea.
 L R Part: See XRef.

Desk Length, Two-Post Armrests\$145 ea.
 L R Part: See XRef.

1d. Single Post, Height Adjustable, Removable Armrests

Height adjustment from 11"-17" in half-inch increments.

Full Length, Single Post Armrests\$145 ea.
 L R Left part: FRMASMB8594. Right part: FRMASMB8595.

Desk Length, Single Post Armrests\$145 ea.
 L R Left part: FRMASMB8592. Right part: FRMASMB8593.

15.9. TRU-Balance Flex Armpads

REQUIRED with armrest selection above, except with drop-in armrests. Waterfall armpads may cause interference with the seat back. Armpads are configured as pairs.

1a. Straight Armpads

Straight, Full Length Left and Right No Charge
 Part: ARM134275

Straight, Desk Length Left, Full Length Right No Charge
 Part: ARM134275

Straight, Full Length Left, Desk Length Right No Charge
 Part: ARM134281

Straight, Desk Length Left and Right..... No Charge
 Part: ARM134254

1b. Waterfall Armpads

Waterfall, Full Length Left and Right..... No Charge
 Part: ARM134275

Waterfall, Desk Length Left, Full Length Right No Charge
 Part: ARM134275

Waterfall, Full Length Left, Desk Length Right No Charge
 Part: ARM134281

Waterfall, Desk Length Left and Right No Charge
 Part: ARM134254

1c. Falcon Gel Armpads

Falcon Gel, Full Length Left and Right \$300
 Part: ARM136438

Falcon Gel, Desk Length Left, Full Length Right..... \$250
 Part: ARM136439

Falcon Gel, Full Length Left, Desk Length Right..... \$250
 Part: ARM136442

Falcon Gel, Desk Length Left and Right \$200
 Part: ARM136437

16. HEADRESTS

Optional. Select a headrest pad and bracket. **Not available with contoured seating.**

16.1. Headrest Pads

16.1. Headrest Pads

Stealth 8" Comfort Plus (CP450)..... \$190
 Part: POS148484.

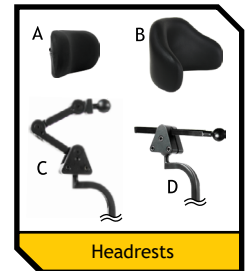
Stealth Small Contoured (9.75"Wx3"H).....\$80
 (STL-OTSM250)
 Part: SETHEAD1052.

Stealth 10" Comfort Plus (CP250)(A) \$190
 Part: SETHEAD1057.

Stealth Large Contoured (11"Wx6"H) (B)..... \$100
 (STL-OTLG150)
 Part: SETHEAD1053.

Stealth 14" Comfort Plus (CP150) \$190
 Part: INDPART2327.

Pediatric Comfort Plus (6"Wx4.5"H) \$190
 (CPN350)
 Part: SETHEAD1069.



16.2. Stealth Headrest Brackets

TWB Removable Headrest Bracket (TWB485-1) (C) \$255
 Part: FRMASMB15999.

Multi-Axis Removable Headrest Bracket (HMO475P) (D)..... \$200
 Part: HDWASMB1084.

17. LAP BELTS

REQUIRED except with select contoured seats with included lap belt. Select one lap belt below.

17.1a. Standard Lap Belts

- 38" Lap Belt** Part: ACCBELT1006
 50" Lap Belt Part: ACCBELT1000
 60" Lap Belt Part: ACCBELT1002
 70" Lap Belt Part: ACCBELT1003
 80" Lap Belt Part: ACCBELT1004
 90" Lap Belt Part: ACCBELT1001

17.1b. Optional Lap Belts

Not available with contoured or TRU-Balance Flex seating.

- | | |
|--|--|
| <p>Stealth Retractable Lap Belt (IFRB5350).....\$175
Part: ST-IFRB5350</p> <p>i-Fit 60" Single Pull, Push Button, Medium (7.5") Padded, 1.5" Belt (IFPB5213) \$65
Part: ST-IFPB5213-Q</p> <p>i-Fit 60" Single Pull, Push Button, Large Padded (9.5"), 2" Belt (IFPB5314) \$65
Part: ST-IFPB5314-Q</p> | <p>i-Fit 60" Single Pull, Push Button, Extra Large Padded (11.5"), 2" Belt (IFPB5315) \$65
Part: ST-IFPB5315-Q</p> <p>60" Sure-Lok Lap Belt (Non-retractable)..... \$200
Required with ISO 7176-19 Compliant Transit Option.
Part: ACCBELT1016</p> |
|--|--|

19. LEGRESTS CONTINUED

19.2. Center Mount Foot Platform

If power articulating foot platform is selected, be sure power legrest control has been selected in earlier section. Select legrest length in following section. **Not available with contoured seating.**



1. Foot Platform Assembly

Manually Adjustable Center Mount Foot Platform... \$265
 12"-16" width part: FRMASMB17944. 14"-18" width part: FRMASMB17945. 16"-20" width part: FRMASMB17946.
 HCPCS: K0040.

2. Lower Extension and Angle Adjustable Footplates

8"-12" Extension, 5"x6" Footplates
 Part: RIG152577
 Not available with power articulating platform.

10"-16" Extension, 5"x6" Footplates
 Part: RIG150206

13"-19" Extension, 5"x6" Footplates
 Part: RIG151505

8"-12" Extension, 5"x8" Footplates
 Part: RIG152578
 Not available with power articulating platform.

10"-16" Extension, 5"x8" Footplates
 Part: RIG150203

13"-19" Extension, 5"x8" Footplates
 Part: RIG151506

10"-16" Extension, 5"x11" Footplates
 Part: RIG150212

13"-19" Extension, 5"x11" Footplates
 Part: RIG151508

Center Mount Foot Platform Compatibility Matrix	Synergy Seat			<input checked="" type="checkbox"/> No interference issues at this seat-to-floor height. <input type="checkbox"/> May have less than 1.75" clearance when fully extended and may interfere with the ground or reduce obstacle climbing ability.
	Low	Medium	High	
10"-16" Length Extension	!	✓	✓	
13"-19" Length Extension	!	!	!	

3. Center Mount Calf Support

*Calf pads are standard with a power articulating foot platform. Select calf pads covers for additional charge. Calf pad and panel covers include 1/2" of soft visco foam.

Small Calf Pads (pair) 6"Wx6"H..... \$210*
 Part: RIGASMB7120018

Small Calf Panel 18"Wx8"H..... \$210
 Part: FRMASMB7110012

Large Calf Pads (pair) 8" taper to 6"Wx8"H..... \$210*
 Part: RIGASMB7120019

Large Calf Panel 24"Wx8"H \$265
 Part: RIG123824
 Only available on widths of 20" or greater.

4. Modular Footplate Extension Components

Optional. Assembly required. May require seating configuration adjustments to avoid front caster interference.

Width Extension for 8"D Footplates \$55
 Part: RIG152517

4" Outside Edge (pair) \$55
 Part: RIG152510
 Only available with 6"D footplates and 8"D footplate extension.

Width Extension for 11"D Footplates \$55
 Part: RIG152518

6" Outside Edge (pair) \$55
 Part: RIG152516
 Available with 8"D and 11"D footplates and 11"D footplate extension.

2" Bell-Shaped Length Extension \$55
 Part: RIG152519
 Not compatible with width extensions. Can be used with 6" outside edge with 11" footplates.

5. Additional Accessories

Reversed Dartex Calf Pad Cover (pair) \$150
 Small part: RIG133717. Large part: RIG133719

Wheel Bumpers (pair)..... \$15 ea.
 Part: WHLASMB1578 x2

Reversed Dartex Panel Cover (pair) \$150
 Small part: RIG134673. Large part: RIG134744

Footplate Connector \$55
 Part: RIGASMB7120023

Legrests section continued on following page.

19. LEGRESTS CONTINUED

19.4. Swing-Away Legrests

Select a legrest upper, a legrest extension, and type of footplate. Pair (P), left (L), and right (R) configurations are selected by checking the appropriate boxes. Select legrest length in following section.

1a. 60°-90° Swing-Away Legrest Uppers

Adjustable in 5° increments.

P L R 60°-90° Swing-Away Legrest..... \$142.50 ea.
 Pair part: RIG120062. Left: FRMASMB17558.
 Right: FRMASMB17559
 Not available with 11"-13" extensions.

P L R 60°-90° Swing-Away Legrest, Short \$142.50 ea.
 Pair part: RIG136481. Left: RIG132607.
 Right: RIG132609.
 For use only with 11"-13" lower extensions.

1b. 70° Swing-Away Legrest Uppers

Only available with occupied transit WC-19 selections. Sold only in pairs. Select lower extension and footplates as pairs.

70° Tapered, Swing-Away Legrest (pair) \$285
 Pair part: FRMASMB7843
 Not available with 11"-13" extensions.

70° Tapered, Swing-Away Legrest, Short (pair)..... \$285
 Pair part: FRMASMB8052
 For use only with 11"-13" lower extensions.

Swing-Away Legrest Compatibility Matrix	Contoured/Synergy Seat			
	Low	Medium	High	
Extruded, 13" - 16.5"	!	✓	✓	<input checked="" type="checkbox"/> This rigging configuration causes no interference issues at this seat-to-floor height.
Extruded, 15.5" - 19.5"	!	!	!	<input type="checkbox"/> This rigging configuration may have less than 1.75" clearance when fully extended and may interfere with the ground or reduce obstacle climbing ability.
Angle Adjustable, 13" - 16.5"	!	✓	✓	<input checked="" type="checkbox"/> This rigging configuration does not work with this seat-to-floor height.
Angle Adjustable, 15.5" - 19.5"	!	!	!	
Multi-Axis, 15.5" - 19.5"	!	!	!	

2. Lower Extension

P L R 11"-13" Length
 Part: See XRef
 N/A with Multi-axis.

P L R 11"-16.5" Length
 Part: See XRef
 N/A with Angle Adjustable.

P L R 13"-16.5" Length
 Part: See XRef
 N/A with Multi-Axis.

P L R 15.5"-19.5" Length
 Part: See XRef

3a. Extruded Footplate(s)

P L R 7.25"Wx6"D Extruded Footplate..... Standard
 Part pair: FRMASMB7847. Left: FRMASMB7861
 Right: FRMASMB7862

P L R 8.5"Wx6"D Extruded Footplate Standard
 Part pair: FRMASMB7848. Left: FRMASMB7863
 Right: FRMASMB7864
 May cause interference on seat widths less than 18."

3b. Angle Adjustable Footplate(s) with Heel Loops

¹The 6"x11" footplates may cause interference with seat widths less than 18". ²The 8"x11" footplates may cause interference with seat widths less than 20".

P L R 4"Wx6"D \$87.50 ea.
 Pair part: FRMASMB10564. Left: RIG133537. Right: RIG133560

P L R 6"Wx8"D¹ \$87.50 ea.
 Pair part: FRMASMB10567. Left: RIG133540. Right: RIG133563

P L R 5"Wx6"D..... \$87.50 ea.
 Pair part: FRMASMB10565. Left: RIG133538. Right: RIG133561

P L R 6"Wx11"D¹ \$87.50 ea.
 Pair part: FRMASMB10568. Left: RIG133541. Right: RIG133564

P L R 5"Wx8"D \$87.50 ea.
 Pair part: FRMASMB10566. Left: RIG133539. Right: RIG133562

P L R 8"Wx11"D² \$87.50 ea.
 Pair part: FRMASMB10569. Left: RIG133542. Right: RIG133565

3c. Multi-Axis Footplate(s) with Heel Loops

¹The 6"x11" footplates may cause interference with seat widths less than 18". ²The 8"x11" footplates may cause interference with seat widths less than 20".

P L R 4"Wx6"D \$260 ea.
 Pair part: FRMASMB9456. Left: RIG133531. Right: RIG133552

P L R 6"Wx8"D¹ \$260 ea.
 Pair part: FRMASMB9459. Left: RIG133534. Right: RIG133555

P L R 5"Wx6"D..... \$260 ea.
 Pair part: FRMASMB9457. Left: RIG133532. Right: RIG133553

P L R 6"Wx11"D¹ \$260 ea.
 Pair part: FRMASMB9460. Left: RIG133535. Right: RIG133558

P L R 5"Wx8"D \$260 ea.
 Pair part: FRMASMB9458. Left: RIG133533. Right: RIG133554

P L R 8"Wx11"D² \$260 ea.
 Pair part: FRMASMB9461. Left: RIG133536. Right: RIG133559

4. Swing-Away Legrest Accessories

Heel Loops (pair)..... \$35
 Part: FRMASMB7873.
 Standard on angle adjustable and multi-axis footplates.

Wheel Bumper \$15 ea.
 Part: See XRef

Gel Neoprene Footrest Sleeve (pair) \$130
 Part: INDPART2243. : K0108

Legrests section continued on following page.

19. LEGRESTS CONTINUED

19.5. Elevating Legrests

Select a legrest upper, a legrest extension, and type of footplate. Pair (P), left (L), and right (R) configurations are selected by checking the appropriate boxes. Select legrest length in following section.

1. Elevating Legrests Upper

P L R Elevating Legrest Assembly \$550 ea.
 Pair part: FRMASMB6483. Left: RIG138012
 Right: RIG138013
 Select lower extension and footplates

2. Lower Extension

P L R **11"-14" Length**
 Pair: FRMASMB4755
 Left: RIG138026
 Right: RIG138030
 For reinforced only

P L R **14"-17" Length**
 Pair: FRMASMB4756
 Left: RIG138033
 Right: RIG138035
 For reinforced only

P L R **12"-14.5" Length**
 Part: See XRef
 For angle adjustable only

P L R **14.5"-18" Length**
 Part: See XRef
 For angle adjustable only

Elevating Legrest Compatibility Matrix	Contoured/Synergy Seat		
	Low	Medium	High
Standard, 11"-14"	✓	✓	✓
Standard, 14"-17"	!	!	!
Angle Adjustable, 12"-14.5"	✓	✓	✓
Angle Adjustable, 14.5"-18"	!	!	!

✓ This rigging configuration causes no interference issues at this seat-to-floor height.

! This rigging configuration may have less than 1.75" clearance when fully extended and may interfere with the ground or reduce obstacle climbing ability.

3a. Reinforced Cast Footplate(s)

P L R **7.25"Wx6"D Reinforced Footplate**..... Standard
 Pair part: FRMASMB4748. Left: RIG138055. Right: RIG138056

P L R **8.5"Wx6"D Reinforced Footplate** Standard
 Pair part: FRMASMB4747. Left: RIG138060. Right: RIG138062
 May cause interference on seat widths less than 18."

3b. Angle Adjustable Footplate(s)

¹The 6"x11" footplates may cause interference with seat widths less than 18". ²The 8"x11" footplates may cause interference with seat widths less than 20". 4"x6" and 5"x6" footplates are only available in pairs.

P L R **4"Wx6"D** \$87.50 ea.
 Pair parts: FRMASMB8812 x2.

P L R **6"Wx8"D¹ Footplates with Heel Loops** \$87.50 ea.
 Pair part: FRMASMB4738. Left: RIG137793. Right: RIG137795

P L R **5"Wx6"D**..... \$87.50 ea.
 Pair parts: FRMASMB8811 x2.

P L R **6"Wx11"D¹ Footplates with Heel Loops** \$87.50 ea.
 Pair part: FRMASMB4741. Left: RIG137796. Right: RIG137797

P L R **5"Wx8"D Footplates with Heel Loops** \$87.50 ea.
 Pair part: FRMASMB4735. Left: RIG137791. Right: RIG137792

P L R **8"Wx11"D² Footplates with Heel Loops** \$87.50 ea.
 Pair part: FRMASMB4744. Left: RIG137798. Right: RIG137799

4. Elevating Legrest Accessories

Heel Loops (pair)..... \$35
 Part: FRMASMB7873

Wheel Bumper..... \$15 ea.
 Part: See XRef
 Available on angle adjustable footplates.

Falcon Gel Padded Knee Adductor Buttons (KBE) (pair)\$125
 Part: INDPART2242
 ^Please verify the appropriate billing code to be used for this item with all third-party payors.

20. SET LEGREST LENGTH

REQUIRED with matching left and right legrest configuration. All efforts will be made to accommodate legrest length selection, but minor changes may need to be made to meet shipping guidelines. Some adjustments may be needed upon receipt of the unit. Reference the section's compatibility matrix for legrest interference. Non-matching or individual legrest configurations lengths are not set by the manufacturer. The part number will be PTOINDV plus the number after # below.


7" L (#3470)	8.5" L (#3473)	10" L (#3476)	11.5" L (#3479)	13" L (#3482)	14.5" L (#3485)	16" L (#3488)	17.5" L (#3491)	19" L (#3494)	20.5" L (#3497)	22" L (#3669)
7.5" L (#3471)	9" L (#3474)	10.5" L (#3477)	12" L (#3480)	13.5" L (#3483)	15" L (#3486)	16.5" L (#3489)	18" L (#3492)	19.5" L (#3495)	21" L (#3498)	22.5" L (#3670)
8" L (#3472)	9.5" L (#3475)	11" L (#3478)	12.5" L (#3481)	14" L (#3484)	15.5" L (#3487)	17" L (#3490)	18.5" L (#3493)	20" L (#3496)	21.5" L (#3600)	

21. SEAT CUSHION

Stealth Simplicity G Cushion

General use cushion with Stealth Tek 2, 2-way stretch, breathable cover.


Simplicity G \$310-\$370



Stealth TRU-Comfort 2 SPP Cushion

Skin protection and positioning with Coolcore, 4-way stretch, breathable cover.


TRU-Comfort 2 SPP \$515-\$575



Stealth Spectrum Foam SPP Cushion

Skin protection and positioning with Coolcore, 4-way stretch, breathable cover. Includes urethane liner.


Spectrum Foam SPP \$580-\$630



Stealth Spectrum Gel SPP Cushion

Skin protection and positioning with Coolcore, 4-way stretch, breathable cover. Includes urethane liner.


Spectrum Gel SPP \$580-\$650



Stealth Solution SPP Cushion

Skin protection and positioning with Coolcore, 4-way stretch, breathable cover. Includes urethane liner.

Solution SPP \$580-\$645



Stealth Essence SPP Cushion

Skin protection and positioning with Coolcore, 4-way stretch, breathable cover.

Essence SPP \$545-\$705


Essence Plus SPP \$800



Stealth Glacial SP Cushion

Skin protection with Coolcore, 4-way stretch, breathable cover.

Glacial SP \$265-\$530



Stealth Premiere P Cushion

Positioning with Coolcore, 4-way stretch, breathable cover.


Premiere P \$585



Stealth Zen SP Cushion

Skin protection and positioning with Coolcore, 4-way stretch, breathable cover.

Zen SP \$455-\$765



21.2. Seat Cushion Dimensions

REQUIRED with cushion model selection. Select to match or pick non-matching dimensions. See respective cushion order form for available sizes.

Match Seat Width and Depth

Cushion Width

10" W 14" W 16" W 18" W 20" W 22" W
12" W 15" W 17" W 19" W 21" W

Cushion Depth

10" D 14" D 16" D 18" D 20" D 22" D
12" D 15" D 17" D 19" D 21" D

21.3. Seat Cushion Substitute/Add Fluid Proof Liners

Fluid Proof Urethane Liner \$45-\$50

Part: URL1709070-XXYY

Not available with Simplicity, Essence, or TRU-Comfort 2.

Fluid Proof Polyurethane Liner \$70

Part: PUL1709030-XXYY

Not available with Simplicity.

21.4. Seat Cushion Substitute Cover

The standard cover may be substituted by checking an option below. The "*"prefix" of the part number will be the part prefix of the cushion model selected above. For example, SPCGSPP-NBLK1816 will be an additional coolcore cover for a Spectrum Gel cushion.

Extra Stealth Tek 2 Cover \$90

Part: *prefix-TBLKXXYY

Not available with Simplicity, TRU-Comfort 2, Essence, or Premiere.

Extra Mesh Cover \$90

Part: *prefix-MBLKXXYY

Not available with Simplicity or TRU-Comfort 2.

22. ACCESSORIES

Optional. Multiple accessories can be mounted along the various tracks but some interference may occur. Accessories may need to be installed by the provider.

Contoured Seat Cup Holder \$20

Part: ACCASMB2287. Part with 12" lift: ACCASMB2288

Synergy/Flex Seat Cup Holder \$20

Part: ACCASMB2634

Not available on TRU-Balance Flex seating without two-post armrests.

Oxygen Holder for Contoured Seat \$110

Part: ACCASMB2292.

Oxygen Holder for Flex Seat \$110

Part: ACC125006

Walker Holder \$150

Contoured seat part: ACCASMB1912. Synergy/Flex part: FRMASMB7031

Cane/Crutch Holder \$195

Contoured seat part: ACCASMB2294. HCPCS: E2207

Synergy part: FRMASMB4822. Flex part: ACC152515.

Rear Basket \$99

Contoured seat part: ACCASMB1914

Synergy part: FRMASMB4821

Flag Holder \$125

Contoured seat part: ACCASMB1930

Synergy/Flex part: ACCASMB2415.

Saddle Bag \$15

Part: DWR1020D010

Quantum Backpack \$65

Part: ACC190585

Accessory Bar \$90

12"W-16"W part: MEC145955. 16"W-20"W part: MEC143975.

20"W-22"W part: MEC146018

Large, Black, Weather Cover \$240

Part: ACCCOVR1021