



Pride Mobility Products Co.

5096 South Service Rd, Beamsville, ON, L0R 1B3

Phone: 888-570-1113 | Fax: 866-514-1303 | Email: productorders@pridemobility.com

Q6 Edge® 2.0 Order Form with TRU-Balance® 3 Positioning

Account Number: _____ Date: _____

Provider Name: _____

Contact: _____

Phone: _____ Fax: _____

Email: _____

PO Number: _____

Marked for: _____

Ship to Address: _____

City: _____ Prov: _____ PC: _____



INTRODUCTION

This form is interactive when viewed with [Adobe Acrobat Reader](#). Complete the form by placing checks in the desired boxes and provide information in the interactive fields. Buttons shown at the bottom of the form may be utilized to print or submit the order form through a desktop email application. To email via a web-based application, please 'Save As' and attach the PDF to your email.

This order form contains a large variety of options to fulfill various patient needs. Descriptions and section notes, such as optional or required, are included to help you complete your order. Other part numbers can be found on the quote acknowledgment after this order form is submitted. Please contact Quantum® Sales at 888-570-1113 if assistance is needed. Send the completed order form by fax (866-514-1303) or email (productorders@pridemobility.com). Incomplete forms may delay the quote or order. Customer service will contact you if the order is incomplete or if there are compatibility issues. If special order requests are needed, be sure that the Patient Information section is completed

All prices are MSRP. Prices, specifications, part numbers, and availability are subject to change without notice. Prices and part numbers as shown are only available when configured as a complete power chair. Please contact technical service for accurate parts ordering.

Thank you for choosing Quantum!

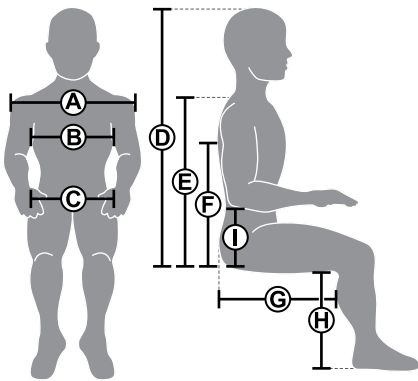
PATIENT INFORMATION

Weight: _____ Height: _____

A. Shoulder Width: _____ D. Max Sitting Height: _____ G. Thigh Depth: _____

B. Chest Width: _____ E. Shoulder Height: _____ H. Lower Leg Length: _____

C. Hip Width: _____ F. Axilla Height: _____ I. Elbow Height: _____



1. BASE MODEL

REQUIRED. 300 lb. weight capacity with standard 6 mph programmable motors and 8 amp off board charger. Dimensions of base without legrests: 24"Wx35.5"L

Quantum Q6 Edge 2.0..... \$8,170
Part: Q6 EDGE 2.0

2. DRIVE MOTORS

REQUIRED.

- 6 mph Drive Motors Standard
Part: MOT147433
- Accu-Trac Motor Technology \$995
Part: MOT147881. : K0108
Requires Q-Logic 3 electronics. Delivers enhanced traction and tracking, especially with switched drive controls.

3. BASE COLOR

REQUIRED. Select one shroud color. Colors shown here may differ from actual product depending on monitor/printer calibration used.

- | | | | |
|---|--|--|--|
| <input type="radio"/> Red Corvette
Part: DGN153201-PRD1 | <input type="radio"/> White Satin
Part: DGN153201-PWT2 | <input type="radio"/> Grey Street
Part: DGN153201-PSL3 | <input type="radio"/> Military Green
Part: DGN153201-PGN8 |
| <input type="radio"/> Electric Blue
Part: DGN153201-PBU9 | <input type="radio"/> Pretty in Pink
Part: DGN153201-PPK3 | <input type="radio"/> Midnight Blue
Part: DGN153201-PBU10 | |
| <input type="radio"/> Back in Black
Part: DGN153201-PBK1 | <input type="radio"/> Evolution Orange
Part: DGN153201-POR7 | <input type="radio"/> Lemon Crush
Part: DGN153201-PYL4 | |
| <input type="radio"/> Night Train
Part: DGN153201-PBK3 | <input type="radio"/> Deep Purple
Part: DGN153201-PPR5 | <input type="radio"/> Green Machine
Part: DGN153201-PGN11 | |

4. BASE MOUNTED LIGHTS

Optional. Select only one option. Seat Mounted, LED, Full Light Package option can be found later on this form.

4.1a. Fender Lights

Fender lights operate by pressing included single switch button. Fender lighting is not available with Single Actuator Control through Toggle Box.

- Switch Fender Lights (without iLevel 12" Lift System) \$240
Part: XRF000177
- Switch Fender Lights, Setup for iLevel 12" Lift System ... No Charge
Part: DGN154117

4.1b. Base Mounted Light

- Base Mounted, LED, Full Light Package \$770
Part: XRF000129
Requires Q-Logic 3 Joystick for Full Light Package.

5. QUANTUM BACKUP CAMERA

Optional. The backup camera may interfere with armrest mounted accessories such as media device holder.

- Quantum Backup Camera \$475
Part: MEC1910365
Requires Q-Logic 3 electronics.

1. Optional Mounting Bracket

- Backup Camera Headrest Bracket \$30
Part: MEC1910373
Works with .5" x .5" vertical supports only.



6. WHEEL OPTIONS

REQUIRED. Select a type of drive wheels and accent color. Knobby tires increase overall base width by 1.5".

6.1. Drive Wheels

- | | |
|---|--|
| 3"x14" Flat Free Black Tires (No Accent Color) Standard
Part: PTOINDV3525 (pair) | 3"x14" Pneumatic Black Tires (No Accent Color) No Charge
Part: WHL150034 x2 |
| 3"x14" Flat Free Black Tires for Wheel Accents No Charge
Part: WHL1611297 x2 | 3"x14" Pneumatic Black Tires for Wheel Accents No Charge
Part: WHL1611296 x2 |
| 4"x14" Knobby, Flat Free Black Tires (No Accent Color) \$120
Part: WHL1903913 x2 | 4"x14" Knobby, Pneumatic Black Tires (No Accent Color) \$120
Part: WHL147599 x2 |

6.2. Drive Wheel Accent Color

Optional. Sold in Pairs (parts below will be quantity of 2). Not available with knobby tires.

- | | | |
|--|---|---|
| Back in Black Accent Color \$42.50 ea.
Part: XRF000179 x2 | Deep Purple Accent Color \$42.50 ea.
Part: XRF000184 x2 | Lemon Crush Accent Color \$42.50 ea.
Part: XRF000189 x2 |
| Red Corvette Accent Color \$42.50 ea.
Part: XRF000180 x2 | Pretty in Pink Accent Color \$42.50 ea.
Part: XRF000185 x2 | Green Machine Accent Color \$42.50 ea.
Part: XRF000190 x2 |
| Night Train Accent Color \$42.50 ea.
Part: XRF000181 x2 | Evolution Orange Accent Color . \$42.50 ea.
Part: XRF000186 x2 | Military Green Accent Color \$42.50 ea.
Part: XRF000191 x2 |
| Grey Street Accent Color \$42.50 ea.
Part: XRF000182 x2 | Midnight Blue Accent Color \$42.50 ea.
Part: XRF000187 x2 | |
| White Satin Accent Color \$42.50 ea.
Part: XRF000183 x2 | Electric Blue Accent Color \$42.50 ea.
Part: XRF000188 x2 | |

7. BATTERIES

Optional. The powerchair requires 2 batteries and will be installed if ordered.

- NF-22, Gel Cell, Interceptor Battery \$300 ea.
Part: BAT1704613. : E2361
- NF-22, Gel Cell, MK Battery \$400 ea.
Part: BATGEL1008. : E2361

8. ELECTRONICS

REQUIRED. Select a type of drive control from the following sections. The No Joystick option is used to omit the joystick and utilize another control, such as a specialty control at the end of this form or found on the [Alternative Controls and Electronics Order Form](#).

8.1a. Non-Expandable Controls

Select a joystick below or omit selection if another controller type is desired. Non-expandable does not allow supplementary drive controllers.

NE 4-Key Joystick.....Standard
Part: CTLDC1554
Available with Tilt Only through Toggle.

NE+ 6-Key Joystick (1 Actuator)..... No Charge
Part: CTLDC1560
Control of one actuator through Joystick on single power base model (3SP-SS) only.

NE+ 6-Key Joystick (2 Actuators) No Charge
Part: XRF000001
Control up to 2 actuators through joystick.

NE+ 8-Key Joystick (2 Actuators) No Charge
Part: CTLDC1561
Control up to 2 actuators through joystick and full light package.

No Joystick, Setup for NE+ Joystick No Charge
Part: XRF000009



NE+ 6 Key Joystick

8.1b. Expandable Controls - Quantum Intelligent Systems™

Select expandable controls or omit selection if another controller type is desired. Expandable controls allow multiple or specialized controllers.

2. Q-Logic 3 Joystick

Q-Logic 3e Joystick\$620
Part: CTL1910600
Can operate full light package. Not available with alternative or specialty controls.

Q-Logic 3 EX Joystick.....\$900
Part: CTL167724

Q-Logic 3 EX Joystick for Full Lights\$900
Part: CTL167725

No Joystick, Setup for Q-Logic
Part: XRF000010



Q-Logic 3 EX Joystick

8.2. Q-Logic 3 Joystick Armor

REQUIRED with Q-Logic 3 EX Joystick selections above. Not available with Q-Logic 3e Joystick. Reference colors shown on page 2. *Night train joystick armor will be the black, soft touch.

Black, Soft Touch No Charge
Part: DGN124307
Also matches Night Train shrouds.

Non-matching Armor No Charge
Part: PTOINDV3422
Select color below

Match Armor to Base Color Standard
Part: PTOINDV3421

Red Corvette
Part: DGN124336-PRD1

Grey Street
Part: DGN124336-PSL3

Pretty in Pink
Part: DGN124336-PPK3

Electric Blue
Part: DGN124336-PBU9

Military Green
Part: DGN124336-PGN8

Back in Black
Part: DGN124336-PBK1

White Satin
Part: DGN124336-PWH2

Evolution Orange
Part: DGN124336-POR7

Lemon Crush
Part: DGN124336-PYL4

Night Train*
See Black, Soft Touch

Deep Purple
Part: DGN124336-PPR5

Midnight Blue
Part: DGN124336-PBU10

Green Machine
Part: DGN124336-PGN11

9. JOYSTICK HANDLES

Optional. The NE/NE Plus Joysticks are standard with a carrot handle (See A in image). The optional handle will be mounted to the joystick and the standard handle will be shipped with the unit.

Mushroom Handle (B) \$120
Part: ACCASMB1860.

Chin Cup (C)..... \$85
Part: ACCASMB186190

T-Bar (D) \$160
Part: ACCASMB1858.

Medium Ball Handle (E)..... \$70
Part: ACCASMB1859.

Soft Ball Handle (F)..... \$120
Part: ACCASMB1856.

Extended I-Handle (G) \$140
Part: ACCASMB1857.

Bodypoint 3" Goal Post Handle \$180
Part: PLSKNCP1057.

Bodypoint 4" Goal Post Handle \$180
Part: PLSKNCP1058.



Joystick Handles

10. JOYSTICK MOUNTING BRACKETS

Optional. Select a mount to be used with a joystick selected in previous section.

10.1a. Fixed, In-line Joystick Bracket

Fixed, In-line, Bracket for Q-Logic 3Standard
Part: FRMASMB10617

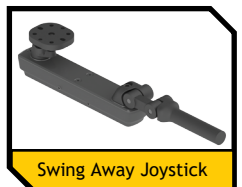
Fixed, In-line, Bracket for NE/NE+Standard
Part: FRMASMB12744

10.1.b. Swing-Away (Retractable) Joystick Bracket

Allows the joystick to retract to the side of the armrest while maintaining the same joystick orientation.

Swing-away, Q-Logic 3..... \$265
Part: ACC1908434. : E1028

Swing-away, NE/NE+..... \$265
Part: ACC1908437. : E1028



Swing Away Joystick

Joystick mounting brackets section continued on following page.

10. JOYSTICK MOUNTING BRACKETS CONTINUED

10.1c. Specialty Joystick Mounts

Select a bracket and side to mount it.

Retract4 Mount\$450
 Part: XRF000003. : E1028

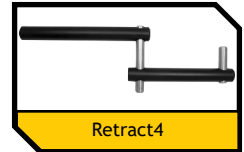
Full 180° of movement that translates into multi-position use, straight, right offset, left offset, or fold away. Joystick orientation varies as bracket is adjusted.

Multi-Axis Mount \$100
 Part: XRF000004

Allows height adjustment of joystick.

Stealth Swing-Away/Flip Down Bracket\$300
 Part: XRF000005. : E1028

Allows the joystick to pivot to side of armrest, or flip-down if bracket is adjusted.



10.2. Joystick Mount Location

Left Side Mount
 Part: PTOINDV1225

Right Side Mount
 Part: PTOINDV1226

11. TRU-BALANCE® 3 SEATING - QUANTUM INTELLIGENT SYSTEMS™

REQUIRED. Maximum seat size is 22"W x 22"D.

11.1. TRU-Balance 3 Configuration

TRU-Balance 3 Static Seat\$1,045
 Part: PTOINDV3442

20° of limited recline adjustment (-5/ +15) via gas strut within back cover.

TRU-Balance 3 Power Tilt Only\$6,245
 Part: PTOINDV3443. : E1002

50° Center of Gravity (CG) power tilt seating system.

TRU-Balance 3 Power Recline Only \$7,875
 Part: PTOINDV3444. : E1004

175° of power recline.

TRU-Balance 3 Power Tilt & Recline.....\$13,125
 Part: PTOINDV3446. : E1007

50° CG power tilt with 175° of power recline. Full drive lockout at 20°.

11.2. 12" Power Lift

Optional. Select one option below.

TRU-Balance 3, 12" Power Lift with iLevel®\$2,495
 Part: PTOINDV3773. : E2300

12" of scissor lift with iLevel® System. Not available with high speed motors or manual recline.



11.3. Occupied Transit Kit

Optional. The power base is standard with Unoccupied Transit Loops. 60" Sure-Lok Lap Belt is required with Occupied Transit Option. Only available with 16"-20" width and depth packages. To determine if your chair is WC-19 compliant (occupied), please refer to this website: <http://wc-transportation-safety.umtri.umich.edu/crash-tested-product-lists/wheelchairs>

WC-19 Occupied Transit Option..... \$400
 Part: KIT152047

11.4. Seat Dimension - Width

REQUIRED with seat selection. Maximum seat width is 22". Part number is SETWDTH plus number following # below. 12" Width is not available with 16" and 17" Depth. 13" and 15" widths are only available with non-matching back width.

12" W (#1002)	13" W (#1003)	14" W (#1004)	15" W (#1005)	16" W (#1006)	17" W (#1007)	18" W (#1008)	19" W (#1009)	20" W (#1010)	21" W (#1011)	22" W (#1012)
------------------	------------------	------------------	------------------	------------------	------------------	------------------	------------------	------------------	------------------	------------------

11.5. Seat Dimension - Width Package

REQUIRED with seat selection.

12"-16" Width Package
 Part: XRF000006

14"-16" Width Package
 Part: XRF000007

16"-20" Width Package
 Part: XRF000008

20"-24" Width Package
 Part: XRF000158
 Maximum width is 22".

11.6. Seat Dimension - Depth

REQUIRED with seat selection. Maximum seat depth is 22". Part number is SETDPTH plus number following # below.

12" D (#1002)	13" D (#1003)	14" D (#1004)	15" D (#1005)	16" D (#1006)	17" D (#1007)	18" D (#1008)	19" D (#1009)	20" D (#1010)	21" D (#1011)	22" D (#1012)
------------------	------------------	------------------	------------------	------------------	------------------	------------------	------------------	------------------	------------------	------------------

11.7. Seat Dimension - Depth Package

REQUIRED with seat selection.

12"-16" Depth Package
 Part: XRF000011

14"-16" Depth Package
 Part: XRF000012

16"-20" Depth Package
 Part: XRF000013

20"-24" Depth Package
 Part: XRF000159
 Maximum depth is 22".

11.8. Seat to Floor Height

REQUIRED. Select a seat to floor height compatible with the seat functions previously selected.

16.5" Seat to Floor
 Part: PTOINDV3459
 Not available with Power Tilt or Power Lift Configurations.

17.5" Seat to Floor
 Part: PTOINDV3460

18.5" Seat to Floor
 Part: PTOINDV3463

19.5" Seat to Floor
 Part: PTOINDV3505
 Not available with Static Seat or Power Recline only.

TRU-Balance 3 Seating section continued on following pages.

11. TRU-BALANCE 3 SEATING CONTINUED


11.9. Matching Seat Cushion

Optional. Specific cushion/component sizes available, part numbers, weight capacities, MSRP, and special order cushions can be found on the respective complete Stealth Cushion Order Forms. This section allows a quick selection of a single cushion that matches the seat pan width and depth. See specific order form for non-matching sizes, alternate covers and liners, or additional covers and liners.

Stealth Simplicity G Cushion

General use cushion with Stealth Tek 2, 2-way stretch, breathable cover.
Part series: ST-SIMGXXYY


Simplicity G, Matching Seat Size
Part: XRF000111



Stealth Spectrum Foam SPP Cushion

Skin protection and positioning with Coolcore, 4-way stretch, breathable cover. Includes urethane liner.
Part series: ST-SPCFSPXXYY


Spectrum Foam SPP, Matching Seat Size
Part: XRF000112



Stealth Solution SPP Cushion

Skin protection and positioning with Coolcore, 4-way stretch, breathable cover. Includes urethane liner.
Part series: ST-SOLSPPXXYY


Solution SPP, Matching Seat Size
Part: XRF000113



Stealth Glacial SP Cushion

Skin protection with Coolcore, 4-way stretch, breathable cover.
Part series: ST-GLSPXXYY


Glacial SP, Matching Seat Size
Part: XRF000114



Stealth Zen SP Cushion

Skin protection with Coolcore, 4-way stretch, breathable cover.
Part series: ST-ZENSPXXYY


Zen SP, Matching Seat Size
Part: XRF000115



Stealth TRU-Comfort 2 SPP Cushion

Skin protection and positioning with Coolcore, 4-way stretch, breathable cover.
Part series: ST-TC2SPPXXYY

TRU-Comfort 2 SPP, Matching Seat Size
Part: XRF000116



Stealth Spectrum Gel SPP Cushion

Skin protection and positioning with Coolcore, 4-way stretch, breathable cover. Includes urethane liner.
Part series: ST-SPCGSPPXXYY

Spectrum Gel SPP, Matching Seat Size
Part: XRF000117



Stealth Essence SPP Cushion

Skin protection and positioning with Coolcore, 4-way stretch, breathable cover.
Part series: ST-ESSSPPXXYY


Essence SPP, No Wedge, Matching Seat Size
Part: XRF000118

Essence SPP, Small Wedge, Matching Seat Size
Part: XRF000119

Essence SPP, Medium Wedge, Matching Seat Size
Part: XRF000120

Essence SPP, Large Wedge, Matching Seat Size
Part: XRF000121

Essence Plus SPP, Large Wedge, Matching Seat Size
Part: XRF000121



Stealth Premiere P Cushion

Positioning with Coolcore, 4-way stretch, breathable cover.
Part series: ST-PREMPXXYY

Premiere P, Matching Seat Size
Part: XRF000122



11.10. Back Type Selection

REQUIRED. Match a choice in this section with the options in the following back cushion configuration section.

Redesigned, Static Type Back \$735
Part: XRF000014

12" and 24" back width will use the TRU-Balance 3 Back assembly. Select a back cushion configuration in the subsequent section.

Back Cane Option Standard
Part: XRF000015

Available only with TRU-Balance 3 Static Seat and Power Tilt (1 actuator) selections. Select cane type, back cane height, and back cushion configuration below.

Redesigned, Flip Forward Back \$735
Part: XRF000016

12" and 24" back width will use the TRU-Balance 3 Back assembly. Available with Static Seat and Power Tilt (1 actuator). Only available with 2-post, flip back or pediatric armrests. Not available with 12"-14" width or with attendant manual recline. Select a back cushion type in the subsequent section.

11.11. Back Cane Selection (Back Cane Option Only)

REQUIRED when Back Cane Option is selected above. Select type and height of back canes.

1. Back Cane Type

Angle Adjustable Back Cane No Charge
Part: MEC140266

Flip Forward Back Cane No Charge
Part: XRF000273

2" Endomorph (1" per side) Back Cane No Charge
Part: XRF000269

4" Endomorph (2" per side) Back Cane No Charge
Part: XRF000271

2. Back Cane Height

16"H Cane
Part: FRMASMB15834

17"H Cane
Part: FRMASMB15835

20"H Cane
Part: FRMASMB15838

21"H Cane
Part: FRMASMB15839

24"H Cane
Part: FRMASMB15842

25"H Cane
Part: FRMASMB15843

11.12. Back Cushion Configuration

REQUIRED. Sport Back and TRU-Comfort Back selections up to 22" back width will be the Sport 4 or TRU-Comfort 4 back cushions. Sport back and TRU-Comfort back selections of 24" back width will be the Sport or TRU-Comfort 2 back cushions. Select a configuration type and applicable dimensions. See the Sport, Q-Back, and TRU-Comfort back availability chart for stock order back size ranges. Other size backs may be available with special order and extended lead time.

1a. Sport Back/Omit/After-Market Interface

Sport Back No Charge
Part: XRF000017
Complete following width package and size.

Omit Back Pan/Cushion No Charge
Part: PTOINDV1287
Select a following width package.

After-market Back Interface No Charge
Part: ST-SSAPT4-Q. Select a set width in following section, range of 12"-21". Overall seat depth may need to be adjusted to accommodate certain backs. May interfere with gel/waterfall armpads and arm through. Does not include brackets to mount after-market backs. A Special Order is required on back widths less than 16".

TRU-Balance 3 Seating section continued on following pages.

11. TRU-BALANCE 3 SEATING CONTINUED

1b. TRU-Comfort Back

TRU-Comfort Back (Back Spine/Recline), Up to 16" Width \$835
 Part: TC4V10W21W.
 Complete following width package and size.

TRU-Comfort Back, Back Cane Option, 16" to 20" Width..... \$1,035
 Part: TC4V10W21WBC.
 Complete following width package and size.

TRU-Comfort Back (Static/Flip Forward), 22" Width \$1,235
 Part: TC4V22W32W.
 Complete following width package and size.

TRU-Comfort Back, Back Cane Option, 22" Width \$835
 Part: TC4V22W32WBC.
 Complete following width package and size.

1c. ADI Back, AL Series, 4-Point, Active Contour

Available with Back Cane Option only. Select a back type and the specific overall back height in subsequent section. Previously selected back cane height must be equal to the greater of overall height range.

Active Contour, 14" Wide x 13" or 14" Overall Height \$865
 Part: ALBR14LA4.

Active Contour, 14" Wide x 16" or 17" Overall Height \$885
 Part: ALBR14MA4.

Active Contour, 16" Wide x 19" or 20" Overall Height \$905
 Part: ALBR16SA4.

Active Contour, 16" Wide x 21" or 22" Overall Height \$925
 Part: ALBR16TA4.

Active Contour, 16" Wide x 23" or 24" Overall Height \$945
 Part: ALBR16XA4.

Active Contour, 18" Wide x 19" or 20" Overall Height \$905
 Part: ALBR18SA4.

Active Contour, 18" Wide x 21" or 22" Overall Height \$925
 Part: ALBR18TA4.

Active Contour, 18" Wide x 23" or 24" Overall Height \$945
 Part: ALBR18XA4.

Active Contour, 20" Wide x 19" or 20" Overall Height \$905
 Part: ALBR20SA4.

Active Contour, 20" Wide x 21" or 22" Overall Height \$925
 Part: ALBR20TA4.

Active Contour, 20" Wide x 23" or 24" Overall Height \$945
 Part: ALBR20XA4.

1d. ADI Back, AL Series, 4-Point, Deep Contour

Available with Back Cane Option only. Select a back type and the specific overall back height in subsequent section. Previously selected back cane height must be equal to the greater of overall height range.

Deep Contour, 14" Wide x 13" or 14" Overall Height \$965
 Part: ALBR14LD4.

Deep Contour, 14" Wide x 16" or 17" Overall Height \$985
 Part: ALBR14MD4.

Deep Contour, 16" Wide x 19" or 20" Overall Height \$1,005
 Part: ALBR16SD4.

Deep Contour, 16" Wide x 21" or 22" Overall Height \$1,025
 Part: ALBR16TD4.

Deep Contour, 16" Wide x 23" or 24" Overall Height \$1,045
 Part: ALBR16XD4.

Deep Contour, 18" Wide x 19" or 20" Overall Height \$1,005
 Part: ALBR18SD4.

Deep Contour, 18" Wide x 21" or 22" Overall Height \$1,025
 Part: ALBR18TD4.

Deep Contour, 20" Wide x 19" or 20" Overall Height \$1,005
 Part: ALBR20SD4.

Deep Contour, 20" Wide x 21" or 22" Overall Height \$1,025
 Part: ALBR20TD4.

Deep Contour, 20" Wide x 23" or 24" Overall Height \$1,045
 Part: ALBR20XD4.

1e. ADI Back, AL Series, 4-Point, Extra Deep Contour

Available with Back Cane Option only. Select a back type and the specific overall back height in subsequent section. Previously selected back cane height must be equal to the greater of overall height range.

Extra Deep Contour, 16" Wide x 21" or 22" Overall Height \$1,125
 Part: ALBR16T64.

Extra Deep Contour, 16" Wide x 23" or 24" Overall Height \$1,145
 Part: ALBR16X64.

Extra Deep Contour, 18" Wide x 19" or 20" Overall Height \$1,105
 Part: ALBR18S64.

Extra Deep Contour, 18" Wide x 21" or 22" Overall Height \$1,125
 Part: ALBR18T64.

Extra Deep Contour, 18" Wide x 23" or 24" Overall Height \$1,145
 Part: ALBR18X64.

Extra Deep Contour, 20" Wide x 19" or 20" Overall Height \$1,105
 Part: ALBR20S64.

Extra Deep Contour, 20" Wide x 21" or 22" Overall Height \$1,125
 Part: ALBR20T64.

Extra Deep Contour, 20" Wide x 23" or 24" Overall Height \$1,145
 Part: ALBR20X64.

1f. Q-Back 2.0, AL Series, Active Contour

Not available with Back Cane Option. Select a back type and the specific overall back height in subsequent section.

Active Contour, 14"Wx19-20"H Tilt/22"-23" H Recline \$985
 Part: QB2AL14AS. E2613

Active Contour, 14"Wx21-22"H Tilt/24"-25" H Recline \$985
 Part: QB2AL14AT. E2613

Active Contour, 16"Wx19-20"H Tilt/22"-23" H Recline \$1,145
 Part: QB2AL16AS. E2613

Active Contour, 16"Wx21-22"H Tilt/24"-25" H Recline \$1,145
 Part: QB2AL16AT. E2613

Active Contour, 18"Wx19-20"H Tilt/22"-23" H Recline \$1,145
 Part: QB2AL18AS. E2613

Active Contour, 18"Wx21-22"H Tilt/24"-25" H Recline \$1,145
 Part: QB2AL18AT. E2613

Active Contour, 20"Wx19-20"H Tilt/22"-23" H Recline \$1,145
 Part: QB2AL20AS. E2613

Active Contour, 20"Wx21-22"H Tilt/24"-25" H Recline \$1,145
 Part: QB2AL20AT. E2613

TRU-Balance 3 Seating section continued on following pages.

11. TRU-BALANCE 3 SEATING CONTINUED

1g. Q-Back 2.0, AL Series, Deep Contour

Not available with Back Cane Option. Select a back type and the specific overall back height in subsequent section.

Deep Contour, 14"Wx19-20"H Tilt/22"-23" H Recline \$1,145 Part: QB2AL14DS.	Deep Contour, 18"Wx19-20"H Tilt/22"-23" H Recline \$1,325 Part: QB2AL18DS.
Deep Contour, 14"Wx21-22"H Tilt/24"-25" H Recline \$1,145 Part: QB2AL14DT.	Deep Contour, 18"Wx21-22"H Tilt/24"-25" H Recline \$1,325 Part: QB2AL18DT.
Deep Contour, 16"Wx19-20"H Tilt/22"-23" H Recline \$1,325 Part: QB2AL16DS.	Deep Contour, 20"Wx19-20"H Tilt/22"-23" H Recline \$1,325 Part: QB2AL20DS.
Deep Contour, 16"Wx21-22"H Tilt/24"-25" H Recline \$1,325 Part: QB2AL16DT.	Deep Contour, 20"Wx21-22"H Tilt/24"-25" H Recline \$1,325 Part: QB2AL20DT.

11.13. TRU-Balance 3 Back Shroud

REQUIRED. The back shroud is a feature of the TRU-Balance 3 seating system and is available in matching shroud colors. The back shroud is not available when Omit Back Pan/Cushion is selected. Reference colors shown on page 2.

Red Corvette Part: XRF000019	Grey Street Part: XRF000023	Pretty in Pink Part: XRF000027	Blue Jean Part: XRF000031	Sugar Plum Part: XRF000035
Cherry Bomb Part: XRF000020	White Satin Part: XRF000024	Evolution Orange Part: XRF000028	Lemon Crush Part: XRF000032	
Back in Black Part: XRF000021	Deep Purple Part: XRF000025	Midnight Blue Part: XRF000029	Green Machine Part: XRF000033	
Night Train Part: XRF000022	Raspberry Beret Part: XRF000026	Electric Blue Part: XRF000030	Military Green Part: XRF000034	

11.14. Lateral Positioning Wedge

Optional.

Lateral Positioning Wedge, pair \$30
Part: SET123465
Available with Sport and TRU-Comfort backs. Not available on power tilt backs 16"-17"H with limited adjustability on 18" H. Not available on power recline back 19"-20"H with limited adjustability on 21"H.

11.15. Back Width Package

REQUIRED except when Omit Back Pan/Cushion is selected. Available with +/-4" of seat width.

Match Seat Width Selections Part: PTOINDV3468	14"W-16"W Package Part: XRF000037	18"W-22"W Package Part: XRF000039
10"W-14"W Package Part: XRF000036	16"W-20"W Package Part: XRF000038	20"W-24"W Package Part: XRF000040

11.16. Back Width

REQUIRED except when Omit Back Pan/Cushion is selected. Available with +/-4" of seat width.

12" Back Width Part: PTOINDV3562	17" Back Width Part: PTOINDV3565	20" Back Width Part: PTOINDV3568	24" Back Width Part: PTOINDV3571
14" Back Width Part: PTOINDV3563	18" Back Width Part: PTOINDV3566	21" Back Width Part: PTOINDV3569	
16" Back Width Part: PTOINDV3564	19" Back Width Part: PTOINDV3567	22" Back Width Part: PTOINDV3570	

Overall Height	Back Type	Tilt or Static Width												Recline Width											
		12"	14"	15"	16"	17"	18"	19"	20"	21"	22"	24"	12"	14"	15"	16"	17"	18"	19"	20"	21"	22"	24"		
14"	T	-	-	-	-	-	-	-	-	-	-	-	-	-	-	-	-	-	-	-	-	-			
15"	T	-	-	-	-	-	-	-	-	-	-	-	-	-	-	-	-	-	-	-	-	-			
16"	S	S	T	ST	ST	ST	ST	ST	ST	ST	ST	ST	ST	ST	ST	ST	ST	ST	ST	ST	ST	ST			
17"	S	S	T	ST	ST	ST	ST	ST	ST	ST	ST	ST	ST	ST	ST	ST	ST	ST	ST	ST	ST	ST			
18"	-	S	T	ST	ST	ST	ST	ST	ST	ST	ST	ST	ST	ST	ST	ST	ST	ST	ST	ST	ST	ST			
19"	-	S	T	ST	SQT	ST	SQT	ST	SQT	ST	SQT	ST	S	ST	ST	ST	ST	ST	ST	ST	ST	S			
20"	-	S	T	ST	SQT	ST	SQT	ST	SQT	ST	S	ST	ST	ST	ST	ST	ST	ST	ST	ST	ST	S			
21"	-	S	T	ST	SQT	ST	SQT	ST	SQT	ST	ST	ST	-	S	ST	ST	ST	ST	ST	ST	ST	ST			
22"	-	S	T	ST	SQT	ST	SQT	ST	SQT	ST	ST	ST	-	S	ST	ST	ST	SQT	ST	SQT	ST	ST			
23"	-	S	T	ST	ST	ST	ST	ST	ST	ST	ST	ST	-	S	ST	ST	SQT	ST	SQT	ST	SQT	ST			
24"	-	S	T	ST	ST	ST	ST	ST	ST	ST	ST	ST	S	-	S	ST	ST	SQT	ST	SQT	ST	ST			
25"	-	S	T	ST	ST	ST	ST	ST	ST	ST	ST	ST	S	-	S	ST	ST	SQT	ST	SQT	ST	ST			
26"	-	S	T	ST	ST	ST	ST	ST	ST	ST	ST	ST	-	-	S	ST	ST	ST	ST	ST	ST	ST			
27"	-	S	T	ST	ST	ST	ST	ST	ST	ST	ST	ST	-	-	S	ST	ST	ST	ST	ST	ST	S			
28"	-	S	T	ST	ST	ST	ST	ST	ST	ST	ST	ST	-	-	S	ST	ST	ST	ST	ST	ST	S			
29"	-	S	T	ST	ST	ST	ST	ST	ST	ST	ST	ST	-	-	S	ST	ST	ST	ST	ST	ST	ST			
30"	-	-	-	-	-	-	-	-	-	-	-	-	-	-	S	ST	ST	ST	ST	ST	ST	ST			
31"	-	-	-	-	-	-	-	-	-	-	-	-	-	-	S	ST	ST	ST	ST	ST	ST	ST			
32"	-	-	-	-	-	-	-	-	-	-	-	-	-	-	S	ST	ST	ST	ST	ST	ST	ST			

Sport, Q-Back, and TRU-Comfort Back Availability Chart

TRU-Balance 3 Seating section continued on following pages.

11. TRU-BALANCE 3 SEATING CONTINUED

11.17. Overall Back Height

Static Seat and Power Tilt available height range: 14"-25"H. Odd heights include 4" gap and even heights include 3" gap between seat pan and bottom of back cushion. Power Recline available height range: 19"-28"H. Odd heights include 6" gap and even heights include 7" gap. See the Sport and TRU-Comfort back availability chart for stock order back size ranges.

14" Height Part: SETHGHT1027	17" Height Part: SETHGHT1030	20" Height Part: SETHGHT1033	23" Height Part: SETHGHT1036	26" Height Part: SETHGHT1039
15" Height Part: SETHGHT1028	18" Height Part: SETHGHT1031	21" Height Part: SETHGHT1034	24" Height Part: SETHGHT1037	27" Height Part: SETHGHT1040
16" Height Part: SETHGHT1029	19" Height Part: SETHGHT1032	22" Height Part: SETHGHT1035	25" Height Part: SETHGHT1038	28" Height Part: SETHGHT1041

11.18. Power Tilt Privacy Flap

Optional. A privacy flap is standard with power recline systems. This selection is to add a flap for power tilt only systems.

Privacy Flap, 9.75" \$40 Part: DWR1044E456B	Privacy Flap, 12.75" \$40 Part: DWR1044E456A
--	---

12. TRU-BALANCE 3 ARMRESTS

REQUIRED. Select the desired type of armrest below. Please read notes to ensure seating compatibility. Be sure to also select an armrest size and armpad type.

12.1a. Flip-Back, 8"-16" H Armrests

Choose a left and right armrest and set height in the following section. Not available with waterfall armpads. Not available with Back Cane Option.

<input type="checkbox"/> L <input type="checkbox"/> R Flip-Back, 8"-16"H Armrests \$145 ea. Left part: ARM1806662. Right part: ARM1806663
--

Armrest Support

Optional. Available up to 2" difference between seat and back width via endomorph or mesomorph configuration. Not available less than 16" width seat or back.

<input type="checkbox"/> L <input type="checkbox"/> R Flip-Back Armrest Downpost \$115 ea. Left part: XRF000265. Right part: XRF000266

12.1b. Two-Post, Flip-Back, Height Adjustable, Removable Armrests

Select a left and right armrest and set the left and right heights in the following section. These armrests may interfere with offset backs/ back canes. Not available with a depth less than 16". Required with flip forward back and lap trays.

<input type="checkbox"/> L <input type="checkbox"/> R Full Length, Two-Post Armrest \$145 ea. Left part: XRF000047. Right part: XRF000048	<input type="checkbox"/> L <input type="checkbox"/> R Desk Length, Two-Post Armrest \$145 ea. Left part: XRF000049. Right part: XRF000050
--	--

12.1c. Heavy Duty, Single Post, Height Adjustable, Removable Armrests

Select a type of HD removable armrests and the set height in the following section. Only one height package is selectable as a normal configuration. Payer coding, coverage, and bundling guidelines may apply.

8"-12"H, Single Post, Height Adjustable, Removable, \$130 ea. Heavy Duty (Sold in pairs) Part: XRF000055.	10"-14"H, Single Post, Height Adjustable, Removable, \$130 ea. Heavy Duty (Sold in pairs) Part: XRF000056.
---	--

12.2. Armrest Height

REQUIRED. Set left and right armrest height. Note the available height range in the option description.

1. Left Armrest Height

8" H PTOINDV3535	10" H PTOINDV3537	12" H PTOINDV3539	14" H PTOINDV3541	16" H PTOINDV3543
9" H PTOINDV3536	11" H PTOINDV3538	13" H PTOINDV3540	15" H PTOINDV3542	

2. Right Armrest Height

8" H PTOINDV3450	10" H PTOINDV3452	12" H PTOINDV3454	14" H PTOINDV3456	16" H PTOINDV3458
9" H PTOINDV3451	11" H PTOINDV3453	13" H PTOINDV3455	15" H PTOINDV3457	

12.3. Armrest Size

REQUIRED. Select a left (L) and right (R) armrest size. This also affects armpad selection.

<input type="checkbox"/> L <input type="checkbox"/> R 10" Length Left part: XRF000057. Right part: XRF000123	<input type="checkbox"/> L <input type="checkbox"/> R 14" Length Left part: XRF000058. Right part: XRF000124	<input type="checkbox"/> L <input type="checkbox"/> R 17" Length Left part: XRF000059. Right part: XRF000125 Only available with Flip-Back, 8"-16" H Armrests and straight arm pads.
---	---	--

TRU-Balance 3 Seating section continued on following page.

13. TRU-BALANCE 3 ARMPADS

REQUIRED. Please note that waterfall and gel armpads may cause interference with the seat back.

13.1a. Omit Armpad

Select one below if aftermarket armpads or handpads are required. See [Positioning Components Order Form](#).

- | | |
|---|--|
| No Armpad Selection..... No Charge
Part: XRF000060
Not available with Flip-back, 8"-16" H armrests. | Interface for Aftermarket Pad No Charge
Part: ARM1806928
Only available with Flip-back, 8"-16" armrests. |
|---|--|

13.1b. Foam Armpads

- | | |
|---|---|
| L R Straight, Armpad Standard
Left part: XRF000061. Right part: XRF000126 | L R Waterfall, Armpad No Charge
Left part: XRF000062. Right part: XRF000127
Not available with Flip-back, 8"-16" armrests. |
|---|---|

13.1c. Gel Armpads

Sold only in pairs. Armpads are 3" wide. Manufacturer part number for full length is 314G and desk length is 310G.

a. Falcon Gel Armpads for Flip-Back Armrests

- | | |
|--|--|
| Falcon Gel, Full Length Left and Right \$300
Part: ARM1806807 | Falcon Gel, Desk Length Left, Full Length Right..... \$300
Part: ARM1806810 |
| Falcon Gel, Full Length Left, Desk Length Right..... \$250
Part: ARM1806813 | Falcon Gel, Desk Length Left and Right \$250
Part: ARM1806806 |

b. Falcon Gel Armpads for Tube Style Armrests

- | | |
|---|---|
| Falcon Gel, Full Length Left and Right \$300
Part: ARM136438 | Falcon Gel, Desk Length Left, Full Length Right..... \$300
Part: ARM136439 |
| Falcon Gel, Full Length Left, Desk Length Right..... \$250
Part: ARM136442 | Falcon Gel, Desk Length Left and Right \$200
Part: ARM136437 |

14. TRU-BALANCE 3 ARMREST BRACKETS

14.1. Joystick Bracket

REQUIRED.

- | | |
|---|--|
| Standard Fixed Receiver Standard
Part: XRF000063 | Stealth Height Adjustable Receiver \$165
Part: XRF000064. : K0108 |
|---|--|



14.2. Side Track Accessory Bracket for Flip-Back Armrests

Optional. Only available with flip-back, 8"-16" H armrests. This adds a 47mm channel to the side of the armrest to allow mounting of accessories with t-nuts.

- | |
|--|
| Flip-Back Armrest, Side Track Accessory Bracket \$25
Part: MEC1809178 |
|--|

15. TRU-BALANCE 3 HEADRESTS

Optional. Select a headrest pad and bracket.

15.1a. Headrests, Comfort Plus with Cool Core

1. Headrest Pads

- | | |
|---|--|
| Stealth 8" Comfort Plus, Cool Core (CP08CCFPM) \$190
Part: ST-CP08CCFPM-Q. E0955 | Stealth 14" Comfort Plus, Cool Core (CP14CCFPM) \$190
Part: ST-CP14CCFPM-Q. E0955 |
| Stealth 10" Comfort Plus, Cool Core (CP10CCFPM)..... \$190
Part: ST-CP10CCFPM-Q. E0955 | Stealth 6", Comfort Plus, Cool Core (CP06CCFPM) \$190
Part: ST-CP06CCFPM-Q. E0955 |

2. Headrest Brackets

- | |
|---|
| Comfort Plus Headrest Mounting Bracket, UniLink.....\$255
Part: ST-UHB2D33200-Q. E1028 |
|---|

15.1b. Headrests, Comfort Plus and Stealth Contoured

1. Headrest Pads

- | | |
|--|--|
| Stealth 8" Comfort Plus (CP450)..... \$190
Part: POS148484. E0955 | Pediatric Comfort Plus (6"Wx4.5"H) (CPN350)..... \$190
Part: SETHEAD1069. E0955 |
| Stealth 10" Comfort Plus (CP250)..... \$190
Part: SETHEAD1057. E0955 | Stealth Small Contoured (9.75"Wx3"H) (STL-OTSM250)\$90
Part: SETHEAD1052. E0955 |
| Stealth 14" Comfort Plus (CP150) \$190
Part: INDPART2327. E0955 | Stealth Large Contoured (11"Wx6"H) (STL-OTLG150) \$100
Part: SETHEAD1053. E0955 |

2. Headrest Brackets

- | |
|---|
| Multi-Axis Removable Headrest Bracket (HMO475P) \$200
Part: HDWASMB1084. E1028 |
|---|

16. LAP BELTS

REQUIRED. Select a lap belt below.

16.1a. Standard Lap Belts

38" Lap Belt Part: ACCBELT1006	50" Lap Belt Part: ACCBELT1000	60" Lap Belt Part: ACCBELT1002	70" Lap Belt Part: ACCBELT1003	80" Lap Belt Part: ACCBELT1004	90" Lap Belt Part: ACCBELT1001
--	--	--	--	--	--

16.1b. Optional Lap Belts

Stealth Retractable Lap Belt (IFRB5350)\$175 Part: ST-IFRB5350	Stealth Positioning, 60" Single Pull, Push Button, Extra Large... \$65 Padded (11.5"), 2" Belt (IFPB5315) Part: ST-IFPB5315-Q
Stealth Positioning, 60" Single Pull, Push Button, Medium..... \$65 (7.5") Padded, 1.5" Belt (IFPB5213) Part: ST-IFPB5213-Q	60" Sure-Lok Lap Belt (Non-retractable)..... \$200 Required with ISO 7176-19 Compliant Transit Option. Part: ACCBELT1016
Stealth Positioning, 60" Single Pull, Push Button, Large \$65 Padded (9.5"), 2" Belt (IFPB5314) Part: ST-IFPB5314-Q	

17. TRU-BALANCE 3 LEGREST CONTROLS

Optional. Specific power legrest options are selected later in this form. Select the control type here, if power legrests are desired, to assist the selection of the power positioning electronics.

- Independent Legrests (adds 2 actuator control requirement) Part: XRF000108
- Articulating Foot Platform (adds 1 actuator control requirement) Part: XRF000110
- Combined Legrests (adds 2 actuator control requirement) Part: XRF000109

18. LEGRESTS

Optional. All efforts will be made to accommodate legrest length selection, but minor changes may need to be made to meet shipping guidelines. Some adjustments may be needed upon receipt of the unit. Reference the section's compatibility matrix for legrest interference.

18.1a. Base Mounted Foot Platform

May interfere with seat mounted legrests. Not available with center mount foot platforms.

Base Mounted Foot Platform Standard Part: FRMASMB16077	Omit base mounted foot platform No Charge Part: PTOINDV3674
Bell Shaped, Base Mounted Foot Platform \$235 Part: RIGASMB7120041	

18.1b. Center Mount Foot Platform

If power articulating foot platform is selected, be sure power legrest control has been selected in earlier section. Select legrest length in following section.

1. Foot Platform Assembly

Power Articulating Foot Platform\$3,145 Part: PTOINDV3754. E1012+K0040	Manually Adjustable Center Mount Foot Platform... \$265 Part: XRF000155. K0040
--	--

2. Lower Extension and Angle Adjustable Footplates

8"-12" Extension, 5"x6" Footplates Part: RIG152577 Not available with power articulating platform.	10"-16" Extension, 5"x6" Footplates Part: RIG150206	13"-19" Extension, 5"x6" Footplates Part: RIG151505
8"-12" Extension, 5"x8" Footplates Part: RIG152578 Not available with power articulating platform.	10"-16" Extension, 5"x8" Footplates Part: RIG150203	13"-19" Extension, 5"x8" Footplates Part: RIG151506
	10"-16" Extension, 5"x11" Footplates Part: RIG150212	13"-19" Extension, 5"x11" Footplates Part: RIG151508

Center Mount Foot Platform Compatibility Matrix for TRU-Balance® 3	Power Recline or Static Seat			Power Tilt			Power Lift		
	Low	Med.	High	Low	Med.	High	Low	Med.	High
10"-16" Length Extension	!	✓	✓	✓	✓	✓	✓	✓	✓
13"-19" Length Extension	!	!	!	!	!	!	!	!	✓

No interference issues at this seat-to-floor height.

May have less than 1.75" clearance when fully extended and may interfere with the ground or reduce obstacle climbing ability.

3a. Center Mount Calf Pads

Calf pads are standard with a power articulating foot platform.

Small Calf Pads, AFP Only, 6"Wx6"H (pair) Standard Part: RIGASMB7120018	Large Calf Pads, AFP Only, 8" taper to 6"Wx8"H (pair) ... No Charge Part: RIGASMB7120019
Small Calf Pads, Manually Adjustable Center Mount Only, \$210 6"Wx6"H (pair) Part: XRF000156	Large Calf Pads, Manually Adjustable Center Mount Only, \$210 8" taper to 6"Wx8"H (pair) Part: XRF000157

3b. Center Mount Calf Panel

Calf pads are standard with a power articulating foot platform.

Small Calf Panel 18"Wx8"H \$210 Part: FRMASMB7110012	Large Calf Panel 24"Wx8"H \$265 Part: RIG123824 Only available on widths of 20" or greater.
--	--

Legrests section continued on following page.

18. LEGRESTS CONTINUED

4. Modular Footplate Extension Components

Optional. Assembly required. May require seating configuration adjustments to avoid front caster interference.

- Width Extension for 8"D Footplates \$55
Part: RIG152517
- Width Extension for 11"D Footplates \$55
Part: RIG152518
- 2" Bell-Shaped Length Extension \$55
Part: RIG152519
Not compatible with width extensions. Can be used with 6" outside edge with 11" footplates.
- 4" Outside Edge (pair) \$55
Part: RIG152510
Only available with 6"D footplates and 8"D footplate extension.
- 6" Outside Edge (pair) \$55
Part: RIG152516
Available with 8"D and 11"D footplates and 11"D footplate extension.

5. Additional Accessories

- Small Reversed Dartex Calf Pad Cover (pair) \$150
Part: RIG133717
- Large Reversed Dartex Calf Pad Cover (pair) \$150
Part: RIG133719
- Small Reversed Dartex Panel Cover (pair) \$150
Part: RIG134673
- Large Reversed Dartex Panel Cover (pair) \$150
Part: RIG134744
- Footplate Connector \$55
Part: RIGASMB7120023

6. Stealth Gel Footplate Covers

- 5"x8" Tapered Gel Footplate Covers \$275
Part: ST-FPG5008T-Q, K0108
- 5"x11" Tapered Gel Footplate Covers \$275
Part: ST-FPG5011T-Q, K0108
- 6.5"x8" Tapered Gel Footplate Covers for Width Extension \$275
Part: ST-FPG6508T-Q, K0108
- 7"x11" Tapered Gel Footplate Cover for Width Extension \$275
Part: ST-FPG7011T-Q, K0108

18.1c. 70° Power Articulating, Swing Away Legrests

4" of articulating range. Be sure power legrest control has been selected in previous section. Select an upper extension type and footplate. Pair (P), left (L), and right (R) configurations are selected by checking the appropriate boxes. Select legrest length in following section.

1. Articulating Legrest Upper Assembly

- 70° Articulating, Swing-Away \$1,432.50 ea.
Legrest with 14.5"-18" Extension
Pair Part: FRMASMB9073. Left Part: FRMASMB9074.
Right Part: FRMASMB9075. : E1010+K0040+E0951
- 70° Articulating, Swing-Away \$1,432.50 ea.
Legrest with 11"-13" Extension
Pair Part: FRMASMB11444. Left Part: FRMASMB11366.
Right Part: FRMASMB11367. : E1010+K0040+E0951

2. Angle Adjustable Footplate(s) with Heel Loop and Wheel Bumper

¹The 6"x11" footplates may cause interference with seat widths less than 18". ²The 8"x11" footplates may cause interference with seat widths less than 20".

- 4"Wx6"D
Pair part: FRMASMB7448. Left part: RIG133543. Right part: RIG133566.
- 5"Wx6"D
Pair part: FRMASMB7449. Left part: RIG133544. Right part: RIG133567.
- 5"Wx8"D
Pair part: FRMASMB7450. Left part: RIG133545. Right part: RIG133568.
- 6"Wx8"D¹
Pair part: FRMASMB7451. Left part: RIG133547. Right part: RIG133569.
- 6"Wx11"D¹
Pair part: FRMASMB7452. Left part: RIG133548. Right part: RIG133570.
- 8"Wx11"D²
Pair part: FRMASMB7453. Left part: RIG133549. Right part: RIG133571.

70° Power Articulating, Swing-Away Legrest Compatibility Matrix	Power Recline or Static Seat			Power Tilt			Power Lift		
	Low	Med.	High	Low	Med.	High	Low	Med.	High
Angle Adjustable, 11"-13"	✓	✓	✓	✓	✓	✓	✓	✓	✓
Angle Adjustable, 14.5"-18"	!	!	!	!	!	!	!	!	!

This rigging configuration causes no interference issues at this seat-to-floor height.

This rigging configuration may have less than 1.75" clearance when fully extended and may interfere with the ground or reduce obstacle climbing ability.

18.1d. Swing-Away Legrests

Select a legrest upper, a legrest extension, and type of footplate. Pair (P), left (L), and right (R) configurations are selected by checking the appropriate boxes. Select legrest length in following section.

1a. 60°-90° Swing-Away Legrest Upper

- 60°-90° Swing-Away Legrest \$285
Pair part: RIG120062. Left: FRMASMB17558.
Right: FRMASMB17559
Not available with 11"-13" extensions.
- 60°-90° Swing-Away Legrest, Short \$285
Pair part: RIG136481. Left: RIG132607.
Right: RIG132609.
For use only with 11"-13" lower extensions.

Legrests section continued on following page.

18. LEGRESTS CONTINUED

2. Swing-Away Legrests Lower Extension

- | | |
|--|--|
| <p>11"-13" Length
 P L R Pair part: XRF000088.
 Left: XRF000089.
 Right: XRF000090.
 N/A with Multi-axis.</p> | <p>13"-16.5" Length
 P L R Pair part: XRF000094.
 Left: XRF000095.
 Right: XRF000096.
 N/A with Multi-Axis.</p> |
| <p>11"-16.5" Length
 P L R Pair part: XRF000091.
 Left: XRF000092.
 Right: XRF000093.
 N/A with Angle Adjustable.</p> | <p>15.5"-19.5" Length
 P L R Pair part: XRF000097.
 Left: XRF000098.
 Right: XRF000099.</p> |

60°-90° Swing-Away Legrest Compatibility Matrix	Power Recline or Static Seat			Power Tilt			Power Lift		
	Low	Med.	High	Low	Med.	High	Low	Med.	High
Extruded, 11"-16.5"	!	✓	✓	✓	✓	✓	✓	✓	✓
Extruded, 13"-16.5"	!	✓	✓	✓	✓	✓	✓	✓	✓
Extruded, 15.5"-19.5"	!	!	!	!	!	!	!	!	✓
Angle Adjustable, 13"-16.5"	!	✓	✓	✓	✓	✓	✓	✓	✓
Angle Adjustable, 15.5"-19.5"	!	!	!	!	!	!	!	!	✓
Multi-Axis, 11"-16.5"	!	✓	✓	✓	✓	✓	✓	✓	✓
Multi-Axis, 15.5"-19.5"	!	!	!	!	!	!	!	!	✓
11"-13" extension causes no interference at all seat-to-floor heights.									

- This rigging configuration causes no interference issues at this seat-to-floor height.
- This rigging configuration may have less than 1.75" clearance when fully extended and may interfere with the ground or reduce obstacle climbing ability.

3a. Swing-Away Legrests, Extruded Footplate(s)

- | | |
|--|--|
| <p>7.25"Wx6"D Extruded Footplate..... Standard
 P L R Part pair: FRMASMB7847. Left: FRMASMB7861
 Right: FRMASMB7862</p> | <p>8.5"Wx6"D Extruded Footplate Standard
 P L R Part pair: FRMASMB7848. Left: FRMASMB7863
 Right: FRMASMB7864
 May cause interference on seat widths less than 18."</p> |
|--|--|

3b. Swing-Away Legrests, Angle Adjustable Footplate(s) with Heel Loops

- ¹The 6"x11" footplates may cause interference with seat widths less than 18". ²The 8"x11" footplates may cause interference with seat widths less than 20".
- | | |
|---|--|
| <p>4"Wx6"D \$87.50 ea.
 P L R Pair part: FRMASMB10564. Left: RIG133537. Right: RIG133560</p> | <p>6"Wx8"D¹ \$87.50 ea.
 P L R Pair part: FRMASMB10567. Left: RIG133540. Right: RIG133563</p> |
| <p>5"Wx6"D..... \$87.50 ea.
 P L R Pair part: FRMASMB10565. Left: RIG133538. Right: RIG133561</p> | <p>6"Wx11"D¹ \$87.50 ea.
 P L R Pair part: FRMASMB10568. Left: RIG133541. Right: RIG133564</p> |
| <p>5"Wx8"D \$87.50 ea.
 P L R Pair part: FRMASMB10566. Left: RIG133539. Right: RIG133562</p> | <p>8"Wx11"D²..... \$87.50 ea.
 P L R Pair part: FRMASMB10569. Left: RIG133542. Right: RIG133565</p> |

3c. Swing-Away Legrests, Multi-Axis Footplate(s) with Heel Loops

- ¹The 6"x11" footplates may cause interference with seat widths less than 18". ²The 8"x11" footplates may cause interference with seat widths less than 20".
- | | |
|--|---|
| <p>4"Wx6"D \$260 ea.
 P L R Pair part: FRMASMB9456. Left: RIG133531. Right: RIG133552</p> | <p>6"Wx8"D¹ \$260 ea.
 P L R Pair part: FRMASMB9459. Left: RIG133534. Right: RIG133555</p> |
| <p>5"Wx6"D..... \$260 ea.
 P L R Pair part: FRMASMB9457. Left: RIG133532. Right: RIG133553</p> | <p>6"Wx11"D¹ \$260 ea.
 P L R Pair part: FRMASMB9460. Left: RIG133535. Right: RIG133558</p> |
| <p>5"Wx8"D \$260 ea.
 P L R Pair part: FRMASMB9458. Left: RIG133533. Right: RIG133554</p> | <p>8"Wx11"D² \$260 ea.
 P L R Pair part: FRMASMB9461. Left: RIG133536. Right: RIG133559</p> |

4. Swing-Away Legrest Accessories

- Gel Neoprene Footrest Sleeve (pair) \$130
 Part: INDPART2243. K0108

Legrests section continued on following page.

18. LEGRESTS CONTINUED

18.1e. Elevating Legrests

Select a legrest upper, a legrest extension, and type of footplate. Pair (P), left (L), and right (R) configurations are selected by checking the appropriate boxes. Select legrest length in following section.

1. Elevating Legrests Upper

P L R Elevating Legrest Assembly \$275 ea.
 Pair part: FRMASMB6483. Left: RIG138012
 Right: RIG138013. E0990
 Select lower extension and footplates

2. Lower Extension

<input type="checkbox"/> P <input type="checkbox"/> L <input type="checkbox"/> R	11"-14" Length Pair: FRMASMB4755 Left: RIG138026 Right: RIG138030 For reinforced only	<input type="checkbox"/> P <input type="checkbox"/> L <input type="checkbox"/> R	14"-17" Length Pair: FRMASMB4756 Left: RIG138033 Right: RIG138035 For reinforced only
<input type="checkbox"/> P <input type="checkbox"/> L <input type="checkbox"/> R	12"-14.5" Length Pair part: XRF000101. Left: XRF000102. Right: XRF000103. For angle adjustable only	<input type="checkbox"/> P <input type="checkbox"/> L <input type="checkbox"/> R	14.5"-18" Length Pair part: XRF000104. Left: XRF000105. Right: XRF000106 For angle adjustable only

3a. Reinforced Cast Footplate(s)

<input type="checkbox"/> P <input type="checkbox"/> L <input type="checkbox"/> R	7.25"Wx6"D Reinforced Footplate..... Standard Pair part: FRMASMB4748. Left: RIG138055. Right: RIG138056	<input type="checkbox"/> P <input type="checkbox"/> L <input type="checkbox"/> R	8.5"Wx6"D Reinforced Footplate Standard Pair part: FRMASMB4747. Left: RIG138060. Right: RIG138062 May cause interference on seat widths less than 18."
--	--	--	--

3b. Angle Adjustable Footplate(s)

¹The 6"x11" footplates may cause interference with seat widths less than 18". ²The 8"x11" footplates may cause interference with seat widths less than 20". 4"x6" and 5"x6" footplates are only available in pairs.

<input type="checkbox"/> P <input type="checkbox"/> L <input type="checkbox"/> R	4"Wx6"D \$87.50 ea. Pair parts: FRMASMB8812 x2.	<input type="checkbox"/> P <input type="checkbox"/> L <input type="checkbox"/> R	6"Wx8"D ¹ Footplates with Heel Loops \$87.50 ea. Pair part: FRMASMB4738. Left: RIG137793. Right: RIG137795
<input type="checkbox"/> P <input type="checkbox"/> L <input type="checkbox"/> R	5"Wx6"D..... \$87.50 ea. Pair parts: FRMASMB8811 x2.	<input type="checkbox"/> P <input type="checkbox"/> L <input type="checkbox"/> R	6"Wx11"D ¹ Footplates with Heel Loops \$87.50 ea. Pair part: FRMASMB4741. Left: RIG137796. Right: RIG137797
<input type="checkbox"/> P <input type="checkbox"/> L <input type="checkbox"/> R	5"Wx8"D Footplates with Heel Loops \$87.50 ea. Pair part: FRMASMB4735. Left: RIG137791. Right: RIG137792	<input type="checkbox"/> P <input type="checkbox"/> L <input type="checkbox"/> R	8"Wx11"D ² Footplates with Heel Loops \$87.50 ea. Pair part: FRMASMB4744. Left: RIG137798. Right: RIG137799

18.2. Legrest Accessories

Heel Loops (pair)..... \$35 Part: FRMASMB7873. : E0951 Standard on angle adjustable and multi axis footplates when noted.	Wheel Bumper..... \$15 ea. Part: XRF000100
---	---

19. SET LEGREST LENGTH

REQUIRED with matching left and right legrest configuration. All efforts will be made to accommodate legrest length selection, but minor changes may need to be made to meet shipping guidelines. Some adjustments may be needed upon receipt of the unit. Reference the section's compatibility matrix for legrest interference. Non-matching or individual legrest configurations lengths are not set by the manufacturer.

7" L (#3470)	8.5" L (#3473)	10" L (#3476)	11.5" L (#3479)	13" L (#3482)	14.5" L (#3485)	16" L (#3488)	17.5" L (#3491)	19" L (#3494)	20.5" L (#3497)	22" L (#3669)
7.5" L (#3471)	9" L (#3474)	10.5" L (#3477)	12" L (#3480)	13.5" L (#3483)	15" L (#3486)	16.5" L (#3489)	18" L (#3492)	19.5" L (#3495)	21" L (#3498)	22.5" L (#3670)
8" L (#3472)	9.5" L (#3475)	11" L (#3478)	12.5" L (#3481)	14" L (#3484)	15.5" L (#3487)	17" L (#3490)	18.5" L (#3493)	20" L (#3496)	21.5" L (#3600)	

20. TRU-BALANCE 3 POWER POSITIONING ELECTRONICS

REQUIRED with power seating or legrest options.

20.1a. Tilt Only through Toggle

Single Actuator Control, Power Tilt Only, Through Toggle (NE 4-Key Joystick Only)..... No Charge
 Part: ELE1905907
 Select toggle side. May require extended lead time when selected with Fender Lights.

1. Toggle Mount Side Selection

Left Side Toggle Part: PTOINDV1839	Right Side Toggle Part: PTOINDV1838
---------------------------------------	--

TRU-Balance 3 power positioning electronics section continued on following page.

Elevating Legrest Compatibility Matrix	Power Recline or Static Seat			Power Tilt			Power Lift		
	Low	Med.	High	Low	Med.	High	Low	Med.	High
Reinforced, 11"-14"	✓	✓	✓	✓	✓	✓	✓	✓	✓
Reinforced, 14"-17"	!	!	✓	!	✓	✓	✓	✓	✓
Angle Adjustable, 12"-14.5"	✓	✓	✓	✓	✓	✓	✓	✓	✓
Angle Adjustable, 14.5"-18"	!	!	!	!	!	✓	!	✓	✓

- This rigging configuration causes no interference issues at this seat-to-floor height.
- This rigging configuration may have less than 1.75" clearance when fully extended and may interfere with the ground or reduce obstacle climbing ability.

20. TRU-BALANCE 3 POWER POSITIONING ELECTRONICS CONTINUED

20.1b. NE+ 6 Key Controls through Joystick

Actuator Control Through NE+ Joystick No Charge
 Part: XRF000065.



21.1c. Q-Logic 3 Controls through Joystick

Single Actuator Through Q-Logic 3 No Charge
 Controller and Interface (AM1)
 Part: XRF000067.

Actuator Through Q-Logic 3 \$1,675
 Controller and Interface (AAM)
 Part: XRF000068.

1. Optional Switch Control

Not available with AM1 electronics. 4-Way switches will be mounted to same side of joystick.

4-Function Push Button.....\$225
 Part: CTL123218
 See next section for switch mounting.

4-Way Toggle.....\$575
 Part: ELEASMB5925

4-Way Button Toggle.....\$575
 Part: ELEASMB5926

iAccess Flat Button.....\$575
 Part: CTL144009
 See next section for switch mounting.

iAccess Toggle Button.....\$575
 Part: CTL144010
 See next section for switch mounting.

20.2. 4-Function Push Button/iAccess Mount

REQUIRED with 4-Function Push Button or iAccess options.

Joystick Mount No Charge
 Part: MEC1907500

Attendant Mount \$35
 Part: MEC1906564

Under Arm Mount, Flip-Back Armrest..... No Charge
 Part: MEC1906531

Under Arm Mount, Flip-Back Armrest, plus iAccess Guard \$35
 Part: MEC2001400

Under Arm Mount, Tube Style Armrest No Charge
 Part: MEC1906530

Under Arm Mount, Tube Style Armrest, plus iAccess Guard \$35
 Part: MEC2001401

1. Under Arm Mount Side Selection

Left Side Under Arm Mount
 Part: PTOINDV3678

Right Side Under Arm Mount
 Part: PTOINDV3679

21. TRU-BALANCE 3 ATTENDANT CONTROL

Optional. *Attendant control will be at no charge when ordered with Tilt and Recline. Mounting bracket is included.

Attendant Control \$950
 Part: XRF000078. E2331

22. SEAT MOUNTED LED LIGHTS

Optional. Requires NE+ 8 Key, Q-Logic 3 Joystick for Full Light Package, or Q-Logic 3e Joystick.

Seat Mounted, LED, Full Light Package \$770
 Part: XRF000130
 Not available with Base Mounted, LED, Full Light Package.

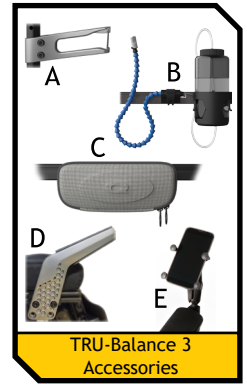


23. ACCESSORIES

Optional. Multiple accessories can be mounted along the various tracks but some interference may occur.

- TRU-Balance 3 Cane/Crutch Holder \$100
Part: ACC152515
- Quantum Backpack \$200
Part: ACC1905853
- TRU-Balance 3 Transfer Handle (D) \$305.
Part: MEC1809930. E0705
Not available with Heavy Duty armrests.
- TRU-Balance 3 Cup Holder \$20
Part: ACC125003
For use with TRU-Balance 3 (track style) armrests.
- Cup Holder (Tube-style Armrest)..... \$20
Part: ACCASMB2634
For use with tube-style armrests.
- TRU-Balance 3 Personal Item Hook \$20
Part: ACC125008
Not available with back cane option.
- TRU-Balance 3 Reflector Kit..... \$35
Part: ACC124670
- TRU-Balance 3 Backpack Holder (Pair) (A) \$42
Part: ACC147774
Not available with back cane option.
- TRU-Balance 3 Front Mounted \$95
Cell Phone/ Media Holder, X-Grip (E)
Part: ACC155835
Not available with Heavy Duty armrests.
- TRU-Balance 3 Rear View Mirror \$35
Part: ACC155833
Not available with Heavy Duty armrests or 2-post.
- TRU-Balance 3 Oxygen Holder \$110
Part: ACC125006. E2208
Includes accessory bar, a credit will be applied PTOIN-DV3769.
- TRU-Balance 3 Clothing Guard (Pair) \$275
Part: ACC125007

- Not available with Heavy Duty armrests.
- TRU-Balance 3 Glove Box (C) \$85
Part: ACC125011
- Stealth Large Tablet Holder \$565
Part: ACC141818
Not available with Heavy Duty armrests.
- Trilogy Vent Tray \$420
Part: ACC136791.
Includes accessory bar, a credit will be applied PTOIN-DV3769. Contact custom for models other than 100 and 200.
- Compact Vent Tray \$1,395
Part: ACC133889. E1029
- Push Handles (pair) \$140
Part: ACC2005027
Not available with oxygen holder, back cane option, or vent tray. Required with attendant manual recline.
- Accessory Bar \$90
Part: ACC1909634
Horizontal rail attached to rear of seat. Standard with the Trilogy vent tray and oxygen holder. Not available with back cane option.
- Large, Black, Weather Cover \$240
Part: ACCCOVR1021
- Q-Logic EX/NE Programmer \$625
Part: ELEASMB6976



25. POSITIONING COMPONENTS

Optional. More options are available on the [Positioning Components Order Form](#).

25.1. Stealth Thoracic Laterals

Swing-away laterals may interfere with TRU-Balance 3 armrests and 2-post, flip up armrests. These laterals are not available with the back cane option.

1. Bracket

- Swing-away, UniLink, Redesign Back, pair (ULS4042000-Q).... \$590
Part: ST-ULS4042000-Q. E1028
Only available with Redesign back assemblies.

- Swing-away, Rail Mounts, pair (TWBTLTC) \$590
Part: INDPART2677. E1028
Not available with Redesign back assemblies.

2. Pads

- Curved Pads, 3"x5", pair (TWBL3X5)..... \$140
Part: INDPART2663. E0956
- Curved Pads, 4"x6", pair (TWBL4X6)..... \$140
Part: INDPART2664. E0956

- Flat Pads, 3"x5", pair (TWBLP3X5) \$140
Part: INDPART2676. E0956
- Flat Pads, 4"x6", pair (TWBLP4X6) \$140
Part: INDPART2675. E0956

3. Installation

- | | |
|---------------------------------------|-------------------------------------|
| Install Laterals
Part: PTOINDV3499 | Do Not Install
Part: PTOINDV3500 |
|---------------------------------------|-------------------------------------|

Positioning components section continued on following page.

25. POSITIONING COMPONENTS CONTINUED

25.2. Stealth UniLink Pelvic/Thigh Guide

1. UniLink Pelvic/Thigh Hardware

UniLink, 5" Height Adjustable, \$320 ea.
 Removable Mounting Hardware
 QTY Part: ST-UTTP5-Q

UniLink, 7" Height Adjustable, \$320 ea.
 Removable Mounting Hardware
 QTY Part: ST-UTTP7-Q

2. UniLink Pelvic/Thigh Pads

^Please verify the appropriate billing code to be used for this item with all third-party payors.

UniLink, 4" x 4" Pad \$125 ea.
 Part: ST-UTP544056100-Q
 QTY

UniLink, 4" x 12" Pad \$165 ea.
 Part: ST-UTP54D056100-Q
 QTY

UniLink, 4" x 8" Pad..... \$135 ea.
 Part: ST-UTP548056100-Q
 QTY



3. UniLink Pelvic/Thigh Additional Links

UniLink, 1.5" Link \$40 ea.
 Part: ST-UIL001150A000-Q
 QTY

UniLink, 2" Link..... \$40 ea.
 Part: ST-UIL001200A000-Q
 QTY

4. UniLink Pelvic/Thigh Guide Installation

Install on Left
 Part: PTOINDV3585

Install on Right
 Part: PTOINDV3586

Do Not Install
 Part: PTOINDV3719

25.3. Stealth Pelvic/Thigh Guides

Pelvic/thigh guides may interfere with the joystick receiver block and down posts. Please provide quantity next to check box.

1. Pelvic/Thigh Guide Bracket

Flip Down Bracket (TWBTLADD-HW) \$300 ea.
 Part: INDPART2804. : E1028
 QTY

Flip Down with LEFT Full Surface Contact \$400 ea.
 Feature (TWBADD-L & LPHW407)
 Part: POS140428.

Removable Bracket (LP430)..... \$330 ea.
 Part: INDPART2805. : E1028
 QTY

Flip Down with RIGHT Full Surface Contact..... \$400 ea.
 Feature (TWBADD-R & LPHW407)
 Part: POS140429.

Removable Bracket with 1" Offset (LP430 & LHW-121)... \$430 ea.
 Part: INDPART2854. : E1028
 QTY

2. Pelvic/Thigh Guide Adapter

2" Height Adapter Plate (LHW-122).....\$40
 Part: INDPART2821.
 Height adapter is needed with TRU-Comfort seat cushions. Not available with the flip down bracket.

2 1/4" Adapter Plate (LHW-129)\$40
 Part: POS140430.
 Only available with the flip down full surface bracket.

3. Pelvic/Thigh Guide Pad

Short Pad, 4"x4" (TWBADD-4X4)..... \$70 ea.
 Part: INDPART2801.
 QTY

Long Pad, 4"x12" (TWBADD-4X12) \$70 ea.
 Part: INDPART2803.
 QTY

Medium Pad, 4"x8" (TWBADD-4X8)..... \$70 ea.
 Part: INDPART2802.
 QTY

4. Pelvic/Thigh Guide Installation

Install on Left
 Part: PTOINDV3585

Install on Right
 Part: PTOINDV3586

Do Not Install
 Part: PTOINDV3719

25.4. Stealth Positioning Chest Harness

Upper Classic, Medium (IFPS1103) \$190 ea.
 Part: ST-IFPS1103-Q.

Upper Contour, Medium (IFPS2103)..... \$190 ea.
 Part: ST-IFPS2103-Q.

Upper Classic, Large (IFPS1104) \$190 ea.
 Part: ST-IFPS1104-Q.

Upper Contour, Large (IFPS2104) \$190 ea.
 Part: ST-IFPS2104-Q.



25.5. Stealth Positioning Chest Straps

Chest Strap, Medium w/ Belt Anchor \$120 ea.
 (IFCS4113)
 Part: ST-IFCS4113-Q.

Chest Strap, Large w/ Belt Anchor \$120 ea.
 (IFCS4114)
 Part: ST-IFCS4114-Q.



25.6. Stealth Swing-Away Headrest Mounts

These swing-away headrest mounts are only available with the Stealth Comfort Series headrests. The 1" ball kit must be selected to mount the facial lateral to the headrest bracket. Also select a facial pad(s) with the facial lateral(s).

1. Facial Lateral Hardware

Facial Lateral for Comfort Series..... \$430 ea.
 Right Side (CPS9-R-HW)
 Part: INDPART2647.

Facial Laterals for Comfort Series \$430 ea.
 Left and Right Side (CPS9-B-HW)
 Part: INDPART2649.

Facial Lateral for Comfort Series..... \$430 ea.
 Left Side (CPS9-L-HW)
 Part: INDPART2648.




Positioning components section continued on following page.

25. POSITIONING COMPONENTS CONTINUED

2. Facial Lateral Pads and Accessories

- 1" Ball Kit for Facial Laterals (TWB-1BK) (D) \$100
Part: POS150532
Required with facial laterals to mount to comfort headrest brackets.
- _____ QTY Egg Switch Mount (ESM) (A) \$70 ea.
Part: INDPART2815
- _____ QTY Figure 8 Bracket with 13" Rod \$315 ea.
and Egg Switch Mount (B)
Part: ST-F8675-13-Q

- _____ QTY Facial Pad, 4"x2" (900-Q)..... \$70 ea.
Part: ST-900-Q : K0108
- _____ QTY Facial Pad, 6"x2" (920-Q)..... \$70 ea.
Part: ST-920-Q : K0108
- _____ QTY Swing-Away Joystick Mount, 18" Rod (C) \$295 ea.
Part: ST-SUS18-Q
Allows mounting of facial pads and attaches to the headrest




25.7. Stealth Elbow Support

1. Elbow Support Bracket

- Left, Swing-Away, Elbow Support \$230 ea.
Bracket Tube Style Arms (ARMS-ES-L)
Part: POS124064.
- Left, Fixed, Elbow Support Bracket for..... \$230 ea.
Flip-Back Armrests with Downpost (ARMS-ESFTB3-L)
Part: POS133465
- Left, UniLink, Fixed, Elbow Support Bracket .. \$360 ea.
for Flip-Back, 8"-16"H Armrests (UETB4021FL-Q)
Part: ST-UETB4021FL-Q

- Right, Swing-Away, Elbow Support..... \$230 ea.
Bracket Tube Style Arms (ARMS-ES-R)
Part: POS124066.
- Right, Fixed, Elbow Support Bracket for \$230 ea.
Flip-Back Armrests with Downpost (ARMS-ESFTB3-R)
Part: POS133466
- Right, UniLink, Fixed, Elbow Support Bracket . \$360 ea.
for Flip-Back, 8"-16"H Armrest (UETB4021FR-Q)
Part: ST-UETB4021FR-Q



2. Elbow Support Pad

- _____ QTY 3"Wx3"H Elbow Pad (ARMS-ES-3X3) \$70 ea.
Part: POS124065. : K0108

- _____ QTY 4"Wx4"H Elbow Pad (ARMS-ES-4X4)..... \$70 ea.
Part: POS124067. : K0108

25.8. Stealth Foot Boxes

- Stealth Small Foot Boxes, 5"Wx8"Dx7"H \$625
(SPLE107) (pair)
Part: INDPART2786.
- Stealth Medium Foot Boxes, 6"Wx10"Dx9"H \$625
(SPLE108) (pair)
Part: INDPART2787.

- Stealth Large Foot Boxes, 7"Wx12"Dx11"H..... \$625
(SPLE109) (pair)
Part: INDPART2788.

25.9. Stealth Padded Shoe Holder

- Stealth Small Padded Shoe Holder 3.75"Wx6.25"D \$220
(SPLE111) (pair)
Part: INDPART2783.
- Stealth Medium Padded Shoe Holder, 4"Wx8.25"D..... \$220
(SPLE112) (pair)
Part: INDPART2784.

- Stealth X-Large Padded Shoe Holder, 5"Wx10.75"D..... \$220
(SPLE114) (pair)
Part: INDPART2785.

26. ALTERNATIVE CONTROLS AND ELECTRONICS

Optional. Select a type of specialty controls below. More options are available on the [Alternative Controls and Electronics order form.](#)

26.1. Enhanced Display

- Q-Logic 3 Enhanced Display Kit..... \$2,045
Part: CTL167726
Select a color option below. Includes enhanced display, flexible gooseneck and mounting bracket. Features: 3.5" LCD display; up to 5 profiles to control drive, seat, and auxiliary functions; Bluetooth connectivity for mobile devices and mouse emulation; integrated single switch scanner; IR controls.



Q-Logic 3 Enhanced Display Shroud

Required with Q-Logic 3 Enhanced Display selection above. Reference colors shown on page 2.

- | | | | |
|---------------------------------------|--|--|---|
| Red Corvette
Part: DGN137729-PRD1 | White Satin
Part: DGN137729-PWH2 | Midnight Blue
Part: DGN137729-PBU10 | Military Green
Part: DGN137729-PGN8 |
| Cherry Bomb
Part: DGN137729-PRD4 | Deep Purple
Part: DGN137729-PPR5 | Electric Blue
Part: DGN137729-PBU9 | Sugar Plum
Part: DGN137729-PPR7 |
| Back in Black
Part: DGN137729-PBK1 | Raspberry Beret
Part: DGN137729-PPK4 | Blue Jean
Part: DGN137729-PBU11 | Military Digital Camo
Part: DGN137729-WCM7 |
| Night Train
Part: DGN137729-PBK3 | Pretty in Pink
Part: DGN137729-PPK3 | Lemon Crush
Part: DGN137729-PYL4 | Faded Glory
Part: DGN137729-WFL2 |
| Grey Street
Part: DGN137729-PSL3 | Evolution Orange
Part: DGN137729-POR7 | Green Machine
Part: DGN137729-PGN11 | Carbon Fiber
Part: DGN137729-WCB1 |

To Be Determined
Follow-up required.

Alternative controls and electronics section continued on following page.

26. ALTERNATIVE CONTROLS AND ELECTRONICS CONTINUED

26.2. SCIM Module

Optional.

SCIM Module for Q-Logic 3 \$850
 Part: CTL168055

Allows use of joystick display for specialty devices. Available with Q-Logic 3 EX Joystick selection above. Up to 5 profiles to control drive, seat, and auxiliary functions, excluding sip-n-puff and single switch functions. A switch is required to operate the input device attached to the SCIM module.



26.3. Q-Logic 3 SAJ

Q-Logic 3 EX SAJ \$850
 Part: CTL143980

Must be used in conjunction with Enhanced Display or Q-Logic 3 Joystick.



26.4. Head Array

Adult, i-Drive Tri-Array Series, 3-Switch \$5,855
 Head Array (IDHBT200-1)

Part: ST-IDHBT200-1-Q.

Features bluetooth, head support, 3 non-proportional proximity sensors for drive control, an egg switch for reset mode change, and i-Drive smart box.

Adult, i-Drive Pro Series Head Array \$5,855
 (IDHBT300-1)

Part: ST-IDHBT300-1-Q.

Features bluetooth, head support with occipital pad and 2 swing-away spot pads for left and right side, 3 non-proportional proximity sensors, an egg switch for reset mode change, and i-Drive smart box.



26.5. Sip and Puff Drive

1. Sip and Puff Module

Sip and Puff Module for Q-Logic 3 \$1,695
 Part: CTL168056 ADP: WEX5

Includes module and mounting hardware.

2. Sip and Puff Straw and Mount

Stealth Sip and Puff for Comfort Series, \$410
 Left Mount (SP625-CL)

Part: ST-SP625-CL-Q.

Includes straw and mounting hardware. Use with Stealth Comfort Plus headrests.

Stealth Sip and Puff for Stealth i-Drive, \$410
 Head Array (SP625-U)

Part: ST-SP625-U-Q.

Includes straw and mounting hardware. Use with Stealth i-Drive Head Arrays.

Stealth Sip and Puff for Comfort Series, \$410
 Right Mount (SP622-CR)

Part: ST-SP625-CR-Q.

Includes straw and mounting hardware. Use with Stealth Comfort Plus headrests.



26.6. Egg Switches

Red Egg Switch (ESRED) \$100
 Part: SWTMCR01077

Blue Egg Switch (ESBLU) \$100
 Part: SWTMCR01079

Black Egg Switch (ESBLK) \$100
 Part: SWTMCR01081

Green Egg Switch (ESGRN) \$100
 Part: SWTMCR01078

Yellow Egg Switch (ESYEL) \$100
 Part: SWTMCR01080



26.7. Switch Adapter

2 to 1 Switch Adapter \$135
 Part: DWR1361H037

Connects 2 single switches to a stereo jack to act as a dual switch.

26.8. Environmental Controls

Q-Logic 3 ECU Module Kit \$1,780
 Part: CTL168057

26.9. USB Mobile Device Charger

USB Mobile Device Charger \$185
 Part: ELE168069

Can charge 1 device. A multiplier harness is required and must be added when a Static Seat or Power Tilt Only seating system is chosen. The selection of more than 3 modules requires an additional multiplier.



27. TRU-BALANCE 3 MULTIPLIER HARNESS

REQUIRED. Multiple controllers or power accessories may require an additional multiplier harness or special order. Reference the chart below to determine the appropriate selection. The rows refer to the total amount of arm mounted devices and the columns refer to the total amount of back mounted devices. The online order configurator will automatically make this selection under specialty controls.

Secondary Multiplier (SM)..... \$250
 Part: XRF000107

Arm Mounts	Joystick (Hand Control)				
	Enhanced Display				
	iAccess				
	USB Charger				
	SAJ				
Back Mounts	Attendant Control				
	SCIM				
	Sip n Puff				
	ECU				

		1 Arm	2 Arm	3 Arm	4+ Arm
0 Back	NA	SM	SM	SOF	
1 Back	NA	SM	SM	SOF	
2 Back	SM	SM	SM	SOF	
3+ Back	SOF	SOF	SOF	SOF	

Power Positioning Chart

		1 Arm	2 Arm	3 Arm	4+ Arm
0 Back	NA	SM	SOF	SOF	
1 Back	NA	SM	SOF	SOF	
2 Back	SM	SM	SOF	SOF	
3+ Back	SOF	SOF	SOF	SOF	

Static Seat Chart

NA No additional Multiplier
SM Secondary Multiplier
SOF Special Order Required

Q-Logic 3 Multiplier Charts