



Q6 Edge® HD Order Form with TRU-Balance® 3 Positioning

Account Number: _____ Date: _____
 Provider Name: _____
 Contact: _____
 Phone: _____ Fax: _____
 Email: _____
 PO Number: _____
 Marked for: _____
 Ship to Address: _____
 City: _____ Prov: _____ PC: _____



INTRODUCTION

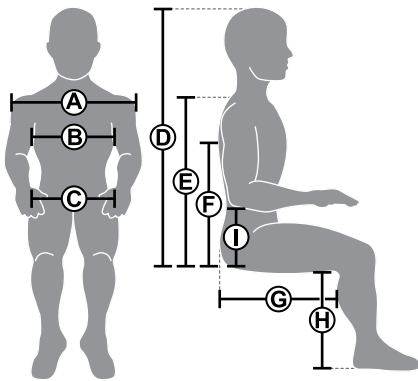
This form is interactive when viewed with [Adobe Acrobat Reader](#). Complete the form by placing checks in the desired boxes and provide information in the interactive fields. Buttons shown at the bottom of the form may be utilized to print or submit the order form through a desktop email application. To email via a web-based application, please 'Save As' and attach the PDF to your email.

This order form contains a large variety of options to fulfill various patient needs. Descriptions and section notes, such as optional or required, are included to help you complete your order. Other part numbers can be found on the quote acknowledgment after this order form is submitted. Please contact Quantum® Sales at 888-570-1113 if assistance is needed. Send the completed order form by fax (866-514-1303) or email (productorders@pridemobility.com). Incomplete forms may delay the quote or order. Customer service will contact you if the order is incomplete or if there are compatibility issues. If special order requests are needed, be sure that the Patient Information section is completed

All prices are MSRP. Prices, specifications, part numbers, and availability are subject to change without notice. Prices and part numbers as shown are only available when configured as a complete power chair. Please contact technical service for accurate parts ordering.

PATIENT INFORMATION

Weight: _____ Height: _____ A. Shoulder Width: _____ D. Max Sitting Height: _____ G. Thigh Depth: _____
 B. Chest Width: _____ E. Shoulder Height: _____ H. Lower Leg Length: _____
 C. Hip Width: _____ F. Axilla Height: _____ I. Elbow Height: _____



1. BASE MODEL

REQUIRED. Select a group 3 power base. 450 lb. weight capacity with standard 4.7 mph programmable motors, 8 amp off board charger, and unoccupied transit loops. Dimensions of base without legrests: 26"Wx36.75"L.

Quantum Q6 Edge HD \$8,815
 Part: Q6 EDGEHD. ADP: WP0001058

2. BASE COLOR











REQUIRED. Select one shroud color. Colors shown here may differ from actual product depending on monitor/printer calibration used.

2.1. Match Colors

Match All Color Options to Selection Below

Part: N/A. Any subsequent color selections, if available, will be matched to color chosen below when the order is placed. Please note that some color selections, such as joystick armor, may have a MSRP.

2.2. Shroud Color

- | | | | |
|---|--|---|--|
|  Red Corvette Part: DGN169178-PRD1 |  Night Train Part: DGN169178-PBK3 |  Deep Purple Part: DGN169178-PPR5 |  Green Machine Part: DGN169178-PGN11 |
|  Electric Blue Part: DGN169178-PBU9 |  Pretty in Pink Part: DGN169178-PPK3 |  Grey Street Part: DGN169178-PSL3 | To Be Determined Part: N/A |
|  Back in Black Part: DGN169178-PBK1 |  Evolution Orange Part: DGN169178-POR7 |  Midnight Blue Part: DGN169178-PBU1 | |

3. FENDER LIGHTS/OBC

Optional. Fender lights operate by pressing included single switch button. Fender lighting is not available with NE 4-Key Joystick or Single Actuator Control through Toggle Box.

Switch Operated Fender Lights.....\$240

Part: DGN154117

*Will be included at no charge with iLevel 10" Lift system.

1. Backup Camera

Quantum Backup Camera \$475

Part: MEC1910365

1. Optional Mounting Bracket

Backup Camera Headrest Bracket.....\$30

Part: MEC1910373

Works with .5" x .5" vertical supports only.

4. FULL LIGHT PACKAGE

Optional. Requires NE+ 8 Key or Q-Logic 3 Joystick for Full Light Package.

Seat Mounted, LED, Full Light Package \$770

Part: ELE131477

5. BASE MOUNTED FOOT PLATFORM

REQUIRED. Select a foot platform option. May interfere with seat mounted legrests.

Base Mounted Foot Platform Standard

Part: FRMASMB16077

Omit base mounted foot platform No Charge

Part: PTOINDV3674

Base Mounted, Bell Shaped Foot Platform No Charge

Part: RIGASMB7120041

6. BATTERIES

REQUIRED. The powerchair requires 2 batteries and will be installed if ordered.

Group 24, 70 Amp Gel Cell, Interceptor Battery \$400 ea.

Part: BAT1704614.

Group 24, 70 Amp Gel Cell, MK Battery\$510 ea.

Part: BATGEL1009.

No batteries. Provider will assume responsibility of batteries.

Part: Configuration selection

7. DRIVE WHEELS

REQUIRED. Select a type of drive wheels and accent color. Knobby tires increase overall base width by 1.5".

7.1. Drive Wheels

3" x 14" Run Flat Tires..... Standard

Part: PTOINDV3510

Part: WHL121698 x2

3" x 14" Pneumatic Tires..... No Charge

Part: WHL124117 x2

4" x 14" Pneumatic, Knobby, Extended \$120

Traction Tires

Part: WHL121703 x2

4" x 14" Flat Free, Knobby, Extended \$120

Traction Tires

7.2. Drive Wheel Accent Color

Optional. Not available with knobby tires. Sold in Pairs (parts below will be quantity of 2).

Match to Base Color

Part: Configuration selection, see specific part below

Non-matching Color

Part: Configuration selection, see specific part below

Back in Black..... \$42.50 ea.

Part: DGN164245-PBK1 x2

Pretty in Pink..... \$42.50 ea.

Part: DGN164245-PPK3 x2

Midnight Blue \$42.50 ea.

Part: DGN164245-PBU10 x2

Red Corvette..... \$42.50 ea.

Part: DGN164245-PRD1 x2

Evolution Orange..... \$42.50 ea.

Part: DGN164245-POR7 x2

Green Machine \$42.50 ea.

Part: DGN164245-PGN11 x2

Electric Blue \$42.50 ea.

Part: DGN164245-PBU9 x2

Deep Purple \$42.50 ea.

Part: DGN164245-PPR5 x2

To Be Determined
Follow-up required.

Night Train..... \$42.50 ea.

Part: DGN164245-PBK3 x2

Grey Street..... \$42.50 ea.

Part: DGN164245-PSL3 x2

8. ELECTRONICS

REQUIRED. Select a type of drive control from the following sections. The No Joystick option is used to omit the joystick and utilize another control, such as a specialty control at the end of this form or found on the [Alternative Controls and Electronics Order Forms](#).

8.1a. Non-Expandable Controls

Select a joystick below or omit selection if another controller type is desired. Non-expandable does not allow supplementary drive controllers.

NE 4-Key Joystick Standard
 Part: CTLDC1554
 Available with Tilt Only through Toggle.

No Joystick, Setup for NE+ Joystick
 Part: Configuration selection

NE+ 6-Key Joystick
 Part: CTLDC1560
 Control up to 2 actuators through Joystick.



8.1b. Expandable Controls - Quantum Intelligent Systems™

Select expandable controls or omit selection if another controller type is desired. Expandable controls allow multiple or specialized controllers. This sections allows a selection of common configurations.



2. Q-Logic 3 Joystick

Q-Logic 3 EX Joystick \$900
 Part: CTL167724. ADP: WEX1

Q-Logic 3 EX Joystick for Full Lights \$900
 Part: CTL167725. ADP: WEX1

No Joystick, Setup for Q-Logic
 Part: Configuration selection.

8.2. Q-Logic 3 Joystick Armor

REQUIRED with Q-Logic 3 Joystick selections above. Reference colors shown on page 2.

Black, Soft Touch No Charge
 Part: DGN124307
 Also matches Night Train shrouds.

Non-matching Armor No Charge
 Part: PTOINDV3422
 Select color below.

Match Armor to Base Color Standard
 Part: PTOINDV3421

Red Corvette
 Part: DGN124336-PRD1

Back in Black
 Part: DGN124336-PBK1

Pretty in Pink
 Part: DGN124336-PPK3

Deep Purple
 Part: DGN124336-PPR5

Midnight Blue
 Part: DGN124336-PBU10

Electric Blue
 Part: DGN124336-PBU9

Night Train
 Part: DGN124336-PBK3

Evolution Orange
 Part: DGN124336-POR7

Grey Street
 Part: DGN124336-PSL3

Green Machine
 Part: DGN124336-PGN11

9. JOYSTICK HANDLES

Optional. The NE/NE Plus joysticks are standard with a carrot handle (See A in image). The standard Q-Logic 3 joystick knob can be seen in the image in section 7.1b. The optional handle will be mounted to the joystick and the standard handle will be shipped with the unit.

Mushroom Handle (B) \$120
 Part: ACCASMB1860.

Extended I-Handle (G) \$140
 Part: ACCASMB1857.

Chin Cup (C) \$85
 Part: ACCASMB186190

Bodypoint 3" Goal Post Handle \$180
 Part: PLSKNCP1057.

T-Bar (D) \$160
 Part: ACCASMB1858.

Bodypoint 4" Goal Post Handle \$180
 Part: PLSKNCP1058.

Medium Ball Handle (E) \$70
 Part: ACCASMB1859.

Soft Ball Handle (F) \$120
 Part: ACCASMB1856.



10. JOYSTICK MOUNTING BRACKETS

Optional. Select a mount to be used with a joystick selected in previous section.


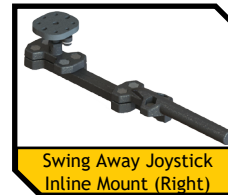
Omit Joystick Mounting Bracket

10.1a. Fixed, In-line Joystick Bracket

Fixed, In-line, Bracket Standard
 Q-Logic Part: FRMASMB10617. NE/NE+ Part: FRMASMB12744

Left Side Mount
 Part: PTOINDV1225

Right Side Mount
 Part: PTOINDV1226



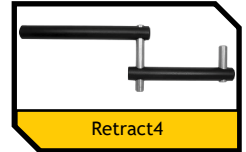
Joystick mounting brackets section continued on following pages.

10. JOYSTICK MOUNTING BRACKETS CONTINUED

10.1b. Swing-Away (Retractable) Joystick Bracket

Allows the joystick to retract to the side of the armrest while maintaining the same joystick orientation. "Inline bracket" is used with track/TRU-Balance 3 style arms when the joystick is inline with armpad. "Inline bracket" will be offset 1" when used with tube style arms. Select "Offset Bracket" to have the joystick inline with armpad on tube style armrests.


- Swing-away, Inline, Left Side Mount \$265
Part: See XRef. ADP: WPEM
- Swing-away, 1" Offset, Left Side Mount \$265
Part: See XRef. ADP: WPEM
- Swing-away, Inline, Right Side Mount \$265
Part: See XRef. ADP: WPEM
- Swing-away, 1" Offset, Right Side Mount \$265
Part: See XRef. ADP: WPEM



10.1c. Specialty Joystick Mounts

Select a bracket and side to mount it.

- Retract4 Mount \$450
NE/NE+ Part: MEC138876. ADP: WPEM
Q-Logic Part: MEC138860. ADP: WPEM
Full 180° of movement that translates into multi-position use, straight, right offset, left offset, or fold away. Joystick orientation varies as bracket is adjusted.
- Multi-axis Mount \$100
NE/NE+ Part: ACC142528. ADP: WPEM
Q-Logic Part: ACC131216. ADP: WPEM
SAJ Part: ACC142740. ADP: WPEM
Allows height adjustment of joystick.
- Stealth Swing-Away/Flip Down Bracket \$300
NE/NE+ Part: ST-TWBM480QL-Q. ADP: WPEM
Q-Logic Part: ST-TWBM480QL-Q. ADP: WPEM
SAJ Part: ST-TWBM480CJ-Q. ADP: WPEM
Allows the joystick to pivot to side of armrest, or flip-down if bracket is adjusted.



Specialty Mount Side

- Left Side Mount
Part: PTOINDV1225
- Right Side Mount
Part: PTOINDV1226

11. TRU-BALANCE® 3 SEATING - QUANTUM INTELLIGENT SYSTEMS™

REQUIRED. Maximum seat size is 32"W x 25"D.

11.1. TRU-Balance 3 Configuration

- TRU-Balance 3 HD Static Seat \$1,045
Part: PTOINDV3442. ADP: WPEM
20° of limited recline adjustment (-5/ +15) via gas strut within back cover.
- TRU-Balance 3 HD Power Tilt Only \$6,245
Part: PTOINDV3443. ADP: WP0001162
50° Center of Gravity (CG) power tilt seating system.
- TRU-Balance 3 HD Power Recline Only \$7,875
Part: PTOINDV3444. ADP: WP0001163
175° of power recline.
- TRU-Balance 3 HD Power Tilt & Recline \$13,125
Part: PTOINDV3446. ADP: WP0001164
50° CG power tilt with 175° of power recline. Full drive lockout at 20°.

11.2. 10" Power Lift

Optional.

- TRU-Balance 3, Heavy Duty, 10" Power Lift with iLevel® and Fender Lights \$2,895
Part: PTOINDV3797.
400 lb weight capacity. 24"W x 24"D maximum seat size. Includes fender lights found in section 5.



11.3. Seat Dimension - Width

REQUIRED. Maximum non-lift seat width is 32"W. *Widths over 24" are not available with 10" power lift.

| | | | | | | |
|------------------|------------------|-------------------|-------------------|-------------------|-------------------|-------------------|
| 20" W (#1010) | 22" W (#1012) | 24" W (#1014) | 26" W* (#1054) | 28" W* (#1055) | 30" W* (#1059) | 32" W* (#1061) |
| 21" W (#1011) | 23" W (#1013) | 25" W* (#1056) | 27" W* (#1057) | 29" W* (#1058) | 31" W* (#1060) | |

11.4. Seat Dimension - Width Package

REQUIRED. Width and depth package part: See XRef: TB3SPACK

| | | |
|-----------------------|-----------------------|-----------------------|
| 20"-24" Width Package | 24"-28" Width Package | 28"-32" Width Package |
|-----------------------|-----------------------|-----------------------|

11.5. Seat Dimension - Depth

REQUIRED. Maximum seat depth is 25". Part number is SETDPTH plus number following # below.

| | | | | | |
|------------------|------------------|------------------|------------------|------------------|------------------|
| 20" D (#1010) | 21" D (#1011) | 22" D (#1012) | 23" D (#1013) | 24" D (#1014) | 25" D (#1060) |
|------------------|------------------|------------------|------------------|------------------|------------------|

11.6. Seat Dimension - Depth Package

REQUIRED. Width and depth package part: See XRef: TB3SPACK

| | |
|--|---|
| 16"-20" Depth Package Minimum Seat Depth is 20" | 20"-24" Depth Package Use with 25" Depth |
|--|---|

11.7. Seat to Floor Height

REQUIRED. Select a seat to floor height compatible with the seat functions previously selected.

1a. STF for Static Seat Only or Recline Only

| | | |
|--|--|--|
| 16.5" Seat to Floor Part: PTOINDV3459 | 17.5" Seat to Floor Part: PTOINDV3460 | 18.5" Seat to Floor Part: PTOINDV3463 |
|--|--|--|

1b. STF for Tilt Only, Tilt and Recline, or Any Power Lift Configuration

| | | |
|--|--|--|
| 18.5" Seat to Floor Part: PTOINDV3463 | 19.5" Seat to Floor Part: PTOINDV3505 | 20.5" Seat to Floor Part: PTOINDV3528 |
|--|--|--|

TRU-Balance 3 Seating section continued on following pages.

11. TRU-BALANCE 3 SEATING CONTINUED

11.8. Seat Cushion


Optional. Specific cushion/component sizes available, part numbers, weight capacities, and special order cushions can be found on the respective complete [Stealth Cushion Order Forms](#). This section allows a quick selection of a single cushion. The XXYY portion of the part number directly relates to the dimensions of the cushion, where XX represents the width and YY represents the depth.

1. Seat Cushion Model Selection

Stealth Simplicity G Cushion

General use cushion with Stealth Tek 2, 2-way stretch, breathable cover.
Part series: ST-SIMGXXYY


Simplicity G\$310-\$370



Stealth TRU-Comfort 2 SPP Cushion

Skin protection and positioning with Coolcore, 4-way stretch, breathable cover.
Part series: ST-TC2SPPXXYY


TRU-Comfort 2 SPP\$515-\$575



Stealth Spectrum Foam SPP Cushion

Skin protection and positioning with Coolcore, 4-way stretch, breathable cover. Includes urethane liner.
Part series: ST-SPCFSPXXYY

Spectrum Foam SPP \$580-\$630



Stealth Spectrum Gel SPP Cushion

Skin protection and positioning with Coolcore, 4-way stretch, breathable cover. Includes urethane liner.
Part series: ST-SPCGSPPXXYY


Spectrum Gel SPP \$580-\$650



Stealth Solution SPP Cushion

Skin protection and positioning with Coolcore, 4-way stretch, breathable cover. Includes urethane liner.
Part series: ST-SOLSPPXXYY

Solution SPP \$580-\$645



Stealth Essence SPP Cushion

Skin protection and positioning with Coolcore, 4-way stretch, breathable cover.
Part series: ST-ESSSPPXXYY

Essence SPP\$545-\$705


Essence Plus SPP \$800



Stealth Glacial SP Cushion

Skin protection with Coolcore, 4-way stretch, breathable cover.
Part series: ST-GLSPXXYY


Glacial SP\$265-\$530



Stealth Zen SP Cushion

Skin protection and positioning with Coolcore, 4-way stretch, breathable cover.
Part series: ST-ZENSPXXYY

Zen SP\$455-\$765



Stealth Premiere P Cushion

Positioning with Coolcore, 4-way stretch, breathable cover.
Part series: ST-PREMPXXYY

Premiere P \$585



2. Seat Cushion Dimensions

REQUIRED with cushion model selection. Select to match or pick non-matching dimensions. See respective cushion order form for available sizes.

Match Seat Width and Depth

Cushion Width

20" W 22" W 26" W 30" W
21" W 24" W 28" W 32" W

Cushion Depth

20" D 21" D 22" D 23" D 24" D 26" D 28" D

3. Seat Cushion Substitute/Add Fluid Proof Liners

Fluid Proof Urethane Liner \$45-\$50
Part: URL1709070-XXYY
Not available with Simplicity, Essence, or TRU-Comfort 2.

Fluid Proof Polyurethane Liner \$70
Essence/TC2 part: PUL1709080-XXYY. Others part: PUL1709030-XXYY
Not available with Simplicity.

4. Seat Cushion Substitute Cover

An additional cover may be ordered or the standard cover may be substituted with a cover by checking the option in subsection 2. The ""prefix"" of the part number will be the part prefix of the cushion model selected above. For example, SPCGSP-NBLK1816 will be an additional coolcore cover for a Spectrum Gel cushion.

Stealth Tek 2 Cover \$90
Part: *prefix-TBLKXXYY
Not available with Simplicity, TRU-Comfort 2, Essence or Premiere.

Mesh Cover \$90
Part: *prefix-MBLKXXYY
Not available with Simplicity or TRU-Comfort 2.

11.9. Back Type Selection

REQUIRED. Match choice in this section with the options in the following back cushion configuration section.

TRU-Balance 3 Back Assembly (Static Back) \$735
Part: Configuration selection
Select a back cushion configuration in the subsequent section.

Flip Forward Back..... \$735
Part without Lift: MEC131957, Part with Lift: MEC148117
Available with Static Seat and Power Tilt (1 actuator). Only available with 2-post, flip back or pediatric armrests. Not available with 12"-14" width or with attendant manual recline. Select a back cushion type in the subsequent section.

Back Cane Option..... Standard
Part: Configuration selection
Available only with TRU-Balance 3 Static Seat and Power Tilt (1 actuator) selections. Select cane type, back cane height, and back cushion configuration below.

TRU-Balance 3 Seating section continued on following pages.

11. TRU-BALANCE 3 SEATING CONTINUED

11.10. Back Cane Selection (Back Cane Option Only)

REQUIRED when Back Cane Option is selected above. Select type and height of back canes.

1. Back Cane Type

Angle Adjustable No Charge 1" Endo..... No Charge 2" Endo No Charge
 Part: MEC140266 Part: MEC141455 Part: MEC141456

2. Back Cane Height

16" High Cane 20" High Cane 24" High Cane
 Part: FRMASMB15834 Part: FRMASMB15838 Part: FRMASMB15842
 17" High Cane 21" High Cane 25" High Cane
 Part: FRMASMB15835 Part: FRMASMB15839 Part: FRMASMB15843

11.11. Back Cushion Configuration - Type

REQUIRED. Select a configuration type and applicable dimensions. See the Sport, Q-Back, and TRU-Comfort back availability chart for stock order back size ranges. Other size backs may be available with special order and extended lead time.

Sport Back No Charge *Select a following width package.*
 Part: See XRef After-market Back Interface No Charge
 Complete following width package and size. Part 16"-20"W: SET131920. Part 20"-24"W: SET131921
 TRU-Comfort 2 Back \$835 Enter the set width below, range of 16"-24". Overall seat depth may
 Part: See XRef. need to be adjusted to accommodate certain backs. May interfere
 Complete following width package and size. with gel/waterfall armpads and arm through. Does not include brackets
 to mount after-market backs.
 Omit Back Pan/Cushion..... No Charge
 Part: PTOINDV1287

11.12. TRU-Balance 3 Back Shroud

REQUIRED. The back shroud is a feature of the TRU-Balance 3 seating system and is available in matching shroud colors. The back shroud is not available when Omit Back Pan/Cushion is selected. Reference colors shown in section 2.

Back in Black Night Train Pretty in Pink Evolution Orange Midnight Blue
 Part: DGN148032 Part: DGN1706558 Part: DGN148045 Part: DGN1801259-POR7 Part: DGN148035
 Red Corvette Electric Blue Deep Purple Grey Street Green Machine
 Part: DGN148034 Part: DGN148076 Part: DGN148046 Part: DGN148074 Part: DGN1801259-PGN11

11.13. Lateral Positioning Wedge

Optional.

Lateral Positioning Wedge, pair \$30
 Part: SET123465
 Available with Sport and TRU-Comfort 2 backs. Not available on power tilt backs 16"-17"H with limited adjustability on 18" H. Not available on power recline back 19"-20"H with limited adjustability on 21"H.

11.14. Back Cushion Configuration - Back Width Package

REQUIRED except when Omit Back Pan/Cushion is selected. Available with +/-4" of seat width.

Match Seat Width Selections 20"W-24"W Package 28"W-32"W Package
 Part: PTOINDV3468 Part: Configuration selection Part: Configuration selection
 16"W-20"W Package 24"W-28"W Package
 Part: Configuration selection Part: Configuration selection

11.15. Back Cushion Configuration - Back Width

REQUIRED except when Omit Back Pan/Cushion is selected. Part number is PTOINDV plus number following # below. Available with +/-4" of seat width.

18" W 19" W 20" W 21" W 22" W 24" W 26" W 28" W 30" W 32" W
 (#3566) (#3567) (#3568) (#3569) (#3570) (#3571) (#3572) (#3573) (#3574) (#3575)

11.16. Back Cushion Configuration - Overall Back Height

Static Seat and Power Tilt available height range: 16"-25"H. **Odd heights include 4" gap and even heights include 3" gap** between seat pan and bottom of back cushion. **Power Recline available height range:** 19"-28"H. **Odd heights include 6" gap and even heights include 7" gap.** See the Sport and TRU-Comfort back availability chart for stock order back size ranges.

16" High 23" High
 Part: SETHGHT1029 Part: SETHGHT1036
 17" High 24" High
 Part: SETHGHT1030 Part: SETHGHT1037
 18" High 25" High
 Part: SETHGHT1031 Part: SETHGHT1038
 19" High 26" High
 Part: SETHGHT1032 Part: SETHGHT1039
 20" High 27" High
 Part: SETHGHT1033 Part: SETHGHT1040
 21" High 28" High
 Part: SETHGHT1034 Part: SETHGHT1041
 22" High
 Part: SETHGHT1035

| Overall Back Height | Tilt or Static Back Width | | | | | | | | | | Recline Back Width | | | | | | | | | |
|---------------------|---------------------------|-----|-----|-----|-----|-----|-----|-----|-----|-----|--------------------|-----|-----|-----|-----|-----|-----|-----|-----|-----|
| | 18" | 19" | 20" | 21" | 22" | 24" | 26" | 28" | 30" | 32" | 18" | 19" | 20" | 21" | 22" | 24" | 26" | 28" | 30" | 32" |
| 16" | ST | ST | ST | S | ST | ST | S | S | S | S | - | - | - | - | - | - | - | - | - | - |
| 17" | ST | ST | ST | S | ST | ST | S | S | S | S | - | - | - | - | - | - | - | - | - | - |
| 18" | ST | ST | ST | S | ST | ST | ST | ST | S | S | - | - | - | - | - | - | - | - | - | - |
| 19" | ST | ST | ST | S | ST | ST | ST | ST | S | S | ST | ST | ST | S | ST | S | S | S | S | S |
| 20" | ST | ST | ST | S | ST | ST | ST | ST | S | S | ST | ST | ST | S | ST | S | S | S | S | S |
| 21" | ST | ST | ST | S | ST | ST | ST | ST | S | S | ST | ST | ST | S | ST | ST | ST | ST | S | S |
| 22" | ST | ST | ST | S | ST | ST | S | S | S | S | ST | ST | ST | S | ST | ST | ST | ST | S | S |
| 23" | ST | ST | ST | S | ST | ST | S | S | S | S | ST | ST | ST | S | ST | ST | ST | ST | S | S |
| 24" | ST | S | ST | S | S | S | S | S | S | S | ST | ST | ST | S | ST | ST | ST | ST | S | S |
| 25" | ST | S | ST | S | S | S | S | S | S | S | ST | ST | ST | S | ST | ST | S | S | S | S |
| 26" | - | - | - | - | - | - | - | - | - | - | ST | ST | ST | S | ST | ST | S | S | S | S |
| 27" | - | - | - | - | - | - | - | - | - | - | ST | S | ST | S | S | S | S | S | S | S |
| 28" | - | - | - | - | - | - | - | - | - | - | ST | S | ST | S | S | S | S | S | S | S |

ST Sport Back ST Sport or TRU-Comfort 2 Back

Sport and TRU-Comfort 2 Back Availability Chart

TRU-Balance 3 Seating section continued on following page.

11. TRU-BALANCE 3 SEATING CONTINUED

11.17. Power Tilt Privacy Flap

Optional. A privacy flap is standard with power recline systems. This selection is to add a flap for power tilt only systems.

Privacy Flap, 9.75"\$40 Privacy Flap, 12.75"\$40
 Part: DWR1044E456B Part: DWR1044E456A

12. TRU-BALANCE 3 ARMRESTS

REQUIRED. Select the desired type of armrest below. Please read notes to ensure seating compatibility. Be sure to also select an armrest size and armpad type.

12.1a. TRU-Balance 3 Flip-Back Armrests with Downpost

Choose a left and right armrest, downpost, and set height in the following section. Different left (L) and right (R) armrest height packages are allowed. Not available with Back Cane Option.

Flip-Back, 8"-16"H Armrests \$145 ea.
 L R

Flip-Back Armrest Support

This option will be auto selected with armrest selection above.

TRU-Balance 3 Armrest Downpost (Pair).....\$115 ea.
 Part: See XRef
 Available up to 2" difference between seat and back width via endomorph or mesomorph configuration.

12.1b. Heavy Duty, Removable Armrests

Select a type of HD removable armrests and the set height in the following section. Only one height package is selectable as a normal configuration. Payer coding, coverage, and bundling guidelines may apply.

8"-12"H, Single Post, Height Adjustable,\$130 ea. 10"-14"H, Single Post, Height Adjustable,\$130 ea.
 Removable, Heavy Duty (Sold as pair) Removable, Heavy Duty (Sold as pair)
 Part: See XRef. Part: See XRef.

12.2. Armrest Height

REQUIRED. Set left and right armrest height. Note the available height range in the option description.

1. Left Armrest Height

| | | | | |
|------------------------|-------------------------|-------------------------|-------------------------|-------------------------|
| 8" High PTOINDV3535 | 10" High PTOINDV3537 | 12" High PTOINDV3539 | 14" High PTOINDV3541 | 16" High PTOINDV3543 |
| 9" High PTOINDV3536 | 11" High PTOINDV3538 | 13" High PTOINDV3540 | 15" High PTOINDV3542 | |

2. Right Armrest Height

| | | | | |
|------------------------|-------------------------|-------------------------|-------------------------|-------------------------|
| 8" High PTOINDV3450 | 10" High PTOINDV3452 | 12" High PTOINDV3454 | 14" High PTOINDV3456 | 16" High PTOINDV3458 |
| 9" High PTOINDV3451 | 11" High PTOINDV3453 | 13" High PTOINDV3455 | 15" High PTOINDV3457 | |

12.3. Armrest Size

REQUIRED. Select a left (L) and right (R) armrest size. This also affects armpad selection.

| | | |
|---|---|--|
| <input type="checkbox"/> 10" Length L part: XRF000057. R part: XRF000123 | <input type="checkbox"/> 14" Length L part: XRF000058. R part: XRF000124 | <input type="checkbox"/> 17" Length L part: XRF000059. R part: XRF000125 Only available with Flip-Back, 8"-16" H Armrests and straight arm pads. |
| <input type="checkbox"/> L <input type="checkbox"/> R | <input type="checkbox"/> L <input type="checkbox"/> R | <input type="checkbox"/> L <input type="checkbox"/> R |

13. TRU-BALANCE 3 ARMPADS

REQUIRED. Select to omit an armpad selection or select a left and right armpad type. Please note that waterfall and gel armpads may cause interference with the seat back.

No Armpad Selection and/or See Positioning Components Page or Order Form No Charge
 Part: Configuration selection

13.1a. Foam Armpads

| | |
|--|--|
| <input type="checkbox"/> Straight, Armpad Standard Part: See XRef | <input type="checkbox"/> Waterfall, Armpad No Charge Part: See XRef |
| <input type="checkbox"/> L <input type="checkbox"/> R | <input type="checkbox"/> L <input type="checkbox"/> R |

13.1b. Gel Armpads

Sold only in pairs. Armpads are 3" wide. Manufacturer part number for full length is 314G and desk length is 310G.

a. Falcon Gel Armpads for TRU-Balance 3 Armrests

| | |
|---|---|
| Falcon Gel, Full Length Left and Right \$300 Part: ARM136417 | Falcon Gel, Desk Length Left, Full Length Right..... \$250 Part: ARM136418 |
| Falcon Gel, Full Length Left, Desk Length Right..... \$250 Part: ARM136426 | Falcon Gel, Desk Length Left and Right \$250 Part: ARM136416 |

b. Falcon Gel Armpads for Tube Style Armrests

| | |
|---|---|
| Falcon Gel, Full Length Left and Right \$300 Part: ARM136438 | Falcon Gel, Desk Length Left, Full Length Right..... \$300 Part: ARM136439 |
| Falcon Gel, Full Length Left, Desk Length Right..... \$250 Part: ARM136442 | Falcon Gel, Desk Length Left and Right \$250 Part: ARM136437 |

14. TRU-BALANCE 3 JOYSTICK BRACKET RECEIVER

REQUIRED.

- Standard Fixed Receiver Standard
Part: ACC123525
- Stealth Height Adjustable Receiver\$165
Tube Arm Part: ST-ARM250C-Q.
Track Arm Part: ST-ARM250T-Q.

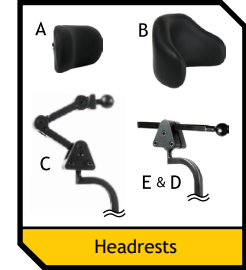


15. TRU-BALANCE 3 HEADRESTS

Optional. Select a headrest pad and bracket.

15.1. Headrest Pads

- Stealth 8" Comfort Plus (CP450)..... \$190
Part: POS148484.
- Stealth 10" Comfort Plus (CP250)(A) \$190
Part: SETHEAD1057.
- Stealth 14" Comfort Plus (CP150) \$190
Part: INDPART2327.
- Stealth Small Contoured (9.75"Wx3"H)..... \$80
(STL-OTSM250)
Part: SETHEAD1052.
- Stealth Large Contoured (11"Wx6"H) (B)..... \$100
(STL-OTLG150)
Part: SETHEAD1053.



15.2. Headrest Brackets

- TWB Removable Headrest Bracket (TWB485-1) (C) \$255
Part: FRMASMB15999.
- Multi-Axis Removable Headrest Bracket (HMO475P) (D)..... \$200
Part: HDWASMB1084.

16. LAP BELTS

REQUIRED. Select a lap belt below.

16.1a. Standard Lap Belts

- | | | | | | |
|-----------------------------------|-----------------------------------|-----------------------------------|-----------------------------------|-----------------------------------|-----------------------------------|
| 38" Lap Belt Part: ACCBELT1006 | 50" Lap Belt Part: ACCBELT1000 | 60" Lap Belt Part: ACCBELT1002 | 70" Lap Belt Part: ACCBELT1003 | 80" Lap Belt Part: ACCBELT1004 | 90" Lap Belt Part: ACCBELT1001 |
|-----------------------------------|-----------------------------------|-----------------------------------|-----------------------------------|-----------------------------------|-----------------------------------|

16.1b. Optional Lap Belts

- Stealth Retractable Lap Belt (IFRB5350).....\$175
Part: ST-IFRB5350
Not available over 24" width.
- i-Fit 60" Single Pull, Push Button, Medium \$65
(7.5") Padded, 1.5" Belt (IFPB5213)
Part: ST-IFPB5213-Q
- i-Fit 60" Single Pull, Push Button, Large \$65
Padded (9.5"), 2" Belt (IFPB5314)
Part: ST-IFPB5314-Q
- i-Fit 60" Single Pull, Push Button, Extra Large \$65
Padded (11.5"), 2" Belt (IFPB5315)
Part: ST-IFPB5315-Q

17. TRU-BALANCE 3 LEGREST CONTROLS

Optional. Specific power legrest options are selected later in this form. Select the control type here, if power legrests are desired, to assist the selection of the power positioning electronics.

- Independent Legrests (Requires 2 actuator controls)
Part: Configuration selection
- Articulating Foot Platform (Requires 1 Actuator Control)
Part: Configuration selection
- Combined Legrests (Requires 2 actuator control)
Part: Configuration selection

18. TRU-BALANCE 3 POWER POSITIONING ELECTRONICS

REQUIRED with power seating or legrest options.

18.1a. Tilt Only through Toggle

- Single Actuator Control, Power Tilt Only, Through Toggle (NE 4-Key Joystick Only)..... No Charge
Part: ELE1905907
Select toggle side. May require extended lead time when selected with Fender Lights.

1. Toggle Mount Side Selection

- Left Side Toggle
Part: PTOINDV1839
- Right Side Toggle
Part: PTOINDV1838

18.1b. NE+ 6 Key Controls through Joystick

- Actuator Control Through NE+ Joystick No Charge
Part: XRF000065.

18.1c. Q-Logic 3 Controls through Joystick

- Single Actuator Through Q-Logic 3 No Charge
Controller and Interface (AM1)
Part: XRF000067.
- Actuator Through Q-Logic 3.....\$1,675
Controller and Interface (AAM)
Part: XRF000068.



TRU-Balance 3 power positioning electronics section continued on following page.

18. TRU-BALANCE 3 POWER POSITIONING ELECTRONICS CONTINUED

Optional Switch Control

Not available with AM1 electronics. 4-Way switches will be mounted to same side of joystick.

- 4-Function Push Button.....\$225 4-Way Toggle.....\$575 4-Way Button Toggle.....\$575
Part: CTL123218 *Part: ELEASMB5925* *Part: ELEASMB5926*
 See next section for switch mounting.
- iAccess Flat Button.....\$575 iAccess Toggle Button.....\$575
Part: CTL144009 *Part: CTL144010*
 See next section for switch mounting. See next section for switch mounting.

18.2. 4-Function Push Button/iAccess Mount

REQUIRED with 4-Function Push Button or iAccess options.

- Joystick Mount No Charge Attendant Mount \$35
Part: MEC1907500 *Part: MEC1906564*
- Under Arm Mount, Flip-Back Armrest..... No Charge Under Arm Mount, Flip-Back Armrest, plus iAccess Guard \$35
Part: MEC1906531 *Part: MEC2001400*
- Under Arm Mount, Tube Style Armrest No Charge Under Arm Mount, Tube Style Armrest, plus iAccess Guard \$35
Part: MEC1906530 *Part: MEC2001401*

1. Under Arm Mount Side Selection

- Left Side Under Arm Mount Right Side Under Arm Mount
Part: PTOINDV3678 *Part: PTOINDV3679*

19. TRU-BALANCE 3 ATTENDANT CONTROL

Optional. *Attendant control will be at no charge when ordered with Tilt and Recline. Mounting bracket is included.

- Attendant Control \$950*
Part: ELE167862.

20. LEGRESTS

Optional. All efforts will be made to accommodate legrest length selection, but minor changes may need to be made to meet shipping guidelines. Some adjustments may be needed upon receipt of the unit. Reference the section's compatibility matrix for legrest interference.

20.1. Center Mount Foot Platform

If power articulating foot platform is selected, be sure power legrest control has been selected in earlier section. Select legrest length in following section.

1. Foot Platform Assembly

- Power Articulating Foot Platform \$3,145 Manually Adjustable Center Mount Foot Platform..... \$265
Part: PTOINDV3754. 8"-12" extension part: RIG1802138. Other extensions: RIG1710345.

2. Lower Extension and Angle Adjustable Footplates

- 8"-12" Extension, 5"x6" Footplates 10"-16" Extension, 5"x6" Footplates 13"-19" Extension, 5"x6" Footplates
Part: RIG152577 *Part: RIG150206* *Part: RIG151505*
 Not available with power articulating platform.
- 8"-12" Extension, 5"x8" Footplates 10"-16" Extension, 5"x8" Footplates 13"-19" Extension, 5"x8" Footplates
Part: RIG152578 *Part: RIG150203* *Part: RIG151506*
 Not available with power articulating platform.
- 10"-16" Extension, 5"x11" Footplates 13"-19" Extension, 5"x11" Footplates
Part: RIG150212 *Part: RIG151508*

| Center Mount Foot Platform Compatibility Matrix for TRU-Balance® 3 | Power Recline or Static Seat | | | Power Tilt | | | Power Lift | | |
|--|---------------------------------|------|------|------------|------|------|------------|------|------|
| | Low | Med. | High | Low | Med. | High | Low | Med. | High |
| 10"-16" Length Extension | ! | ✓ | ✓ | ✓ | ✓ | ✓ | ✓ | ✓ | ✓ |
| 13"-19" Length Extension | ! | ! | ! | ! | ! | ! | ! | ! | ✓ |

- No interference issues at this seat-to-floor height.
- May have less than 1.75" clearance when fully extended and may interfere with the ground or reduce obstacle climbing ability.

3. Center Mount Calf Support

*Calf pads are standard with a power articulating foot platform. Select calf pads covers for additional charge. Calf pad and panel covers include 1/2" of soft visco foam.

- Small Calf Pads (pair) 6"Wx6"H..... \$210* Small Calf Panel 18"Wx8"H..... \$210
Part: RIGASMB7120018 *Part: FRMASMB7110012*
- Large Calf Pads (pair) 8" taper to 6"Wx8"H..... \$210* Large Calf Panel 24"Wx8"H \$265
Part: RIGASMB7120019 *Part: RIG123824*
 Only available on widths of 20" or greater.

Legrests section continued on following page.

20. LEGRESTS CONTINUED

4. Modular Footplate Extension Components

Optional. Assembly required. May require seating configuration adjustments to avoid front caster interference.

- | | |
|--|--|
| Width Extension for 8"D Footplates \$55 Part: RIG152517 | 4" Outside Edge (pair) \$55 Part: RIG152510 Only available with 6"D footplates and 8"D footplate extension. |
| Width Extension for 11"D Footplates \$55 Part: RIG152518 | 6" Outside Edge (pair) \$55 Part: RIG152516 Available with 8"D and 11"D footplates and 11"D footplate extension. |
| 2" Bell-Shaped Length Extension \$55 Part: RIG152519 Not compatible with width extensions. Can be used with 6" outside edge with 11" footplates. | |

5. Additional Accessories

- | | |
|---|---|
| Reversed Dartex Calf Pad Cover (pair) \$150 Small part: RIG133717. Large part: RIG133719 | Wheel Bumpers (pair) \$15 ea. Part: WHLASMB1578 x2 |
| Reversed Dartex Panel Cover (pair) \$150 Small part: RIG134673. Large part: RIG134744 | Footplate Connector \$55 Part: RIGASMB7120023 |

20.2. Heavy Duty, Drop-In, Swing-Away Legrests

Select a configuration, a legrest with extension, and type of footplate. Pair (P), left (L), and right (R) configurations are selected by checking the appropriate boxes.

1. Drop-In Legrest Selection

- | | |
|--|---|
| <input type="checkbox"/> P <input type="checkbox"/> L <input type="checkbox"/> R 70° HD Drop-in with 12"-14.5" \$222.50 ea. Length Lower Extension Part part: FRMASMB4762. Left: RIG137706. Right: RIG137707 | <input type="checkbox"/> P <input type="checkbox"/> L <input type="checkbox"/> R 70° HD Drop-in with 14.5-18" \$222.50 ea/ Length Lower Extension Part part: FRMASMB4853. Left: RIG137708. Right: RIG137709 |
|--|---|

2. Angle Adjustable Footplate(s) with Heel Loops

- | | |
|--|--|
| <input type="checkbox"/> P <input type="checkbox"/> L <input type="checkbox"/> R 6"Wx8"D ¹ \$87.50 ea. Pair part: FRMASMB4738. Left: RIG137793. Right: RIG137795. | <input type="checkbox"/> P <input type="checkbox"/> L <input type="checkbox"/> R 8"Wx11"D ² \$87.50 ea. Pair part: FRMASMB4744. Left: RIG137708. Right: RIG137709. May cause interference on seat widths less than 20". |
| <input type="checkbox"/> P <input type="checkbox"/> L <input type="checkbox"/> R 6"Wx11"D ¹ \$87.50 ea. Pair part: FRMASMB4741. Left: RIG137796. Right: RIG137797. May cause interference on seat widths less than 18". | |

3. Accessories

- | |
|---|
| <input type="checkbox"/> P <input type="checkbox"/> L <input type="checkbox"/> R Wheel Bumper(s) \$12.50 ea. Pair part: WHLASMB1578. Left part: WHL169510. Right part: WHL169511 |
|---|

20.3. Heavy Duty, Elevating Legrests

Select a configuration, a legrest with extension, and type of footplate. Pair (P), left (L), and right (R) configurations are selected by checking the appropriate boxes.

1. Heavy Duty, Elevating Legrest Selection

- | |
|--|
| <input type="checkbox"/> P <input type="checkbox"/> L <input type="checkbox"/> R Heavy Duty, Elevating Legrest(s) with Calf Pad(s) \$275 ea. Part part: FRMASMB6702. Left: FRMASMB8444. Right: FRMASMB8445. |
|--|

2. Lower Extension

- | | |
|--|--|
| <input type="checkbox"/> P <input type="checkbox"/> L <input type="checkbox"/> R 11"-14" Length Part: FRMASMB4755. Left: RIG138026. Right: RIG138030 For reinforced footplates only. | <input type="checkbox"/> P <input type="checkbox"/> L <input type="checkbox"/> R 14"-17" Length Part: FRMASMB4756. Left: RIG138033. Right: RIG138035 For reinforced footplates only. |
| <input type="checkbox"/> P <input type="checkbox"/> L <input type="checkbox"/> R 12"-14.5" Length Part: FRMASMB4752. Left: FRMASMB5391. Right: FRMASMB4723 For angle adjustable footplates only. | <input type="checkbox"/> P <input type="checkbox"/> L <input type="checkbox"/> R 14.5"-18" Length Part: FRMASMB4753. Left: FRMASMB4724. Right: FRMASMB5392 For angle adjustable footplates only. |

3. Reinforced Footplates(s)

- | | |
|---|--|
| <input type="checkbox"/> P <input type="checkbox"/> L <input type="checkbox"/> R 7.25"Wx6"D Extruded Footplate Standard Part pair: FRMASMB4748. Left: RIG138055. Right: RIG138056 | <input type="checkbox"/> P <input type="checkbox"/> L <input type="checkbox"/> R 8.5"Wx6"D Extruded Footplate Standard Part pair: FRMASMB4747. Left: RIG138060. Right: RIG138062 |
|---|--|

4. Angle Adjustable Footplates(s) with Heel Loops

- | | |
|---|--|
| <input type="checkbox"/> P <input type="checkbox"/> L <input type="checkbox"/> R 6"Wx8"D \$87.50 ea. Pair part: FRMASMB4738. Left: RIG137793. Right: RIG137795. | <input type="checkbox"/> P <input type="checkbox"/> L <input type="checkbox"/> R 8"Wx11"D \$87.50 ea. Pair part: FRMASMB4744. Left: RIG137798. Right: RIG137799. May cause interference with seat widths less than 20" |
| <input type="checkbox"/> P <input type="checkbox"/> L <input type="checkbox"/> R 6"Wx11"D \$87.50 ea. Pair part: FRMASMB4741. Left: RIG137796. Right: RIG137797. | |

21. SET LEGREST LENGTH

REQUIRED with matching left and right legrest configuration. All efforts will be made to accommodate legrest length selection, but minor changes may need to be made to meet shipping guidelines. Some adjustments may be needed upon receipt of the unit. Non-matching or individual legrest configurations lengths are not set by the manufacturer.

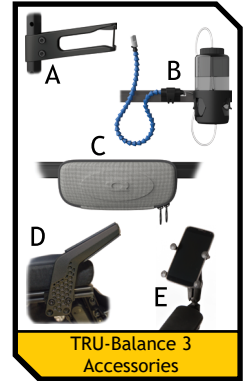
| | | | | | | | | | |
|-------------------|-------------------|--------------------|--------------------|--------------------|--------------------|--------------------|--------------------|--------------------|------------------|
| 8" L (#3472) | 9" L (#3474) | 10" L (#3476) | 11" L (#3478) | 12" L (#3480) | 13" L (#3482) | 14" L (#3484) | 15" L (#3486) | 16" L (#3488) | 17" L (#3490) |
| 8.5" L (#3473) | 9.5" L (#3475) | 10.5" L (#3477) | 11.5" L (#3479) | 12.5" L (#3481) | 13.5" L (#3483) | 14.5" L (#3485) | 15.5" L (#3487) | 16.5" L (#3489) | |

22. ACCESSORIES

Optional. Multiple accessories can be mounted along the various tracks but some interference may occur. Accessories may need to be mounted by the provider.

- TRU-Balance 3 Cane/Crutch Holder \$205
Part: ACC152515
- Quantum Backpack \$65
Part: ACC1905853
- TRU-Balance 3 Transfer Bar (Pair) (D) \$305
Part: ACC147773
Not available with Heavy Duty armrests.
- TRU-Balance 3 Cup Holder \$20
Part: ACC125003
For use with TRU-Balance 3 (track style) armrests.
- Cup Holder (Tube-style Armrest) \$20
Part: ACCASMB2634
For use with tube-style armrests.
- TRU-Balance 3 Personal Item Hook \$20
Part: ACC125008
Not available with back cane option.
- TRU-Balance 3 Reflector Kit \$35
Part: ACC124670
- TRU-Balance 3 Backpack Holder (Pair) (A) \$42
Part: ACC147774
Not available with back cane option.
- TRU-Balance 3 Front Mounted \$95
Cell Phone/ Media Holder, X-Grip (E)
Part: ACC155835
Not available with Heavy Duty armrests.
- TRU-Balance 3 Rear View Mirror \$35
Part: ACC155833
Not available with Heavy Duty armrests.
- TRU-Balance 3 Oxygen Holder \$110
Part: ACC125006.

- TRU-Balance 3 Clothing Guard (Pair) \$275
Part: ACC125007
Not available with Heavy Duty armrests.
- TRU-Balance 3 Glove Box (C) \$85
Part: ACC125011
- Stealth Large Tablet Holder \$565
Part: ACC141818
Not available with Heavy Duty armrests.
- Trilogy Vent Tray \$420
Part: ACC136791.
- Compact Vent Tray \$1,495
Part: ACC133889.
- Push Handles (pair) \$140
Part: ACC147772
Not available with oxygen holder, back cane option, or vent tray. Required with attendant manual recline.
- Accessory Bar \$90
Part: MEC125098
Horizontal rail attached to rear of seat. Standard with the Trilogy vent tray and oxygen holder.
- Large, Black, Weather Cover \$240
Part: ACCCOVR1021
- Q-Logic EX/NE Programmer \$625
Part: ELEASMB6976



24. ALTERNATIVE CONTROLS AND ELECTRONICS

Optional. Select a type of specialty controls below. More options are available on the [Alternative Controls and Electronics order form](#).

24.1. Enhanced Display

- Q-Logic 3 Enhanced Display Kit \$2,045
Part: CTL167726
Select a color option below. Includes enhanced display, flexible gooseneck and mounting bracket. Features: 3.5" LCD display; up to 5 profiles to control drive, seat, and auxiliary functions; Bluetooth connectivity for mobile devices and mouse emulation; integrated single switch scanner; IR controls.



Q-Logic 3 Enhanced Display Shroud

Required with Q-Logic 3 Enhanced Display selection above. Reference colors shown on page 2.

| | | | |
|--|--|--|--|
| Black, Soft Touch No Charge Part: DGN137728 | Non-matching Shroud No Charge Select color below | Match Shroud to Base Color Standard Part: See color below | |
| Red Corvette Part: DGN137729-PRD1 | Back in Black Part: DGN137729-PBK1 | Pretty in Pink Part: DGN137729-PPK3 | Deep Purple Part: DGN137729-PPR5 |
| Electric Blue Part: DGN137729-PBU9 | Night Train Part: DGN137729-PBK3 | Evolution Orange Part: DGN137729-POR7 | Grey Street Part: DGN137729-PSL3 |
| | | | Midnight Blue Part: DGN137729-PBU10 |
| | | | Green Machine Part: DGN137729-PGN11 |

Alternative controls and electronics section continued on following page.

24. ALTERNATIVE CONTROLS AND ELECTRONICS CONTINUED

24.2. SCIM Module

Optional.

SCIM Module for Q-Logic 3 \$850
 Part: CTL168055

Allows use of joystick display for specialty devices. Available with Q-Logic 3 EX Joystick selection above. Up to 5 profiles to control drive, seat, and auxiliary functions, excluding sip-n-puff and single switch functions. A switch is required to operate the input device attached to the SCIM module.



24.3. Q-Logic 3 SAJ

Q-Logic 3 EX SAJ \$850
 Part: CTL143980

Must be used in conjunction with Enhanced Display or Q-Logic 3 Joystick.



24.4. Head Array

Adult, i-Drive Tri-Array Series, 3-Switch \$5,855
 Head Array (IDHBT200-1)

Part: ST-IDHBT200-1-Q.
 Features bluetooth, head support, 3 non-proportional proximity sensors for drive control, an egg switch for reset mode change, and i-Drive smart box.

Adult, i-Drive Pro Series Head Array \$5,855
 (IDHBT300-1)

Part: ST-IDHBT300-1-Q.
 Features bluetooth, head support with occipital pad and 2 swing-away spot pads for left and right side, 3 non-proportional proximity sensors, an egg switch for reset mode change, and i-Drive smart box.



24.5. Sip and Puff Drive

1. Sip and Puff Module

Sip and Puff Module for Q-Logic 3 \$1,695
 Part: CTL168056 ADP: WEX5

Includes module and mounting hardware.

2. Sip and Puff Straw and Mount

Stealth Sip and Puff for Comfort Series, \$410
 Left Mount (SP625-CL)

Part: ST-SP625-CL-Q.
 Includes straw and mounting hardware. Use with Stealth Comfort Plus headrests.

Stealth Sip and Puff for Stealth i-Drive, \$410
 Head Array (SP625-U)

Part: ST-SP625-U-Q.
 Includes straw and mounting hardware. Use with Stealth i-Drive Head Arrays.

Stealth Sip and Puff for Comfort Series, \$410
 Right Mount (SP622-CR)

Part: ST-SP625-CR-Q.
 Includes straw and mounting hardware. Use with Stealth Comfort Plus headrests.



24.6. Egg Switches

Red Egg Switch (ESRED) \$100
 Part: SWTMCR01077

Blue Egg Switch (ESBLU) \$100
 Part: SWTMCR01079

Black Egg Switch (ESBLK) \$100
 Part: SWTMCR01081

Green Egg Switch (ESGRN) \$100
 Part: SWTMCR01078

Yellow Egg Switch (ESYEL) \$100
 Part: SWTMCR01080



24.7. Switch Adapter

2 to 1 Switch Adapter \$135
 Part: DWR1361H037

Connects 2 single switches to a stereo jack to act as a dual switch.

24.8. Environmental Controls

Q-Logic 3 ECU Module Kit \$1,780
 Part: CTL168057

24.9. USB Mobile Device Charger

USB Mobile Device Charger \$185
 Part: ELE168069

Can charge 1 device. A multiplier harness is required and must be added when a Static Seat or Power Tilt Only seating system is chosen. The selection of more than 3 modules requires an additional multiplier.



25. POSITIONING COMPONENTS

Optional. More options are available on the [Positioning Components Order Form](#).

25.1. Stealth Thoracic Laterals

Swing-away laterals may interfere with TRU-Balance 3 armrests and 2-post, flip up armrests. These laterals are not available with the back cane option.

1. Thoracic Lateral Bracket

Swing-away, Rail Mounts, pair (TWBTLTC) \$590
 Part: INDPART2677. : E1028

2. Thoracic Lateral Pads

Curved Pads, 3"x5", pair (TWBL-3X5)..... \$140 Curved Pads, 4"x6", pair (TWBL-4X6)..... \$140
 Part: INDPART2663. : E0956 Part: INDPART2664. : E0956

3. Thoracic Lateral Installation

Install Laterals Do Not Install
 Part: PTOINDV3499 Part: PTOINDV3500

25.2. Stealth UniLink Pelvic/Thigh Guide

1. UniLink Pelvic/Thigh Hardware

UniLink, 5" Height Adjustable & Removable Hardware... \$320 ea. UniLink, 7" Height Adjustable & Removable Hardware... \$320 ea.
 Part: ST-UTTP5-Q Part: ST-UTTP7-Q

2. UniLink Pelvic/Thigh Pads

^Please verify the appropriate billing code to be used for this item with all third-party payors.

UniLink, 4" x 4" Pad \$125 ea. UniLink, 4" x 12" Pad \$165 ea.
 Part: ST-UTP544056100-Q Part: ST-UTP548056100-Q

UniLink, 4" x 8" Pad..... \$135 ea.
 Part: ST-UTP548056100-Q



3. UniLink Pelvic/Thigh Additional Links

UniLink, 1.5" Link \$40 ea. UniLink, 2" Link..... \$40 ea.
 Part: ST-UIL001150A000-Q Part: ST-UIL001200A00-Q

4. UniLink Pelvic/Thigh Guide Installation

Install on Left Install on Right Do Not Install
 Part: PTOINDV3585 Part: PTOINDV3586 Part: PTOINDV3719

25.3. Stealth Pelvic/Thigh Guides

Pelvic/thigh guides may interfere with the joystick receiver block and down posts. Please provide quantity next to check box.

1. Pelvic/Thigh Guide Bracket

Flip Down Bracket (TWBTLADD-HW) \$300 ea. Flip Down with LEFT Full Surface Contact \$400 ea.
 Part: INDPART2804. : E1028 Feature (TWBADD-L & LPHW407)
 Part: POS140428.
 Removable Bracket (LP430)..... \$330 ea.
 Part: INDPART2805. : E1028 Flip Down with RIGHT Full Surface Contact..... \$400 ea.
 Feature (TWBADD-R & LPHW407)
 Part: POS140429.
 Removable Bracket with 1" Offset (LP430 & LHW-121)... \$430 ea.
 Part: INDPART2854. : E1028

2. Pelvic/Thigh Guide Adapter

2" Height Adapter Plate (LHW-122).....\$40 2 1/4" Adapter Plate (LHW-129)\$40
 Part: INDPART2821. Part: POS140430.
 Height adapter is needed with TRU-Comfort seat cushions. Not available with the flip down bracket. Only available with the flip down full surface bracket.

3. Pelvic/Thigh Guide Pad

^Please verify the appropriate billing code to be used for this item with all third-party payors.

Short Pad, 4"x4" (TWBADD-4X4) \$70 ea. Long Pad, 4"x12" (TWBADD-4X12) \$70 ea.
 Part: INDPART2801. Part: INDPART2803.
 Medium Pad, 4"x8" (TWBADD-4X8)..... \$70 ea.
 Part: INDPART2802.

4. Pelvic/Thigh Guide Installation

Install on Left Install on Right Do Not Install
 Part: PTOINDV3585 Part: PTOINDV3586 Part: PTOINDV3719

25.4. Stealth i-Fit Chest Harness

Upper Classic, Medium (IFPS1103) \$190 ea. Upper Contour, Medium (IFPS2103)..... \$190 ea.
 Part: ST-IFPS1103-Q. Part: ST-IFPS2103-Q.
 Upper Classic, Large (IFPS1104) \$190 ea. Upper Contour, Large (IFPS2104) \$190 ea.
 Part: ST-IFPS1104-Q. Part: ST-IFPS2104-Q.



Positioning components section continued on following page.

25. POSITIONING COMPONENTS CONTINUED

25.5. Stealth i-Fit Chest Straps

Chest Strap, Medium w/ Belt Anchor \$120 ea.
(IFCS4113)
Part: ST-IFCS4113-Q.

Chest Strap, Large w/ Belt Anchor \$120 ea.
(IFCS4114)
Part: ST-IFCS4114-Q.



25.6. Stealth Swing-Away Headrest Mounts

These swing-away headrest mounts are only available with the Stealth Comfort Series headrests. The 1" ball kit must be selected to mount the facial lateral to the headrest bracket. Select a facial pad(s) with the facial lateral(s).

1. Facial Lateral Hardware

Facial Lateral for Comfort Series..... \$430 ea.
Right Side (CPS9-R-HW)
Part: INDPART2647.

Facial Laterals for Comfort Series \$430 ea.
Left and Right Side (CPS9-B-HW)
Part: INDPART2649.

Facial Lateral for Comfort Series..... \$430 ea.
Left Side (CPS9-L-HW)
Part: INDPART2648.



2. Facial Lateral Pads and Accessories

1" Ball Kit for Facial Laterals (TWB-1BK) (D) \$100
Part: POS150532
Required with facial laterals to mount to comfort headrest brackets.

Facial Pad, 4"x2" (900-Q)..... \$70 ea.
Part: ST-900-Q. : K0108


Facial Pad, 6"x2" (920-Q)..... \$70 ea.
Part: ST-920-Q. : K0108

Egg Switch Mount (ESM) (A) \$70 ea.
Part: INDPART2815

Swing-Away Joystick Mount, 18" Rod (C) \$295 ea.
Part: ST-SUS18-Q

Figure 8 Bracket with 13" Rod..... \$315 ea.
and Egg Switch Mount (B)
Part: ST-F8675-13-Q

Allows mounting of facial pads and attaches to the headrest



25.7. Stealth Elbow Support

1. Elbow Support Bracket

Left, Swing-Away, Elbow Support \$230 ea.
Bracket Tube Style Arms (ARMS-ES-L)
Part: POS124064.

Right, Swing-Away, Elbow Support \$230 ea.
Bracket Tube Style Arms (ARMS-ES-R)
Part: POS124066.


Left, Fixed Elbow Support Bracket..... \$230 ea.
TRU-Balance 3 Arms (ARMS-ESFTB3-L)
Part: POS133465

Right, Fixed Elbow Support Bracket \$230 ea.
TRU-Balance 3 Arms (ARMS-ESFTB3-R)
Part: POS133466

2. Elbow Support Pad

3"Wx3"H Elbow Pad (ARMS-ES-3X3) \$70 ea.
Part: POS124065. HCPCS: K0108

4"Wx4"H Elbow Pad (ARMS-ES-4X4)..... \$70 ea.
Part: POS124067. HCPCS: K0108



25.8. Stealth Foot Boxes

^Please verify the appropriate billing code to be used for this item with all third-party payors.

Stealth Small Foot Boxes, 5"Wx8"Dx7"H \$625
(SPLE107) (pair)
Part: INDPART2786.

Stealth Large Foot Boxes, 7"Wx12"Dx11"H \$625
(SPLE109) (pair)
Part: INDPART2788.

Stealth Medium Foot Boxes, 6"Wx10"Dx9"H \$625
(SPLE108) (pair)
Part: INDPART2787.

25.9. Stealth Padded Shoe Holder

Stealth Small Padded Shoe Holder 3.75"Wx6.25"D \$220
(SPLE111) (pair)
Part: INDPART2783.

Stealth X-Large Padded Shoe Holder, 5"Wx10.75"D \$220
(SPLE114) (pair)
Part: INDPART2785.

Stealth Medium Padded Shoe Holder, 4"Wx8.25"D \$220
(SPLE112) (pair)
Part: INDPART2784.

26. TRU-BALANCE 3 MULTIPLIER HARNESS

REQUIRED. Multiple controllers or power accessories may require an additional multiplier harness or special order. Reference the chart below to determine the appropriate selection. The rows refer to the total amount of arm mounted devices and the columns refer to the total amount of back mounted devices. The online order configurator will automatically make this selection under specialty controls.

- No Additional Multiplier (NA)..... No Charge
Part: Configuration selection
- Secondary Multiplier (SM)..... \$250
Part: HAR144004
- Special Order Configuration (SOF)
Part: Configuration selection

| | | | | | |
|-------------|-------------------------|--|--|--|--|
| Arm Mounts | Joystick (Hand Control) | | | | |
| | Enhanced Display | | | | |
| | iAccess | | | | |
| | USB Charger | | | | |
| | SAJ | | | | |
| Back Mounts | Attendant Control | | | | |
| | SCIM | | | | |
| | Sip n Puff | | | | |
| | ECU | | | | |

| | 1 Arm | 2 Arm | 3 Arm | 4+ Arm |
|---------|-------|-------|-------|--------|
| 0 Back | NA | SM | SM | SOF |
| 1 Back | NA | SM | SM | SOF |
| 2 Back | SM | SM | SM | SOF |
| 3+ Back | SOF | SOF | SOF | SOF |

Power Positioning Chart

| | 1 Arm | 2 Arm | 3 Arm | 4+ Arm |
|---------|-------|-------|-------|--------|
| 0 Back | NA | SM | SOF | SOF |
| 1 Back | NA | SM | SOF | SOF |
| 2 Back | SM | SM | SOF | SOF |
| 3+ Back | SOF | SOF | SOF | SOF |

Static Seat Chart

Q-Logic 3 Multiplier Charts

NA No additional Multiplier
 SM Secondary Multiplier
 SOF Special Order Required