



Pride Mobility Products Co.

5096 South Service Rd, Beamsville, ON, L0R 1B3

Phone: 888-570-1113 | Fax: 866-514-1303 | Email: productorders@pridemobility.com

Q6 Edge® 3 Stretto Order Form TRU-Balance® 3 Positioning

Account Number: _____ Date: _____

Provider Name: _____

Contact: _____

Phone: _____ Fax: _____

Email: _____

PO Number: _____

Marked for: _____

Ship to Address: _____

City: _____ Prov: _____ PC: _____



INTRODUCTION

This form is interactive when viewed with [Adobe Acrobat Reader](#). Complete the form by placing checks in the desired boxes and provide information in the interactive fields. Buttons shown at the bottom of the form may be utilized to print or submit the order form through a desktop email application. To email via a web-based application, please 'Save As' and attach the PDF to your email.

This order form contains a large variety of options to fulfill various patient needs. Descriptions and section notes, such as optional or required, are included to help you complete your order. Other part numbers can be found on the quote acknowledgment after this order form is submitted. Please contact Quantum® Sales at 888-570-1113 if assistance is needed. Send the completed order form by fax (866-514-1303) or email (productorders@pridemobility.com). Incomplete forms may delay the quote or order. Customer service will contact you if the order is incomplete or if there are compatibility issues. If special order requests are needed, be sure that the Patient Information section is completed

All prices are MSRP. Prices, specifications, part numbers, and availability are subject to change without notice. Prices and part numbers as shown are only available when configured as a complete power chair. Please contact technical service for accurate parts ordering.

Thank you for choosing Quantum!

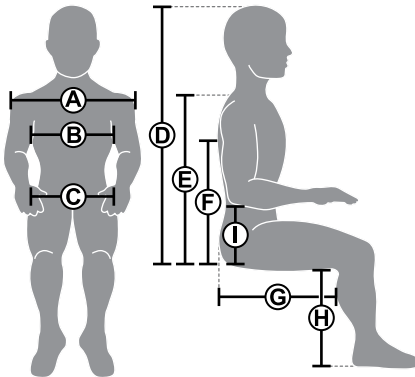
PATIENT INFORMATION

Weight: _____ Height: _____

A. Shoulder Width: _____ D. Max Sitting Height: _____ G. Thigh Depth: _____

B. Chest Width: _____ E. Shoulder Height: _____ H. Lower Leg Length: _____

C. Hip Width: _____ F. Axilla Height: _____ I. Elbow Height: _____



1. BASE MODEL

REQUIRED. Select a group 3 power base. 300 lb. weight capacity with standard 6mph programmable motors and off board charger. XLR USB charger is included. Dimensions of base without legrests: 20.5"Wx35.5"L

Quantum Q6 Edge 3 Stretto 3S-SS.....\$8,450
Part: Q6 EDGE 3 STRETTO


















2. DRIVE MOTORS

Optional. Requires Q-Logic 3 electronics. The standard 6 mph motor can be upgraded to Accu-Trac motors that delivers enhanced traction and tracking, especially with switched drive controls.

- Accu-Trac Motor Technology\$995
Part: MOT147881.
- Standard Motor Package..... Standard

3. BASE COLOR

REQUIRED. Select one shroud color. Colors shown here may differ from actual product depending on monitor/printer calibration used.

- | | | | |
|---|--|--|--|
|  Red Corvette
Part: DGN1900199-PRD1 |  White Satin
Part: DGN1900199-PWT2 |  Midnight Blue
Part: DGN1900199-PBU10 |  Military Green
Part: DGN1900199-PGN8 |
|  Cherry Bomb
Part: DGN1900199-PRD4 |  Deep Purple
Part: DGN1900199-PPR5 |  Electric Blue
Part: DGN1900199-PBU9 |  Sugar Plum
Part: DGN1900199-PPR7 |
|  Back in Black
Part: DGN1900199-PBK1 |  Raspberry Beret
Part: DGN1900199-PPK4 |  Blue Jean
Part: DGN1900199-PBU11 | |
|  Night Train
Part: DGN1900199-PBK3 |  Pretty in Pink
Part: DGN1900199-PPK3 |  Lemon Crush
Part: DGN1900199-PYL4 | |
|  Grey Street
Part: DGN1900199-PSL3 |  Evolution Orange
Part: DGN1900199-POR7 |  Green Machine
Part: DGN1900199-PGN11 | |

4. BASE MOUNTED LIGHTS

Optional. Select one option.

- Switch Fender Lights..... No Charge
Part: DGN1810041
Fender lights operate by pressing included single switch button. Fender lighting is not available with Single Actuator Control through Toggle Box.
- Base Mounted, LED, Full Light Package \$770
Part: ELE1905403
Requires NE+ 8 Key, Q-Logic 3 EX Joystick for Full Lights, or Q-Logic 3e Joystick.

5. QUANTUM BACKUP CAMERA

Optional. The backup camera may interfere with armrest mounted accessories such as media device holder.

- Quantum Backup Camera \$475
Part: MEC1910365

1. Optional Mounting Bracket

- Backup Camera Headrest Bracket..... \$30
Part: MEC1910373
Works with .5" x .5" vertical supports only.



6. DRIVE WHEELS

REQUIRED. Select a type of drive wheel. Accent colors are available for 14" tires.

6.1. Drive Wheels

- | | |
|--|--|
| 3"x14" Pneumatic Tires..... No Charge
Part: WHL1713925 | 2"x12.5" Pneumatic Tires No Charge
Part: WHL1810666 |
| 3"x14" Flat Free Tires No Charge
Part: WHL1704058 | 2"x12.5" Flat Free Tires No Charge
Part: WHL1810665 |

6.2. Drive Wheel Accent Color for 14" Tires

Not available with 12.5" tires.

- | | | |
|---|--|--|
| Back in Black No Charge
Part: DGN164245-PBK1 x2 | Deep Purple No Charge
Part: DGN164245-PPR5 x2 | Blue Jean No Charge
Part: DGN164245-PBU11 x2 |
| Red Corvette No Charge
Part: DGN164245-PRD1 x2 | Raspberry Beret No Charge
Part: DGN164245-PPK4 x2 | Lemon Crush No Charge
Part: DGN164245-PYL4 x2 |
| Cherry Bomb No Charge
Part: DGN164245-PRD4 x2 | Pretty in Pink No Charge
Part: DGN164245-PPK3 x2 | Green Machine No Charge
Part: DGN164245-PGN11 x2 |
| Night Train No Charge
Part: DGN164245-PBK3 x2 | Evolution Orange No Charge
Part: DGN164245-POR7 x2 | Military Green No Charge
Part: DGN164245-PGN8 x2 |
| Grey Street No Charge
Part: DGN164245-PSL3 x2 | Midnight Blue No Charge
Part: DGN164245-PBU10 x2 | Sugar Plum No Charge
Part: DGN164245-PPR7 x2 |
| White Satin No Charge
Part: DGN164245-PWH2 x2 | Electric Blue No Charge
Part: DGN164245-PBU9 x2 | |

7. BATTERIES

Optional. The powerchair requires 2 batteries and will be installed if ordered.

- NF-22, Gel, 55AH, Interceptor Battery..... \$300 ea.
Part: BAT1704613.
Uses 8 AMP charger
- Gel, 40AH Interceptor Battery..... \$200 ea.
Part: BAT1704612.
Uses 5 AMP charger.

8. ELECTRONICS

REQUIRED. Select a type of drive control from the following sections. The No Joystick option is used to omit the joystick and utilize another control, such as a specialty control at the end of this form or found on the [Alternative Controls and Electronics Order Form](#).

8.1a. Non-Expandable Controls

Select a joystick below or omit selection if another controller type is desired. Non-expandable does not allow supplementary drive controllers.

NE 4-Key Joystick.....Standard
Part: CTLDC1554

Available with Tilt Only through Toggle.

package.

No Joystick, Setup for NE+ Joystick No Charge
Part: XRF000009

NE+ 6-Key Joystick No Charge
Part: XRF000001

Control up to 2 actuators through joystick.

NE+ 8-Key Joystick (2 Actuators) No Charge
Part: CTLDC1561

Control up to 2 actuators through joystick and full light



8.1b. Expandable Controls - Quantum Intelligent Systems™

Select expandable controls or omit selection if another controller type is desired. Expandable controls allow multiple or specialized controllers.

2. Q-Logic 3 Joystick

Q-Logic 3 EX Joystick.....\$900
Part: CTL167724

Q-Logic 3 EX Joystick for Full Lights\$900
Part: CTL167725

Q-Logic 3e Joystick \$620
Part: CTL1910600

Can operate full light package. Not available with alternative or specialty controls.

No Joystick, Setup for Q-Logic 3
Part: XRF000010



8.2. Q-Logic 3 Joystick Armor

REQUIRED with Q-Logic 3 EX Joystick selections above. Not available with Q-Logic 3e Joystick. Reference colors shown on page 2. *Night train joystick armor will be the black, soft touch.

Black, Soft Touch No Charge
Part: DGN124307
Also matches Night Train shrouds.

Non-matching Armor..... No Charge
Part: PTOINDV3422
Select color below.

Match Armor to Base Color Standard
Part: PTOINDV3421

Red Corvette
Part: DGN124336-PRD1

Grey Street
Part: DGN124336-PSL3

Pretty in Pink
Part: DGN124336-PPK3

Blue Jean
Part: DGN124336-PBU11

Sugar Plum
Part: DGN124336-PPR7

Cherry Bomb
Part: DGN124336-PRD4

White Satin
Part: DGN124336-PWH2

Evolution Orange
Part: DGN124336-POR7

Lemon Crush
Part: DGN124336-PYL4

Back in Black
Part: DGN124336-PBK1

Deep Purple
Part: DGN124336-PPR5

Midnight Blue
Part: DGN124336-PBU10

Green Machine
Part: DGN124336-PGN11

Night Train*
See Black, Soft Touch

Raspberry Beret
Part: DGN124336-PPK4

Electric Blue
Part: DGN124336-PBU9

Military Green
Part: DGN124336-PGN8

9. JOYSTICK HANDLES

Optional. The NE/NE Plus Joysticks are standard with a carrot handle (See A in image). The optional handle will be mounted to the joystick and the standard handle will be shipped with the unit.

Mushroom Handle (B) \$120
Part: ACCASMB1860.

Extended I-Handle (G) \$140
Part: ACCASMB1857.

Chin Cup (C)..... \$85
Part: ACCASMB186190

Bodypoint 3" Goal Post Handle \$180
Part: PLSKNCP1057.

T-Bar (D) \$160
Part: ACCASMB1858.

Bodypoint 4" Goal Post Handle \$180
Part: PLSKNCP1058.

Medium Ball Handle (E)..... \$70
Part: ACCASMB1859.

Soft Ball Handle (F)..... \$120
Part: ACCASMB1856.



10. JOYSTICK MOUNTING BRACKETS

Optional. Select a mount to be used with a joystick selected in previous section.

10.1a. Fixed, In-line Joystick Bracket

Fixed, In-line, Bracket for Q-Logic 3Standard
Part: FRMASMB10617

Fixed, In-line, Bracket for NE/NE+Standard
Part: FRMASMB12744

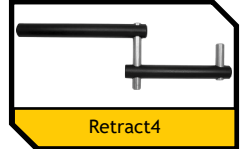


10.1b. Swing-Away (Retractable) Joystick Bracket

Allows the joystick to retract to the side of the armrest while maintaining the same joystick orientation.

Swing-away, Q-Logic 3\$265
Part: ACC1908434.

Swing-away, NE/NE+\$265
Part: ACC1908437.



10.1c. Specialty Joystick Mounts

Select a bracket and side to mount it.

Retract4 Mount\$450
Part: XRF000003. E1028
Full 180° of movement that translates into multi-position use, straight, right offset, left offset, or fold away. Joystick orientation varies as bracket is adjusted.

Stealth Swing-Away/Flip Down Bracket\$300
Part: XRF000005. E1028
Allows the joystick to pivot to side of armrest, or flip-down if bracket is adjusted.

Multi-Axis Mount\$100
Part: XRF000004
Allows height adjustment of joystick.



10.2. Joystick Mount Location

Left Side Mount
Part: PTOINDV1225

Right Side Mount
Part: PTOINDV1226

11. TRU-BALANCE® 3 SEATING - QUANTUM INTELLIGENT SYSTEMS™

REQUIRED. Maximum seat size is 20"W x 20"D.

11.1. TRU-Balance 3 Configuration

TRU-Balance 3 Static Seat\$1,045
Part: PTOINDV3442
20° of limited recline adjustment (-5/ +15) via gas strut within back cover.

TRU-Balance 3 Power Recline Only\$7,875
Part: PTOINDV3444.
175° of power recline.

TRU-Balance 3 Power Tilt Only\$6,245
Part: PTOINDV3443.
50° Center of Gravity (CG) power tilt seating system.

TRU-Balance 3 Power Tilt & Recline\$13,125
Part: PTOINDV3446.
50° CG power tilt with 175° of power recline. Full drive lockout at 20°.

11.2. 12" Power Lift

Optional.

TRU-Balance 3 12" Power Lift with iLevel®\$2,495
Part: PTOINDV3773.
12" of scissor lift with iLevel System.



11.3. Occupied Transit Kit

Optional. The power base is standard with Unoccupied Transit Loops. 60" Sure-Lok Lap Belt is required with Occupied Transit Option.

WC-19 Occupied Transit Option\$400
Part: KIT152047

To determine if your chair is WC-19 compliant (occupied), please refer to this website: <http://wc-transportation-safety.umtri.umich.edu/crash-tested-product-lists/wheelchairs>

11.4. Seat Dimension - Width

REQUIRED with seat selection. Maximum seat width is 20". Part number is SETWDTH plus number following # below. 12" Width is not available with 16" and 17" Depth. 13" and 15" widths are only available with non-matching back width.

12" W (#1002)	13" W (#1003)	14" W (#1004)	15" W (#1005)	16" W (#1006)	17" W (#1007)	18" W (#1008)	19" W (#1009)	20" W (#1010)
------------------	------------------	------------------	------------------	------------------	------------------	------------------	------------------	------------------

11.5. Seat Dimension - Width Package

REQUIRED with seat selection.

12"-16" Width Package
Part: XRF000006

14"-16" Width Package
Part: XRF000007

16"-20" Width Package
Part: XRF000008

11.6. Seat Dimension - Depth

REQUIRED with seat selection. Maximum seat depth is 20". Part number is SETDPTH plus number following # below.

12" D (#1002)	13" D (#1003)	14" D (#1004)	15" D (#1005)	16" D (#1006)	17" D (#1007)	18" D (#1008)	19" D (#1009)	20" D (#1010)
------------------	------------------	------------------	------------------	------------------	------------------	------------------	------------------	------------------

11.7. Seat Dimension - Depth Package

REQUIRED with seat selection.

12"-16" Depth Package
Part: XRF000011

14"-16" Depth Package
Part: XRF000012

16"-20" Depth Package
Part: XRF000013

11.8. Seat to Floor Height

REQUIRED.

Lowest Seat to Floor
Part: PTOINDV3558

Middle Seat to Floor
Part: PTOINDV3559

Highest Seat to Floor
Part: PTOINDV3560

Low	Med	High	
Static Seat/ Recline Only	16"	17"	18"
Power Tilt/Tilt & Recline	17.5"	18.5"	19.5"
Any Power Lift			
18"	19"	20"	
TRU-Balance 3 Seat to Floor Heights			

TRU-Balance 3 Seating section continued on following pages.

11. TRU-BALANCE 3 SEATING CONTINUED


11.9. Matching Seat Cushion

Optional. Specific cushion/component sizes available, part numbers, weight capacities, MSRP, HCPCS code, and special order cushions can be found on the respective complete [Stealth Cushion Order Forms](#). This section allows a quick selection of a single cushion that matches the seat pan width and depth. See specific order form for non-matching sizes, alternate covers and liners, or additional covers and liners.

Stealth Simplicity G Cushion

General use cushion with Stealth Tek 2, 2-way stretch, breathable cover.
Part series: *ST-SIMGXXYY*


Simplicity G, Matching Seat Size
Part: XRF000111



Stealth TRU-Comfort 2 SPP Cushion

Skin protection and positioning with Coolcore, 4-way stretch, breathable cover.
Part series: *ST-TC2SPPXXYY*


TRU-Comfort 2 SPP, Matching Seat Size
Part: XRF000116



Stealth Spectrum Foam SPP Cushion

Skin protection and positioning with Coolcore, 4-way stretch, breathable cover. Includes urethane liner.
Part series: *ST-SPCFSPXXYY*


Spectrum Foam SPP, Matching Seat Size
Part: XRF000112



Stealth Spectrum Gel SPP Cushion

Skin protection and positioning with Coolcore, 4-way stretch, breathable cover. Includes urethane liner.
Part series: *ST-SPCGSPPXXYY*


Spectrum Gel SPP, Matching Seat Size
Part: XRF000117



Stealth Solution SPP Cushion

Skin protection and positioning with Coolcore, 4-way stretch, breathable cover. Includes urethane liner.
Part series: *ST-SOLSPPXXYY*

Solution SPP, Matching Seat Size
Part: XRF000113



Stealth Essence SPP Cushion

Skin protection and positioning with Coolcore, 4-way stretch, breathable cover.
Part series: *ST-ESSSPPXXYY*


Essence SPP, No Wedge, Matching Seat Size
Part: XRF000118

Essence SPP, Small Wedge, Matching Seat Size
Part: XRF000119

Essence SPP, Medium Wedge, Matching Seat Size
Part: XRF000120

Essence SPP, Large Wedge, Matching Seat Size
Part: XRF000121


Essence Plus SPP, Large Wedge, Matching Seat Size
Part: XRF000121



Stealth Glacial SP Cushion

Skin protection with Coolcore, 4-way stretch, breathable cover.
Part series: *ST-GLSPXXYY*


Glacial SP, Matching Seat Size
Part: XRF000114



Stealth Zen SP Cushion

Skin protection with Coolcore, 4-way stretch, breathable cover.
Part series: *ST-ZENSPXXYY*

Zen SP, Matching Seat Size
Part: XRF000115



Stealth Premiere P Cushion

Positioning with Coolcore, 4-way stretch, breathable cover.
Part series: *ST-PREMPXXYY*

Premiere P, Matching Seat Size
Part: XRF000122



11.10. Back Type Selection

REQUIRED. Match a choice in this section with the options in the following back cushion configuration section.

Redesigned, Static Type Back \$735
Part: XRF000014

12" and 24" back width will use the TRU-Balance 3 Back assembly. Select a back cushion configuration in the subsequent section.

Back Cane Option No Charge
Part: XRF000015

Available only with TRU-Balance 3 Static Seat and Power Tilt (1 actuator) selections. Select cane type, back cane height, and back cushion configuration below.

Redesigned, Flip Forward Back \$735
Part: XRF000016

12" and 24" back width will use the TRU-Balance 3 Back assembly. Not available with manual or power recline systems. Only available with 2-post, flip back or pediatric armrests. Not available with 12"-14" width or with attendant manual recline. Select a back cushion type in the subsequent section.

11.11. Back Cane Selection (Back Cane Option Only)

REQUIRED when Back Cane Option is selected above. Select type and height of back canes.

1. Back Cane Type

Angle Adjustable No Charge
Part: MEC140266

Flip Forward \$25
Part: MEC140272

1" Endo \$70
Part: MEC141455

2" Endo \$70
Part: MEC141456

2. Back Cane Height

16"H Cane
Part: FRMASMB15834

17"H Cane
Part: FRMASMB15835

20"H Cane
Part: FRMASMB15838

21"H Cane
Part: FRMASMB15839

24"H Cane
Part: FRMASMB15842

25"H Cane
Part: FRMASMB15843

TRU-Balance 3 Seating section continued on following pages.

11. TRU-BALANCE 3 SEATING CONTINUED

11.12. Back Cushion Configuration

REQUIRED. Sport Back and TRU-Comfort Back selections up to 22" back width will be the Sport 4 or TRU-Comfort 4 back cushions. Sport back and TRU-Comfort back selections of 24" back width will be the Sport or TRU-Comfort 2 back cushions. Select a configuration type and applicable dimensions. See the Sport, Q-Back, and TRU-Comfort back availability chart for stock order back size ranges. Other size backs may be available with special order and extended lead time.

1a. Sport Back/Omit/After-Market Interface

Sport Back No Charge
Part: XRF000017

Complete following width package and size.

Omit Back Pan/Cushion No Charge
Part: PTOINDV1287

Select a following width package.

After-market Back Interface No Charge
Part: ST-SSAPT4-Q. Select a set width in following section, range of 12"-21".

Overall seat depth may need to be adjusted to accommodate certain backs. May interfere with gel/waterfall armpads and arm through. Does not include brackets to mount after-market backs. A Special Order is required on back widths less than 16".

1b. TRU-Comfort Back

TRU-Comfort Back (Back Spine/Recline), Up to 16" Width \$835
Part: TC4V10W21W.

Complete following width package and size.

TRU-Comfort Back, Back Cane Option, 16" to 20" Width \$1,035
Part: TC4V10W21WBC.

Complete following width package and size.

TRU-Comfort Back (Static/Flip Forward), 22" Width \$1,235
Part: TC4V22W32W.

Complete following width package and size.

TRU-Comfort Back, Back Cane Option, 22" Width \$835
Part: TC4V22W32WBC.

Complete following width package and size.

1c. ADI Back, AL Series, 4-Point, Active Contour

Available with Back Cane Option only. Select a back type and the specific overall back height in subsequent section. Previously selected back cane height must be equal to the greater of overall height range.

Active Contour, 14" Wide x 13" or 14" Overall Height \$865
Part: ALBR14LA4.

Active Contour, 14" Wide x 16" or 17" Overall Height \$885
Part: ALBR14MA4.

Active Contour, 16" Wide x 19" or 20" Overall Height \$905
Part: ALBR16SA4.

Active Contour, 16" Wide x 21" or 22" Overall Height \$925
Part: ALBR16TA4.

Active Contour, 16" Wide x 23" or 24" Overall Height \$945
Part: ALBR16XA4.

Active Contour, 18" Wide x 19" or 20" Overall Height \$905
Part: ALBR18SA4.

Active Contour, 18" Wide x 21" or 22" Overall Height \$925
Part: ALBR18TA4.

Active Contour, 18" Wide x 23" or 24" Overall Height \$945
Part: ALBR18XA4.

Active Contour, 20" Wide x 19" or 20" Overall Height \$905
Part: ALBR20SA4.

Active Contour, 20" Wide x 21" or 22" Overall Height \$925
Part: ALBR20TA4.

Active Contour, 20" Wide x 23" or 24" Overall Height \$945
Part: ALBR20XA4.

1d. ADI Back, AL Series, 4-Point, Deep Contour

Available with Back Cane Option only. Select a back type and the specific overall back height in subsequent section. Previously selected back cane height must be equal to the greater of overall height range.

Deep Contour, 14" Wide x 13" or 14" Overall Height \$965
Part: ALBR14LD4.

Deep Contour, 14" Wide x 16" or 17" Overall Height \$985
Part: ALBR14MD4.

Deep Contour, 16" Wide x 19" or 20" Overall Height \$1,005
Part: ALBR16SD4.

Deep Contour, 16" Wide x 21" or 22" Overall Height \$1,025
Part: ALBR16TD4.

Deep Contour, 16" Wide x 23" or 24" Overall Height \$1,045
Part: ALBR16XD4.

Deep Contour, 18" Wide x 19" or 20" Overall Height \$1,005
Part: ALBR18SD4.

Deep Contour, 18" Wide x 21" or 22" Overall Height \$1,025
Part: ALBR18TD4.

Deep Contour, 20" Wide x 19" or 20" Overall Height \$1,005
Part: ALBR20SD4.

Deep Contour, 20" Wide x 21" or 22" Overall Height \$1,025
Part: ALBR20TD4.

Deep Contour, 20" Wide x 23" or 24" Overall Height \$1,045
Part: ALBR20XD4.

1e. ADI Back, AL Series, 4-Point, Extra Deep Contour

Available with Back Cane Option only. Select a back type and the specific overall back height in subsequent section. Previously selected back cane height must be equal to the greater of overall height range.

Extra Deep Contour, 16" Wide x 21" or 22" Overall Height \$1,125
Part: ALBR16T64.

Extra Deep Contour, 16" Wide x 23" or 24" Overall Height \$1,145
Part: ALBR16X64.

Extra Deep Contour, 18" Wide x 19" or 20" Overall Height \$1,105
Part: ALBR18S64.

Extra Deep Contour, 18" Wide x 21" or 22" Overall Height \$1,125
Part: ALBR18T64.

Extra Deep Contour, 18" Wide x 23" or 24" Overall Height \$1,145
Part: ALBR18X64.

Extra Deep Contour, 20" Wide x 19" or 20" Overall Height \$1,105
Part: ALBR20S64.

Extra Deep Contour, 20" Wide x 21" or 22" Overall Height \$1,125
Part: ALBR20T64.

Extra Deep Contour, 20" Wide x 23" or 24" Overall Height \$1,145
Part: ALBR20X64.

TRU-Balance 3 Seating section continued on following pages.

11. TRU-BALANCE 3 SEATING CONTINUED

1f. Q-Back 2.0, AL Series, Active Contour

Not available with Back Cane Option. Select a back type and the specific overall back height in subsequent section.

Active Contour, 14"Wx19-20"H Tilt/22"-23" H Recline..... \$985 Part: QB2AL14AS. E2613	Active Contour, 18"Wx19-20"H Tilt/22"-23" H Recline..... \$1,145 Part: QB2AL18AS. E2613
Active Contour, 14"Wx21-22"H Tilt/24"-25" H Recline..... \$985 Part: QB2AL14AT. E2613	Active Contour, 18"Wx21-22"H Tilt/24"-25" H Recline..... \$1,145 Part: QB2AL18AT. E2613
Active Contour, 16"Wx19-20"H Tilt/22"-23" H Recline..... \$1,145 Part: QB2AL16AS. E2613	Active Contour, 20"Wx19-20"H Tilt/22"-23" H Recline..... \$1,145 Part: QB2AL20AS. E2613
Active Contour, 16"Wx21-22"H Tilt/24"-25" H Recline..... \$1,145 Part: QB2AL16AT. E2613	Active Contour, 20"Wx21-22"H Tilt/24"-25" H Recline..... \$1,145 Part: QB2AL20AT. E2613

1g. Q-Back 2.0, AL Series, Deep Contour

Not available with Back Cane Option. Select a back type and the specific overall back height in subsequent section.

Deep Contour, 14"Wx19-20"H Tilt/22"-23" H Recline \$1,145 Part: QB2AL14DS.	Deep Contour, 18"Wx19-20"H Tilt/22"-23" H Recline \$1,325 Part: QB2AL18DS.
Deep Contour, 14"Wx21-22"H Tilt/24"-25" H Recline \$1,145 Part: QB2AL14DT.	Deep Contour, 18"Wx21-22"H Tilt/24"-25" H Recline \$1,325 Part: QB2AL18DT.
Deep Contour, 16"Wx19-20"H Tilt/22"-23" H Recline \$1,325 Part: QB2AL16DS.	Deep Contour, 20"Wx19-20"H Tilt/22"-23" H Recline \$1,325 Part: QB2AL20DS.
Deep Contour, 16"Wx21-22"H Tilt/24"-25" H Recline \$1,325 Part: QB2AL16DT.	Deep Contour, 20"Wx21-22"H Tilt/24"-25" H Recline \$1,325 Part: QB2AL20DT.

11.13. TRU-Balance 3 Back Shroud

REQUIRED. The back shroud is a feature of the TRU-Balance 3 seating system and is available in matching shroud colors. The back shroud is not available when Omit Back Pan/Cushion is selected. Reference colors shown on page 2.

Red Corvette Part: XRF000019	Night Train Part: XRF000022	Deep Purple Part: XRF000025	Evolution Orange Part: XRF000028	Blue Jean Part: XRF000031	Military Green Part: XRF000034
Cherry Bomb Part: XRF000020	Grey Street Part: XRF000023	Raspberry Beret Part: XRF000026	Midnight Blue Part: XRF000029	Lemon Crush Part: XRF000032	Sugar Plum Part: XRF000035
Back in Black Part: XRF000021	White Satin Part: XRF000024	Pretty in Pink Part: XRF000027	Electric Blue Part: XRF000030	Green Machine Part: XRF000033	

11.14. Lateral Positioning Wedge

Optional.

Lateral Positioning Wedge, pair \$30 Part: SET123465

Available with Sport and TRU-Comfort backs. Not available on power tilt backs 16"-17"H with limited adjustability on 18" H. Not available on power recline back 19"-20"H with limited adjustability on 21"H.

11.15. Back Width Package

REQUIRED except when Omit Back Pan/Cushion is selected. Available with +/-4" of seat width.

Match Seat Width Selections Part: PTOINDV3468	14"W-16"W Package Part: XRF000037	18"W-22"W Package Part: XRF000039
10"W-14"W Package Part: XRF000036	16"W-20"W Package Part: XRF000038	20"W-24"W Package Part: XRF000040

11.16. Back Width

REQUIRED except when Omit Back Pan/Cushion is selected. Available with +/-4" of seat width.

12" Back Width Part: PTOINDV3562	17" Back Width Part: PTOINDV3565	20" Back Width Part: PTOINDV3568	24" Back Width Part: PTOINDV3571
14" Back Width Part: PTOINDV3563	18" Back Width Part: PTOINDV3566	21" Back Width Part: PTOINDV3569	
16" Back Width Part: PTOINDV3564	19" Back Width Part: PTOINDV3567	22" Back Width Part: PTOINDV3570	

11.17. Back Cushion Configuration - Overall Back Height

Static Seat and Power Tilt available height range: 14"-25"H. Odd heights include 4" gap and even heights include 3" gap between seat pan and bottom of back cushion. Power Recline available height range: 19"-28"H. Odd heights include 6" gap and even heights include 7" gap. See the Sport and TRU-Comfort back availability chart for stock order back size ranges.

14" Height Part: SETHGHT1027	18" Height Part: SETHGHT1031	22" Height Part: SETHGHT1035	26" Height Part: SETHGHT1039
15" Height Part: SETHGHT1028	19" Height Part: SETHGHT1032	23" Height Part: SETHGHT1036	27" Height Part: SETHGHT1040
16" Height Part: SETHGHT1029	20" Height Part: SETHGHT1033	24" Height Part: SETHGHT1037	28" Height Part: SETHGHT1041
17" Height Part: SETHGHT1030	21" Height Part: SETHGHT1034	25" Height Part: SETHGHT1038	

TRU-Balance 3 Seating section continued on following page.

11. TRU-BALANCE 3 SEATING CONTINUED

Overall Height	Tilt or Static Width												Recline Width											
	12"	14"	15"	16"	17"	18"	19"	20"	21"	22"	24"	12"	14"	15"	16"	17"	18"	19"	20"	21"	22"	24"		
	14"	T	-	-	-	-	-	-	-	-	-	-	-	-	-	-	-	-	-	-	-	-	-	
15"	T	-	-	-	-	-	-	-	-	-	-	-	-	-	-	-	-	-	-	-	-	-		
16"	S	ST	ST	ST	ST	ST	ST	ST	ST	ST	ST	-	-	-	-	-	-	-	-	-	-	-		
17"	S	ST	ST	ST	ST	ST	ST	ST	ST	ST	ST	-	-	-	-	-	-	-	-	-	-	-		
18"	-	ST	ST	ST	ST	ST	ST	ST	ST	ST	ST	-	-	-	-	-	-	-	-	-	-	-		
19"	-	ST	ST	SQT	ST	SQT	ST	SQT	ST	SQT	ST	S	ST	ST	ST	ST	ST	ST	ST	ST	ST	S		
20"	-	ST	ST	SQT	ST	SQT	ST	SQT	ST	SQT	ST	S	ST	ST	ST	ST	ST	ST	ST	ST	ST	S		
21"	-	ST	ST	SQT	ST	SQT	ST	SQT	ST	SQT	ST	-	ST	ST	ST	ST	ST	ST	ST	ST	ST	ST		
22"	-	ST	ST	SQT	ST	SQT	ST	SQT	ST	SQT	ST	-	ST	ST	SQT	ST	SQT	ST	SQT	ST	SQT	ST		
23"	-	ST	ST	ST	ST	ST	ST	ST	ST	ST	ST	-	ST	ST	SQT	ST	SQT	ST	SQT	ST	SQT	ST		
24"	-	ST	ST	ST	ST	ST	ST	ST	ST	ST	ST	S	-	ST	ST	SQT	ST	SQT	ST	SQT	ST	ST		
25"	-	ST	ST	ST	ST	ST	ST	ST	ST	ST	ST	S	-	ST	ST	SQT	ST	SQT	ST	SQT	ST	ST		
26"	-	ST	ST	ST	ST	ST	ST	ST	ST	ST	ST	-	-	ST	ST	ST	ST	ST	ST	ST	ST	ST		
27"	-	ST	ST	ST	ST	ST	ST	ST	ST	ST	ST	-	-	ST	ST	ST	ST	ST	ST	ST	ST	S		
28"	-	ST	ST	ST	ST	ST	ST	ST	ST	ST	ST	-	-	ST	ST	ST	ST	ST	ST	ST	ST	S		
29"	-	ST	ST	ST	ST	ST	ST	ST	ST	ST	ST	-	-	ST	ST	ST	ST	ST	ST	ST	ST	ST		
30"	-	-	-	-	-	-	-	-	-	-	-	-	-	ST	ST	ST	ST	ST	ST	ST	ST	ST		
31"	-	-	-	-	-	-	-	-	-	-	-	-	-	ST	ST	ST	ST	ST	ST	ST	ST	ST		
32"	-	-	-	-	-	-	-	-	-	-	-	-	-	ST	ST	ST	ST	ST	ST	ST	ST	ST		

Sport, Q-Back, and TRU-Comfort Back Availability Chart

11.18. Power Tilt Privacy Flap

Optional. A privacy flap is standard with power recline systems. This selection is to add a flap for power tilt only systems.

Privacy Flap, 9.75"\$40
Part: DWR1044E456B

Privacy Flap, 12.75"\$40
Part: DWR1044E456A

12. TRU-BALANCE 3 ARMRESTS

REQUIRED. Select the desired type of armrest below. Please read notes to ensure seating compatibility. Be sure to also select an armrest size and armpad type.

12.1a. Flip-Back, 8"-16" H Armrests

Choose a left and right armrest and set height in the following section. Not available with waterfall armpads. Not available with Back Cane Option.

Flip-Back, 8"-16"H Armrests\$145 ea.
L R Left part: ARM1806662. Right part: ARM1806663

Armrest Support

Optional. Available up to 2" difference between seat and back width via endomorph or mesomorph configuration. Not available less than 16" width seat or back.

Flip-Back Armrest Downpost\$115 ea.
L R Left part: XRF000265. Right part: XRF000266

12.1b. Two-Post, Height Adjustable, Removable Armrests

Select the armrest and set the left and right heights in the following section. These armrests may interfere with offset backs/ back canes.

Full Length, Two-Post Armrest\$145 ea. Desk Length, Two-Post Armrest\$145 ea.
L R Left part: XRF000047. Right part: XRF000048 L R Left part: XRF000049. Right part: XRF000050

12.1c. Height Adjustable, Removable, Heavy Duty Armrests

Select a type of HD removable armrests and the set height in the following section. Only one height package is selectable as a normal configuration. Payer coding, coverage, and bundling guidelines may apply.

8"-12"H, Single Post, Height Adjustable, Removable,\$130 ea. 10"-14"H, Single Post, Height Adjustable, Removable,\$130 ea.
Heavy Duty (Sold in pairs) Heavy Duty (Sold in pairs)
Part: XRF000055. Part: XRF000056.

12.2. Armrest Height

REQUIRED. Set left and right armrest height. Note the available height range in the option description.

1. Left Armrest Height

8" H PTOINDV3535	10" H PTOINDV3537	12" H PTOINDV3539	14" H PTOINDV3541	16" H PTOINDV3543
9" H PTOINDV3536	11" H PTOINDV3538	13" H PTOINDV3540	15" H PTOINDV3542	

TRU-Balance 3 Armrest section continued on following page.

12. TRU-BALANCE 3 ARMRESTS CONTINUED

2. Right Armrest Height

8" H PTOINDV3450	10" H PTOINDV3452	12" H PTOINDV3454	14" H PTOINDV3456	16" H PTOINDV3458
9" H PTOINDV3451	11" H PTOINDV3453	13" H PTOINDV3455	15" H PTOINDV3457	

12.3. Armrest Size

REQUIRED. Select a left (L) and right (R) armrest size. This also affects armpad selection.

L R 10" Length L part: XRF000057. R part: XRF000123	L R 14" Length L part: XRF000058. R part: XRF000124	L R 17" Length L part: XRF000059. R part: XRF000125 Only available with Flip-Back, 8"-16" H Armrests and straight arm pads.
---	---	--

13. TRU-BALANCE 3 ARPAPDS

REQUIRED. Select to omit an armpad selection or select a left and right armpad type. Please note that waterfall and gel armpads may cause interference with the seat back.

No Armpad Selection No Charge Part: XRF000060 Not available with Flip-back, 8"-16" H armrests.	Interface for Aftermarket Pad No Charge Part: ARM1806928 Only available with Flip-back, 8"-16" armrests.
---	---

13.1a. Foam Armpads

L R Straight, Armpad Standard Left part: XRF000061. Right part: XRF000126	L R Waterfall, Armpad No Charge Left part: XRF000062. Right part: XRF000127 Not available with Flip-back, 8"-16" armrests.
---	---

13.1b. Gel Armpads

Sold only in pairs. Armpads are 3" wide. Manufacturer part number for full length is 314G and desk length is 310G.

a. Falcon Gel Armpads for Flip-Back Armrests

Falcon Gel, Full Length Left and Right \$300 Part: ARM1806807	Falcon Gel, Desk Length Left, Full Length Right \$300 Part: ARM1806810
Falcon Gel, Full Length Left, Desk Length Right \$250 Part: ARM1806813	Falcon Gel, Desk Length Left and Right \$250 Part: ARM1806806

b. Falcon Gel Armpads for Tube Style Armrests

Falcon Gel, Full Length Left and Right \$300 Part: ARM136438	Falcon Gel, Desk Length Left, Full Length Right \$300 Part: ARM136439
Falcon Gel, Full Length Left, Desk Length Right \$250 Part: ARM136442	Falcon Gel, Desk Length Left and Right \$200 Part: ARM136437

14. TRU-BALANCE 3 ARMREST BRACKETS

14.1. Joystick Bracket

REQUIRED.

Standard Fixed ReceiverStandard Part: XRF000063	Stealth Height Adjustable Receiver \$165 Part: XRF000064
---	--



14.2. Side Track Accessory Bracket for Flip-Back Armrests

Optional. Only available with flip-back, 8"-16" H armrests. This adds a 47mm channel to the side of the armrest to allow mounting of accessories with t-nuts.

Flip-Back Armrest, Side Track Accessory Bracket \$25 Part: MEC1809178

15. TRU-BALANCE 3 HEADRESTS

Optional. Select a headrest pad and bracket.

15.1a. Headrest Pads, Redesign Back Assembly

Only available with 14" to 22" back widths of Static Type or Flip Forward back, without occupied transit.

1. Headrest Pads

Stealth 8" Comfort Plus, Cool Core (CP08CCFPM) \$190 Part: ST-CP08CCFPM-Q. E0955	Stealth 14" Comfort Plus, Cool Core (CP14CCFPM) \$190 Part: ST-CP14CCFPM-Q. E0955
Stealth 10" Comfort Plus, Cool Core (CP10CCFPM) \$190 Part: ST-CP10CCFPM-Q. E0955	Stealth 6", Comfort Plus, Cool Core (CP06CCFPM) \$190 Part: ST-CP06CCFPM-Q. E0955

2. Headrest Brackets

Comfort Plus Headrest Mounting Bracket, UniLink\$255 Part: ST-UHB2D33200-Q. E1028

TRU-Balance 3 headrests section continued on following page.

15. TRU-BALANCE 3 HEADRESTS CONTINUED

15.1b. Headrests, Comfort Plus and Stealth Contoured

1. Headrest Pads

- | | |
|--|---|
| Stealth 8" Comfort Plus (CP450)..... \$190
<i>Part: POS148484. E0955</i> | Pediatric Comfort Plus (6"Wx4.5"H) (CPN350)..... \$190
<i>Part: SETHEAD1069. E0955</i> |
| Stealth 10" Comfort Plus (CP250)..... \$190
<i>Part: SETHEAD1057. E0955</i> | |
| Stealth 14" Comfort Plus (CP150)..... \$190
<i>Part: INDPART2327. E0955</i> | |

2. Headrest Brackets

- | |
|--|
| Multi-Axis Removable Headrest Bracket (HMO475P) \$200
<i>Part: HDWASMB1084. E1028</i> |
|--|

16. LAP BELTS

REQUIRED. Select a lap belt below.

16.1a. Standard Lap Belts

- | | | | | | |
|---|---|---|---|---|---|
| <input type="checkbox"/> 38" Lap Belt
<i>Part: ACCBELT1006</i> | <input type="checkbox"/> 50" Lap Belt
<i>Part: ACCBELT1000</i> | <input type="checkbox"/> 60" Lap Belt
<i>Part: ACCBELT1002</i> | <input type="checkbox"/> 70" Lap Belt
<i>Part: ACCBELT1003</i> | <input type="checkbox"/> 80" Lap Belt
<i>Part: ACCBELT1004</i> | <input type="checkbox"/> 90" Lap Belt
<i>Part: ACCBELT1001</i> |
|---|---|---|---|---|---|

16.1b. Optional Lap Belts

- | | |
|---|---|
| Stealth Retractable Lap Belt (IFRB5350).....\$175
<i>Part: ST-IFRB5350</i> | Stealth Positioning, 60" Single Pull, Push Button, Extra Large... \$65 Padded (11.5"), 2" Belt (IFPB5315)
<i>Part: ST-IFPB5315-Q</i> |
| Stealth Positioning, 60" Single Pull, Push Button, Medium..... \$65 (7.5") Padded, 1.5" Belt (IFPB5213)
<i>Part: ST-IFPB5213-Q</i> | 60" Sure-Lok Lap Belt (Non-retractable)..... \$200
<i>Required with ISO 7176-19 Compliant Transit Option. Part: ACCBELT1016</i> |
| Stealth Positioning, 60" Single Pull, Push Button, Large \$65 Padded (9.5"), 2" Belt (IFPB5314)
<i>Part: ST-IFPB5314-Q</i> | |

17. TRU-BALANCE 3 LEGREST CONTROLS

Optional. Specific power legrest options are selected later in this form. Select the control type here, if power legrests are desired, to assist the selection of the power positioning electronics.

- | | |
|---|---|
| <input type="checkbox"/> Independent Legrests (adds 2 actuator control requirement)
<i>Part: XRF000108</i> | <input type="checkbox"/> Articulating Foot Platform (adds 1 actuator control requirement)
<i>Part: XRF000110</i> |
| <input type="checkbox"/> Combined Legrests (adds 2 actuator control requirement)
<i>Part: XRF000109</i> | |

18. LEGRESTS

Optional. All efforts will be made to accommodate legrest length selection, but minor changes may need to be made to meet shipping guidelines. Some adjustments may be needed upon receipt of the unit. Reference the section's compatibility matrix for legrest interference.

18.1a. Center Mount Foot Platform

If power articulating foot platform is selected, be sure power legrest control has been selected in earlier section. Select legrest length in following section.

1. Foot Platform Assembly

- | | |
|--|--|
| Power Articulating Foot Platform\$3,145
<i>Part: PTOINDV3754. E1012+K0040</i> | Manually Adjustable Center Mount Foot Platform... \$265
<i>Part: XRF000155. K0040</i> |
|--|--|

2. Lower Extension and Angle Adjustable Footplates

- | | |
|--|--|
| 8"-12" Extension, 5"x6" Footplates
<i>Part: RIG152577</i>
<i>Not available with power articulating platform.</i> | 10"-16" Extension, 5"x6" Footplates
<i>Part: RIG150206</i> |
| 8"-12" Extension, 5"x8" Footplates
<i>Part: RIG152578</i>
<i>Not available with power articulating platform.</i> | 10"-16" Extension, 5"x8" Footplates
<i>Part: RIG150203</i> |
| | 10"-16" Extension, 5"x11" Footplates
<i>Part: RIG150212</i> |

3. Center Mount Calf Support

Calf pads are standard with a power articulating foot platform.

- | | |
|---|--|
| Small Calf Pads, AFP Only, (pair) 6"Wx6"H Standard
<i>Part: RIGASMB7120018</i> | Small Calf Pads, Manually Adjustable Center Mount Only, \$210 (pair) 6"Wx6"H
<i>Part: XRF000156</i> |
|---|--|

4. Center Mount Modular Footplate Extension Components

Optional. Assembly required. May require seating configuration adjustments to avoid front caster interference.

- | | |
|--|--|
| Width Extension for 8"D Footplates \$55
<i>Part: RIG152517</i> | 4" Outside Edge (pair) \$55
<i>Part: RIG152510</i>
<i>Only available with 6"D footplates and 8"D footplate extension.</i> |
| Width Extension for 11"D Footplates \$55
<i>Part: RIG152518</i> | 6" Outside Edge (pair) \$55
<i>Part: RIG152516</i>
<i>Available with 8"D and 11"D footplates and 11"D footplate extension.</i> |
| 2" Bell-Shaped Length Extension \$55
<i>Part: RIG152519</i>
<i>Not compatible with width extensions. Can be used with 6" outside edge with 11" footplates.</i> | |

Legrests section continued on following page.

18. LEGRESTS CONTINUED

5. Center Mount Additional Accessories

- Reversed Dartex Calf Pad Cover, Small (pair)..... \$150
Small part: RIG133717
- Footplate Connector \$55
Part: RIGASMB7120023

6. Stealth Gel Footplate Covers

- 5"x8" Tapered Gel Footplate Covers..... \$275
Part: ST-FPG5008T-Q.
- 6.5"x8" Tapered Gel Footplate Covers for Width Extension..... \$275
Part: ST-FPG6508T-Q. K0108
- 5"x11" Tapered Gel Footplate Covers..... \$275
Part: ST-FPG5011T-Q. K0108
- 7"x11" Tapered Gel Footplate Cover for Width Extension \$275
Part: ST-FPG7011T-Q. K0108

18.1b. Swing-Away Legrests

Select a legrest upper, a legrest extension, and type of footplate. Pair (P), left (L), and right (R) configurations are selected by checking the appropriate boxes.

1a. 60°-90° Swing-Away Legrest Upper

Adjustable in 5° increments.

- | | | |
|--------------------------|--------------------------|--------------------------|
| <input type="checkbox"/> | <input type="checkbox"/> | <input type="checkbox"/> |
| P | L | R |

60°-90° Swing-Away Legrest..... \$285
*Pair part: RIG120062. Left: FRMASMB17558.
Right: FRMASMB17559*
Not available with 11"-13" extensions.
- | | | |
|--------------------------|--------------------------|--------------------------|
| <input type="checkbox"/> | <input type="checkbox"/> | <input type="checkbox"/> |
| P | L | R |

60°-90° Swing-Away Legrest, Short..... \$285
*Pair part: RIG136481. Left: RIG132607.
Right: RIG132609.*
For use only with 11"-13" lower extensions.

2. Lower Extension

- | | | |
|--------------------------|--------------------------|--------------------------|
| <input type="checkbox"/> | <input type="checkbox"/> | <input type="checkbox"/> |
| P | L | R |

11"-13" Length
*Pair part: XRF000088.
Left: XRF000089.
Right: XRF000090.
N/A with Multi-axis.*
- | | | |
|--------------------------|--------------------------|--------------------------|
| <input type="checkbox"/> | <input type="checkbox"/> | <input type="checkbox"/> |
| P | L | R |

13"-16.5" Length
*Pair part: XRF000094.
Left: XRF000095.
Right: XRF000096.
N/A with Multi-Axis.*
- | | | |
|--------------------------|--------------------------|--------------------------|
| <input type="checkbox"/> | <input type="checkbox"/> | <input type="checkbox"/> |
| P | L | R |

11"-16.5" Length
*Pair part: XRF000091.
Left: XRF000092.
Right: XRF000093.
N/A with Angle Adjustable.*
- | | | |
|--------------------------|--------------------------|--------------------------|
| <input type="checkbox"/> | <input type="checkbox"/> | <input type="checkbox"/> |
| P | L | R |

15.5"-19.5" Length
*Pair part: XRF000097.
Left: XRF000098.
Right: XRF000099.*

3a. Extruded Footplate(s)

- | | | |
|--------------------------|--------------------------|--------------------------|
| <input type="checkbox"/> | <input type="checkbox"/> | <input type="checkbox"/> |
| P | L | R |

7.25"Wx6"D Extruded Footplate..... Standard
*Part pair: FRMASMB7847. Left: FRMASMB7861
Right: FRMASMB7862*
- | | | |
|--------------------------|--------------------------|--------------------------|
| <input type="checkbox"/> | <input type="checkbox"/> | <input type="checkbox"/> |
| P | L | R |

8.5"Wx6"D Extruded Footplate Standard
*Part pair: FRMASMB7848. Left: FRMASMB7863
Right: FRMASMB7864
May cause interference on seat widths less than 18".*

3b. Swing-Away Legrest, Angle Adjustable Footplate(s) with Heel Loops

¹The 6"x11" footplates may cause interference with seat widths less than 18". ²The 8"x11" footplates may cause interference with seat widths less than 20".

- | | | |
|--------------------------|--------------------------|--------------------------|
| <input type="checkbox"/> | <input type="checkbox"/> | <input type="checkbox"/> |
| P | L | R |

4"Wx6"D \$87.50 ea.
Pair part: FRMASMB10564. Left: RIG133537. Right: RIG133560
- | | | |
|--------------------------|--------------------------|--------------------------|
| <input type="checkbox"/> | <input type="checkbox"/> | <input type="checkbox"/> |
| P | L | R |

5"Wx6"D..... \$87.50 ea.
Pair part: FRMASMB10565. Left: RIG133538. Right: RIG133561
- | | | |
|--------------------------|--------------------------|--------------------------|
| <input type="checkbox"/> | <input type="checkbox"/> | <input type="checkbox"/> |
| P | L | R |

6"Wx8"D¹ \$87.50 ea.
Pair part: FRMASMB10567. Left: RIG133540. Right: RIG133563
- | | | |
|--------------------------|--------------------------|--------------------------|
| <input type="checkbox"/> | <input type="checkbox"/> | <input type="checkbox"/> |
| P | L | R |

6"Wx11"D¹ \$87.50 ea.
Pair part: FRMASMB10568. Left: RIG133541. Right: RIG133564
- | | | |
|--------------------------|--------------------------|--------------------------|
| <input type="checkbox"/> | <input type="checkbox"/> | <input type="checkbox"/> |
| P | L | R |

8"Wx11"D² \$87.50 ea.
Pair part: FRMASMB10569. Left: RIG133542. Right: RIG133565

60°-90° Swing-Away Legrest Compatibility Matrix	Power Recline or Static Seat			Power Tilt			Power Lift		
	Low	Med.	High	Low	Med.	High	Low	Med.	High
Extruded, 11"-16.5"	!	✓	✓	✓	✓	✓	✓	✓	✓
Extruded, 13"-16.5"	!	✓	✓	✓	✓	✓	✓	✓	✓
Extruded, 15.5"-19.5"	!	!	!	!	!	!	!	!	✓
Angle Adjustable, 13"-16.5"	!	✓	✓	✓	✓	✓	✓	✓	✓
Angle Adjustable, 15.5"-19.5"	!	!	!	!	!	!	!	!	✓
Multi-Axis, 11"-16.5"	!	✓	✓	✓	✓	✓	✓	✓	✓
Multi-Axis, 15.5"-19.5"	!	!	!	!	!	!	!	!	✓

- | |
|-------------------------------------|
| <input checked="" type="checkbox"/> |
|-------------------------------------|

 This rigging configuration causes no interference issues at this seat-to-floor height.
- | |
|--------------------------|
| <input type="checkbox"/> |
|--------------------------|

 This rigging configuration may have less than 1.75" clearance when fully extended and may interfere with the ground or reduce obstacle climbing ability.

TRU-Balance 3 power positioning electronics section continued on following page.

18. LEGRESTS CONTINUED

3c. Swing Away Legrest, Multi-Axis Footplate(s) with Heel Loops

¹The 6"x11" footplates may cause interference with seat widths less than 18". ²The 8"x11" footplates may cause interference with seat widths less than 20".

- | | |
|--|---|
| <p><input type="checkbox"/> <input type="checkbox"/> <input type="checkbox"/> 4"Wx6"D \$260 ea.
Pair part: FRMASMB9456. Left: RIG133531. Right: RIG133552</p> <p><input type="checkbox"/> <input type="checkbox"/> <input type="checkbox"/> 5"Wx6"D..... \$260 ea.
Pair part: FRMASMB9457. Left: RIG133532. Right: RIG133553</p> <p><input type="checkbox"/> <input type="checkbox"/> <input type="checkbox"/> 5"Wx8"D \$260 ea.
Pair part: FRMASMB9458. Left: RIG133533. Right: RIG133554</p> | <p><input type="checkbox"/> <input type="checkbox"/> <input type="checkbox"/> 6"Wx8"D¹ \$260 ea.
Pair part: FRMASMB9459. Left: RIG133534. Right: RIG133555</p> <p><input type="checkbox"/> <input type="checkbox"/> <input type="checkbox"/> 6"Wx11"D¹ \$260 ea.
Pair part: FRMASMB9460. Left: RIG133535. Right: RIG133558</p> <p><input type="checkbox"/> <input type="checkbox"/> <input type="checkbox"/> 8"Wx11"D² \$260 ea.
Pair part: FRMASMB9461. Left: RIG133536. Right: RIG133559</p> |
|--|---|

4. Swing-Away Legrest Accessory

- Gel Neoprene Footrest Sleeve (pair) \$130
Part: INDPART2243. K0108

18.1c. 70° Power Articulating, Swing Away Legrests

4" of articulating range. Be sure power legrest control has been selected in previous section. Select an upper extension type and footplate. Pair (P), left (L), and right (R) configurations are selected by checking the appropriate boxes. Select legrest length in following section.

1. Articulating Legrest Upper Assembly

- | | |
|--|---|
| <p><input type="checkbox"/> <input type="checkbox"/> <input type="checkbox"/> 70° Articulating, Swing-Away \$1,432.50 ea.
Legrest with 14.5"-18" Extension
Pair Part: FRMASMB9073. Left Part: FRMASMB9074.
Right Part: FRMASMB9075. Pair E1010+K0040+E0951</p> <p><input type="checkbox"/> <input type="checkbox"/> <input type="checkbox"/> 70° Articulating, Swing-Away \$1,432.50 ea.
Legrest with 11"-13" Extension
Pair Part: FRMASMB11444. Left Part: FRMASMB11366.
Right Part: FRMASMB11367. Pair E1010+K0040+E0951</p> | <p><input type="checkbox"/> <input type="checkbox"/> <input type="checkbox"/> 70° Motion Concepts \$3,145 pair
Maxx Swing-Away Power Elevating Pivot Plus Legrests with
13"-17" Extension and 7.25" x 9" Footplates
Pair Part: SOF.</p> |
|--|---|

70° Power Articulating, Swing-Away Legrest Compatibility Matrix	Power Recline or Static Seat			Power Tilt			Power Lift		
	Low	Med.	High	Low	Med.	High	Low	Med.	High
Angle Adjustable, 11"-13"	✓	✓	✓	✓	✓	✓	✓	✓	✓
Angle Adjustable, 14.5"-18"	!	!	!	!	!	!	!	!	!

- This rigging configuration causes no interference issues at this seat-to-floor height.
- This rigging configuration may have less than 1.75" clearance when fully extended and may interfere with the ground or reduce obstacle climbing ability.

2. Angle Adjustable Footplate with Heel Loop and Wheel Bumper

¹The 6"x11" footplates may cause interference with seat widths less than 18". ²The 8"x11" footplates may cause interference with seat widths less than 20".

- | | | |
|---|---|---|
| <p><input type="checkbox"/> <input type="checkbox"/> <input type="checkbox"/> 4"Wx6"D
Pair part: FRMASMB7448. Left part: RIG133543. Right part: RIG133566.</p> <p><input type="checkbox"/> <input type="checkbox"/> <input type="checkbox"/> 5"Wx6"D
Pair part: FRMASMB7449. Left part: RIG133544. Right part: RIG133567.</p> | <p><input type="checkbox"/> <input type="checkbox"/> <input type="checkbox"/> 5"Wx8"D
Pair part: FRMASMB7450. Left part: RIG133545. Right part: RIG133568.</p> <p><input type="checkbox"/> <input type="checkbox"/> <input type="checkbox"/> 6"Wx8"D¹
Pair part: FRMASMB7451. Left part: RIG133547. Right part: RIG133569.</p> | <p><input type="checkbox"/> <input type="checkbox"/> <input type="checkbox"/> 6"Wx11"D¹
Pair part: FRMASMB7452. Left part: RIG133548. Right part: RIG133570.</p> <p><input type="checkbox"/> <input type="checkbox"/> <input type="checkbox"/> 8"Wx11"D²
Pair part: FRMASMB7453. Left part: RIG133549. Right part: RIG133571.</p> |
|---|---|---|

3. Power Articulating, Swing-Away Legrest Accessories

- Calf Pad (pair) 6"Wx6"H..... No Charge
Part: MEC153735

18.1d. Elevating Legrests

Select a legrest upper, a legrest extension, and type of footplate. Pair (P), left (L), and right (R) configurations are selected by checking the appropriate boxes. Select legrest length in following section.

1. Elevating Legrests Upper

- Elevating Legrest Assembly \$275 ea.
Pair part: FRMASMB6483. Left: RIG138012
Right: RIG138013. E0990
Select lower extension and footplates

2. Lower Extension

- | | |
|---|--|
| <p><input type="checkbox"/> <input type="checkbox"/> <input type="checkbox"/> 11"-14" Length
Pair: FRMASMB4755
Left: RIG138026
Right: RIG138030
For reinforced only</p> <p><input type="checkbox"/> <input type="checkbox"/> <input type="checkbox"/> 12"-14.5" Length
Pair part: XRF000101.
Left: XRF000102.
Right: XRF000103.
For angle adjustable only</p> | <p><input type="checkbox"/> <input type="checkbox"/> <input type="checkbox"/> 14"-17" Length
Pair: FRMASMB4756
Left: RIG138033
Right: RIG138035
For reinforced only</p> <p><input type="checkbox"/> <input type="checkbox"/> <input type="checkbox"/> 14.5"-18" Length
Pair part: XRF000104.
Left: XRF000105.
Right: XRF000106
For angle adjustable only</p> |
|---|--|

Elevating Legrest Compatibility Matrix	Power Recline or Static Seat			Power Tilt			Power Lift		
	Low	Med.	High	Low	Med.	High	Low	Med.	High
Reinforced, 11"-14"	✓	✓	✓	✓	✓	✓	✓	✓	✓
Reinforced, 14"-17"	!	!	!	!	!	!	!	!	!
Angle Adjustable, 12"-14.5"	✓	✓	✓	✓	✓	✓	✓	✓	✓
Angle Adjustable, 14.5"-18"	!	!	!	!	!	!	!	!	!

- This rigging configuration causes no interference issues at this seat-to-floor height.
- This rigging configuration may have less than 1.75" clearance when fully extended and may interfere with the ground or reduce obstacle climbing ability.

18. LEGRESTS CONTINUED

3a. Reinforced Cast Footplate(s)

P L R 7.25"Wx6"D Reinforced Footplate..... Standard
 Pair part: FRMASMB4748. Left: RIG138055. Right: RIG138056

P L R 8.5"Wx6"D Reinforced Footplate Standard
 Pair part: FRMASMB4747. Left: RIG138060. Right: RIG138062
 May cause interference on seat widths less than 18."

3b. Angle Adjustable Footplate(s)

'The 6"x11" footplates may cause interference with seat widths less than 18". *The 8"x11" footplates may cause interference with seat widths less than 20". 4"x6" and 5"x6" footplates are only available in pairs.

P L R 4"Wx6"D \$87.50 ea.
 Pair parts: FRMASMB8812 x2.

P L R 6"Wx8"D¹ Footplates with Heel Loops \$87.50 ea.
 Pair part: FRMASMB4738. Left: RIG137793. Right: RIG137795

P L R 5"Wx6"D..... \$87.50 ea.
 Pair parts: FRMASMB8811 x2.

P L R 6"Wx11"D¹ Footplates with Heel Loops \$87.50 ea.
 Pair part: FRMASMB4741. Left: RIG137796. Right: RIG137797

P L R 5"Wx8"D Footplates with Heel Loops \$87.50 ea.
 Pair part: FRMASMB4735. Left: RIG137791. Right: RIG137792

P L R 8"Wx11"D² Footplates with Heel Loops \$87.50 ea.
 Pair part: FRMASMB4744. Left: RIG137798. Right: RIG137799

18.2. Legrest Accessories

Heel Loops (pair)..... \$35
 Part: FRMASMB7873. E0951
 Standard on angle adjustable and multi axis footplates when noted.

Wheel Bumper..... \$15 ea.
 Part: XRF000100

19. SET LEGREST EXTENSION LENGTH

REQUIRED with matching left and right legrest configuration. Part number is PTOINDV plus number following # below. All efforts will be made to accommodate legrest length selection, but minor changes may need to be made to meet shipping guidelines. Some adjustments may be needed upon receipt of the unit. Reference the section's compatibility matrix for legrest interference. Non-matching or individual legrest configurations lengths are not set by the manufacturer.

7" L (#3470)	8" L (#3472)	9" L (#3474)	10" L (#3476)	11" L (#3478)	12" L (#3480)	13" L (#3482)	14" L (#3484)	15" L (#3486)
7.5" L (#3471)	8.5" L (#3473)	9.5" L (#3475)	10.5" L (#3477)	11.5" L (#3479)	12.5" L (#3481)	13.5" L (#3483)	14.5" L (#3485)	

20. TRU-BALANCE 3 POWER POSITIONING ELECTRONICS

REQUIRED with power seating or legrest options. Select one option from section 20.1 or 20.3.

20.1a. Tilt Only through Toggle

Single Actuator Control, Power Tilt Only, Through Toggle (NE 4-Key Joystick Only)..... No Charge
 Part: ELE1905907
 Select toggle side. May require extended lead time when selected with Fender Lights.

1. Toggle Mount Side Selection

Left Side Toggle
 Part: PTOINDV1839

Right Side Toggle
 Part: PTOINDV1838

20.1b. NE+ 6 Key Controls through Joystick

Actuator Control Through NE+ Joystick No Charge
 Part: XRF000065.



TRU-Balance 3 power positioning electronics section continued on following pages.

20. TRU-BALANCE 3 POWER POSITIONING ELECTRONICS CONTINUED

21.1c. Q-Logic 3 Controls through Joystick

Single Actuator Through Q-Logic 3 No Charge
 Controller and Interface (AM1)
 Part: XRF000067.

Actuator Through Q-Logic 3 \$1,675
 Controller and Interface (AAM)
 Part: XRF000068.

1. Optional Switch Control

Not available with AM1 electronics. 4-Way switches will be mounted to same side of joystick.

4-Function Push Button.....\$225
 Part: CTL123218
 See next section for switch mounting.

4-Way Toggle.....\$575
 Part: ELEASMB5925

4-Way Button Toggle.....\$575
 Part: ELEASMB5926

iAccess Flat Button.....\$575
 Part: CTL144009
 See next section for switch mounting.

iAccess Toggle Button.....\$575
 Part: CTL144010
 See next section for switch mounting.

21.2. 4-Function Push Button/iAccess Mount

REQUIRED with 4-Function Push Button or iAccess options.

Joystick Mount No Charge
 Part: MEC1907500

Attendant Mount \$35
 Part: MEC1906564

Under Arm Mount, Flip-Back Armrest..... No Charge
 Part: MEC1906531

Under Arm Mount, Flip-Back Armrest, plus iAccess Guard \$35
 Part: MEC2001400

Under Arm Mount, Tube Style Armrest No Charge
 Part: MEC1906530

Under Arm Mount, Tube Style Armrest, plus iAccess Guard \$35
 Part: MEC2001401

1. Under Arm Mount Side Selection

Left Side Under Arm Mount
 Part: PTOINDV3678

Right Side Under Arm Mount
 Part: PTOINDV3679

21. TRU-BALANCE 3 ATTENDANT CONTROL

Optional. *Attendant control will be at no charge when ordered with Tilt and Recline, alternative drive controls, and a Q-Logic Display or SCIM module. Mounting bracket is included.

Attendant Control \$950
 Part: XRF000078. E2331

22. PROVIDER INSTALLED ACCESSORIES

Optional. Multiple accessories can be mounted along the various tracks but some interference may occur.

TRU-Balance 3 Cane/Crutch Holder \$100
 Part: ACC152515

Includes accessory bar, a credit will be applied PTOIN-DV3769.

Quantum Backpack\$200
 Part: ACC1905853

TRU-Balance 3 Clothing Guard (Pair)\$275
 Part: ACC125007
 Not available with Heavy Duty armrests.

TRU-Balance 3 Transfer Handle (D)\$305.
 Part: MEC1809930. E0705
 Not available with Heavy Duty armrests.

TRU-Balance 3 Glove Box (C) \$85
 Part: ACC125011

TRU-Balance 3 Cup Holder..... \$20
 Part: ACC125003
 For use with TRU-Balance 3 (track style) armrests.

Stealth Large Tablet Holder \$565
 Part: ACC141818
 Not available with Heavy Duty armrests.

Cup Holder (Tube-style Armrest)..... \$20
 Part: ACCASMB2634
 For use with tube-style armrests.

Trilogy Vent Tray\$420
 Part: ACC136791.
 Includes accessory bar, a credit will be applied PTOIN-DV3769. Contact custom for models other than 100 and 200.

TRU-Balance 3 Personal Item Hook..... \$20
 Part: ACC125008
 Not available with back cane option.

Compact Vent Tray\$1,395
 Part: ACC133889. E1029

TRU-Balance 3 Reflector Kit..... \$35
 Part: ACC124670

Push Handles (pair)..... \$140
 Part: ACC2005027
 Not available with oxygen holder, back cane option, or vent tray. Required with attendant manual recline.

TRU-Balance 3 Backpack Holder (Pair) (A) \$42
 Part: ACC147774
 Not available with back cane option.

Accessory Bar \$90
 Part: ACC1909634
 Horizontal rail attached to rear of seat. Standard with the Trilogy vent tray and oxygen holder. Not available with back cane option.

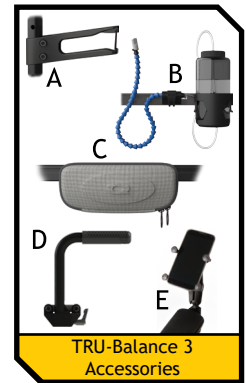
TRU-Balance 3 Front Mounted \$95
 Cell Phone/ Media Holder, X-Grip (E)
 Part: ACC155835
 Not available with Heavy Duty armrests.

TRU-Balance 3 Rear View Mirror \$35
 Part: ACC155833
 Not available with Heavy Duty armrests or 2-post.

Large, Black, Weather Cover\$240
 Part: ACCCOVR1021

TRU-Balance 3 Oxygen Holder \$110
 Part: ACC125006. E2208

Q-Logic EX/NE Programmer\$625
 Part: ELEASMB6976



Provider installed accessories section continued on following pages.

24. POSITIONING COMPONENTS

Optional. More options are available on the [Positioning Components Order Form](#).

24.1. Stealth Thoracic Laterals

Swing-away laterals may interfere with TRU-Balance 3 armrests and 2-post, flip up armrests. These laterals are not available with the back cane option.

1. Bracket

Swing-away, UniLink, Redesign Back, pair (ULS4042000-Q).... \$590
 Part: ST-ULS4042000-Q. E1028
 Only available with Redesigned back assemblies.

Swing-away, Rail Mounts, pair (TWBTLTC) \$590
 Part: INDPART2677. E1028
 Not available with Redesign back assemblies.

2. Pads

Curved Pads, 3"x5", pair (TWBL3X5)..... \$140
 Part: INDPART2663. E0956
 Curved Pads, 4"x6", pair (TWBL4X6)..... \$140
 Part: INDPART2664. E0956

Flat Pads, 3"x5", pair (TWBLP3X5) \$140
 Part: INDPART2676. E0956
 Flat Pads, 4"x6", pair (TWBLP4X6) \$140
 Part: INDPART2675. E0956

3. Installation

Install Laterals
 Part: PTOINDV3499

Do Not Install
 Part: PTOINDV3500

24.2. Stealth UniLink Pelvic/Thigh Guide

1. UniLink Pelvic/Thigh Hardware

UniLink, 5" Height Adjustable, \$320 ea.
 Removable Mounting Hardware
 Part: ST-UTTP5-Q

UniLink, 7" Height Adjustable, \$320 ea.
 Removable Mounting Hardware
 Part: ST-UTTP7-Q

2. UniLink Pelvic/Thigh Pads

UniLink, 4" x 4" Pad \$125 ea.
 Part: ST-UTP544056100-Q
 UniLink, 4" x 8" Pad..... \$135 ea.
 Part: ST-UTP548056100-Q

UniLink, 4" x 12" Pad \$165 ea.
 Part: ST-UTP54D056100-Q



3. UniLink Pelvic/Thigh Additional Links

UniLink, 1.5" Link \$40 ea.
 Part: ST-UIL001150A000-Q

UniLink, 2" Link..... \$40 ea.
 Part: ST-UIL001200A000-Q

4. UniLink Pelvic/Thigh Guide Installation

Install on Left
 Part: PTOINDV3585

Install on Right
 Part: PTOINDV3586

Do Not Install
 Part: PTOINDV3719

24.3. Stealth Pelvic/Thigh Guides

Pelvic/thigh guides may interfere with the joystick receiver block and down posts. Please provide quantity next to check box.

1. Pelvic/Thigh Guide Bracket

Flip Down Bracket (TWBTLADD-HW) \$300 ea.
 Part: INDPART2804. : E1028
 Removable Bracket (LP430)..... \$330 ea.
 Part: INDPART2805. : E1028
 Removable Bracket with 1" Offset (LP430 & LHW-121)... \$430 ea.
 Part: INDPART2854. : E1028

Flip Down with LEFT Full Surface Contact \$400 ea.
 Feature (TWBADD-L & LPHW407)
 Part: POS140428.
 Flip Down with RIGHT Full Surface Contact..... \$400 ea.
 Feature (TWBADD-R & LPHW407)
 Part: POS140429.

Positioning components section continued on following page.

24. POSITIONING COMPONENTS CONTINUED

2. Pelvic/Thigh Guide Adapter

2" Height Adapter Plate (LHW-122).....\$40
 Part: INDPART2821.
 Height adapter is needed with TRU-Comfort seat cushions. Not available with the flip down bracket.

2 1/4" Adapter Plate (LHW-129)\$40
 Part: POS140430.
 Only available with the flip down full surface bracket.

3. Pelvic/Thigh Guide Pad

Short Pad, 4"x4" (TWBADD-4X4) \$70 ea.
 Part: INDPART2801.
 Medium Pad, 4"x8" (TWBADD-4X8)..... \$70 ea.
 Part: INDPART2802.

Long Pad, 4"x12" (TWBADD-4X12) \$70 ea.
 Part: INDPART2803.

4. Pelvic/Thigh Guide Installation

Install on Left
 Part: PTOINDV3585

Install on Right
 Part: PTOINDV3586

Do Not Install
 Part: PTOINDV3719

24.4. Stealth Positioning Chest Harness

Upper Classic, Medium (IFPS1103) \$190 ea.
 Part: ST-IFPS1103-Q.

Upper Contour, Medium (IFPS2103)..... \$190 ea.
 Part: ST-IFPS2103-Q.

Upper Classic, Large (IFPS1104) \$190 ea.
 Part: ST-IFPS1104-Q.

Upper Contour, Large (IFPS2104) \$190 ea.
 Part: ST-IFPS2104-Q.



24.5. Stealth Positioning Chest Straps

Chest Strap, Medium w/ Belt Anchor \$120 ea.
 (IFCS4113)
 Part: ST-IFCS4113-Q.

Chest Strap, Large w/ Belt Anchor \$120 ea.
 (IFCS4114)
 Part: ST-IFCS4114-Q.



24.6. Stealth Swing-Away Headrest Mounts

These swing-away headrest mounts are only available with the Stealth Comfort Series headrests.

1. Facial Lateral Hardware

Facial Lateral for Comfort Series..... \$430 ea.
 Right Side (CPS9-R-HW)
 Part: INDPART2647.

Facial Laterals for Comfort Series \$430 ea.
 Left and Right Side (CPS9-B-HW)
 Part: INDPART2649.

Facial Lateral for Comfort Series..... \$430 ea.
 Left Side (CPS9-L-HW)
 Part: INDPART2648.



2. Facial Lateral Pads and Accessories

1" Ball Kit for Facial Laterals (TWB-1BK) (D) \$100
 Part: POS150532
 Required with facial laterals to mount to comfort headrest brackets.

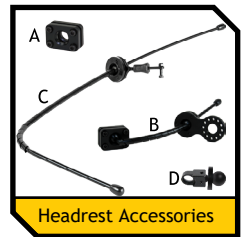
Facial Pad, 4"x2" (900-Q)..... \$70 ea.
 Part: ST-900-Q. : K0108

Egg Switch Mount (ESM) (A) \$70 ea.
 Part: INDPART2815

Facial Pad, 6"x2" (920-Q)..... \$70 ea.
 Part: ST-920-Q. : K0108

Figure 8 Bracket with 13" Rod..... \$315 ea.
 and Egg Switch Mount (B)
 Part: ST-F8675-13-Q

Swing-Away Joystick Mount, 18" Rod (C) \$295 ea.
 Part: ST-SUS18-Q
 Allows mounting of facial pads and attaches to the headrest



24.7. Stealth Elbow Support

1. Elbow Support Bracket

Left, Swing-Away, Elbow Support\$230 ea.
 Bracket Tube Style Arms (ARMS-ES-L)
 Part: POS124064.


Right, Swing-Away, Elbow Support.....\$230 ea.
 Bracket Tube Style Arms (ARMS-ES-R)
 Part: POS124066.

Left, Fixed, Elbow Support Bracket for.....\$230 ea.
 Flip-Back Armrests with Downpost (ARMS-ESFTB3-L)
 Part: POS133465

Right, Fixed, Elbow Support Bracket for\$230 ea.
 Flip-Back Armrests with Downpost (ARMS-ESFTB3-R)
 Part: POS133466

Left, UniLink, Fixed, Elbow Support Bracket ..\$360 ea.
 for Flip-Back, 8"-16"H Armrests (UETB4021FL-Q)
 Part: ST-UETB4021FL-Q

Right, UniLink, Fixed, Elbow Support Bracket . \$360 ea.
 for Flip-Back, 8"-16"H Armrest (UETB4021FR-Q)
 Part: ST-UETB4021FR-Q



2. Elbow Support Pad

3"Wx3"H Elbow Pad (ARMS-ES-3X3) \$70 ea.
 Part: POS124065. : K0108

4"Wx4"H Elbow Pad (ARMS-ES-4X4)..... \$70 ea.
 Part: POS124067. : K0108

24.8. Stealth Foot Boxes

Stealth Small Foot Boxes, 5"Wx8"Dx7"H..... \$625
 (SPLE107) (pair)
 Part: INDPART2786.

Stealth Large Foot Boxes, 7"Wx12"Dx11"H..... \$625
 (SPLE109) (pair)
 Part: INDPART2788.

Stealth Medium Foot Boxes, 6"Wx10"Dx9"H \$625
 (SPLE108) (pair)
 Part: INDPART2787.

Positioning components section continued on following page.

24. POSITIONING COMPONENTS CONTINUED

24.9. Stealth Padded Shoe Holder

Stealth Small Padded Shoe Holder 3.75"Wx6.25"D \$220
 (SPLE111) (pair)
 Part: INDPART2783.

Stealth X-Large Padded Shoe Holder, 5"Wx10.75"D \$220
 (SPLE114) (pair)
 Part: INDPART2785.

Stealth Medium Padded Shoe Holder, 4"Wx8.25"D \$220
 (SPLE112) (pair)
 Part: INDPART2784.

25. ALTERNATIVE CONTROLS AND ELECTRONICS

Optional. Select a type of specialty controls below. More options are available on the [Alternative Controls and Electronics order form.](#)

25.1. Enhanced Display

Q-Logic 3 Enhanced Display Kit..... \$2,045
 Part: CTL167726

Select a color option below. Includes enhanced display, flexible gooseneck and mounting bracket. Features: 3.5" LCD display; up to 5 profiles to control drive, seat, and auxiliary functions; Bluetooth connectivity for mobile devices and mouse emulation; integrated single switch scanner; IR controls.



Enhanced Display

Q-Logic 3 Enhanced Display Shroud

Required with Q-Logic 3 Enhanced Display selection above. Reference colors shown on page 2.

Red Corvette
 Part: DGN137729-PRD1

White Satin
 Part: DGN137729-PWH2

Midnight Blue
 Part: DGN137729-PBU10

Military Green
 Part: DGN137729-PGN8

To Be Determined
 Follow-up required.

Cherry Bomb
 Part: DGN137729-PRD4

Deep Purple
 Part: DGN137729-PPR5

Electric Blue
 Part: DGN137729-PBU9

Sugar Plum
 Part: DGN137729-PPR7

Back in Black
 Part: DGN137729-PBK1

Raspberry Beret
 Part: DGN137729-PPK4

Blue Jean
 Part: DGN137729-PBU11

Military Digital Camo
 Part: DGN137729-WCM7

Night Train
 Part: DGN137729-PBK3

Pretty in Pink
 Part: DGN137729-PPK3

Lemon Crush
 Part: DGN137729-PYL4

Faded Glory
 Part: DGN137729-WFL2

Grey Street
 Part: DGN137729-PSL3

Evolution Orange
 Part: DGN137729-POR7

Green Machine
 Part: DGN137729-PGN11

Carbon Fiber
 Part: DGN137729-WCB1

25.2. SCIM Module

Optional.

SCIM Module for Q-Logic 3 \$850
 Part: CTL168055

Allows use of joystick display for specialty devices. Available with Q-Logic 3 EX Joystick selection above. Up to 5 profiles to control drive, seat, and auxiliary functions, excluding sip-n-puff and single switch functions. A switch is required to operate the input device attached to the SCIM module.



SCIM Module

25.3. Q-Logic 3 SAJ

Q-Logic 3 EX SAJ \$850
 Part: CTL143980

Must be used in conjunction with Enhanced Display or Q-Logic 3 Joystick.



EX SAJ

25.4. Head Array

Adult, i-Drive Tri-Array Series, 3-Switch \$5,855
 Head Array (IDHBT200-1)
 Part: ST-IDHBT200-1-Q.

Features bluetooth, head support, 3 non-proportional proximity sensors for drive control, an egg switch for reset mode change, and i-Drive smart box.

Adult, i-Drive Pro Series Head Array \$5,855
 (IDHBT300-1)
 Part: ST-IDHBT300-1-Q.

Features bluetooth, head support with occipital pad and 2 swing-away spot pads for left and right side, 3 non-proportional proximity sensors, an egg switch for reset mode change, and i-Drive smart box.



Adult Pro-Series

25.5. Sip and Puff Drive

1. Sip and Puff Module

Sip and Puff Module for Q-Logic 3 \$1,695
 Part: CTL168056 ADP: WEX5

Includes module and mounting hardware.

2. Sip and Puff Straw and Mount

Stealth Sip and Puff for Comfort Series, \$410
 Left Mount (SP625-CL)
 Part: ST-SP625-CL-Q.

Includes straw and mounting hardware. Use with Stealth Comfort Plus headrests.

Stealth Sip and Puff for Comfort Series, \$410
 Right Mount (SP622-CR)
 Part: ST-SP625-CR-Q.

Includes straw and mounting hardware. Use with Stealth Comfort Plus headrests.

Stealth Sip and Puff for Stealth i-Drive, \$410
 Head Array (SP625-U)
 Part: ST-SP625-U-Q.

Includes straw and mounting hardware. Use with Stealth i-Drive Head Arrays.



Sip & Puff Module



Stealth Sip & Puff

Alternative controls and electronics section continued on following pages.

25. ALTERNATIVE CONTROLS AND ELECTRONICS CONTINUED

25.6. Egg Switches

<u>QTY</u>	Red Egg Switch (ESRED)..... \$100 <i>Part: SWTMCRO1077</i>	<u>QTY</u>	Green Egg Switch (ESGRN) \$100 <i>Part: SWTMCRO1078</i>
<u>QTY</u>	Blue Egg Switch (ESBLU)..... \$100 <i>Part: SWTMCRO1079</i>	<u>QTY</u>	Yellow Egg Switch (ESYEL) \$100 <i>Part: SWTMCRO1080</i>
<u>QTY</u>	Black Egg Switch (ESBLK)..... \$100 <i>Part: SWTMCRO1081</i>		



25.7. Switch Adapter

2 to 1 Switch Adapter..... \$135 <i>Part: DWR1361H037</i> Connects 2 single switches to a stereo jack to act as a dual switch.
--

25.8. Environmental Controls

Q-Logic 3 ECU Module Kit \$1,780 <i>Part: CTL168057</i>
--

25.9. USB Mobile Device Charger

USB Mobile Device Charger \$185 <i>Part: ELE168069</i> Can charge 1 device. A multiplier harness is required and must be added when a Static Seat or Power Tilt Only seating system is chosen. The selection of more than 3 modules requires an additional multiplier.
--



26. TRU-BALANCE 3 MULTIPLIER HARNESS

REQUIRED. Multiple controllers or power accessories may require an additional multiplier harness or special order. Reference the chart below to determine the appropriate selection. The rows refer to the total amount of arm mounted devices and the columns refer to the total amount of back mounted devices. The online order configurator will automatically make this selection under specialty controls.

Secondary Multiplier (SM)..... \$250 <i>Part: XRF000107</i>
--

Arm Mounts	Joystick (Hand Control)	<table border="1"> <thead> <tr> <th></th> <th>1 Arm</th> <th>2 Arm</th> <th>3 Arm</th> <th>4+ Arm</th> </tr> </thead> <tbody> <tr> <td>0 Back</td> <td>NA</td> <td>SM</td> <td>SM</td> <td>SOF</td> </tr> <tr> <td>1 Back</td> <td>NA</td> <td>SM</td> <td>SM</td> <td>SOF</td> </tr> <tr> <td>2 Back</td> <td>SM</td> <td>SM</td> <td>SM</td> <td>SOF</td> </tr> <tr> <td>3+ Back</td> <td>SOF</td> <td>SOF</td> <td>SOF</td> <td>SOF</td> </tr> </tbody> </table>		1 Arm	2 Arm	3 Arm	4+ Arm	0 Back	NA	SM	SM	SOF	1 Back	NA	SM	SM	SOF	2 Back	SM	SM	SM	SOF	3+ Back	SOF	SOF	SOF	SOF
			1 Arm	2 Arm	3 Arm	4+ Arm																					
	0 Back		NA	SM	SM	SOF																					
	1 Back		NA	SM	SM	SOF																					
	2 Back		SM	SM	SM	SOF																					
3+ Back	SOF	SOF	SOF	SOF																							
Enhanced Display																											
iAccess																											
USB Charger																											
SAJ																											
Back Mounts	Attendant Control	<table border="1"> <thead> <tr> <th></th> <th>1 Arm</th> <th>2 Arm</th> <th>3 Arm</th> <th>4+ Arm</th> </tr> </thead> <tbody> <tr> <td>0 Back</td> <td>NA</td> <td>SM</td> <td>SOF</td> <td>SOF</td> </tr> <tr> <td>1 Back</td> <td>NA</td> <td>SM</td> <td>SOF</td> <td>SOF</td> </tr> <tr> <td>2 Back</td> <td>SM</td> <td>SM</td> <td>SOF</td> <td>SOF</td> </tr> <tr> <td>3+ Back</td> <td>SOF</td> <td>SOF</td> <td>SOF</td> <td>SOF</td> </tr> </tbody> </table>		1 Arm	2 Arm	3 Arm	4+ Arm	0 Back	NA	SM	SOF	SOF	1 Back	NA	SM	SOF	SOF	2 Back	SM	SM	SOF	SOF	3+ Back	SOF	SOF	SOF	SOF
			1 Arm	2 Arm	3 Arm	4+ Arm																					
	0 Back		NA	SM	SOF	SOF																					
	1 Back		NA	SM	SOF	SOF																					
2 Back	SM	SM	SOF	SOF																							
3+ Back	SOF	SOF	SOF	SOF																							
SCIM																											
Sip n Puff																											
ECU																											

Power Positioning Chart

Static Seat Chart

Q-Logic 3 Multiplier Charts